

# MAKING OUR STATEMENT




2017-18 **MILWAUKEE**  
MEN'S BASKETBALL

MEDIA GUIDE



# 2017-18 MILWAUKEE PANTHERS



**BRYCE BARNES**  
SO • 5-11 • G  
CHICAGO, ILL.



**JEREMIAH BELL**  
JR • 6-0 • G  
LOUISVILLE, KY.



**BROCK STULL**  
R-JR • 6-4 • G  
ROCKFORD, ILL.



**JEREMY JOHNSON**  
R-SO • 6-3 • G  
BROOKLYN PARK, MINN.



**CARSON WARREN-NEWSOME**  
FR • 6-5 • G  
WAUKEGAN, ILL.



**SAM BURKART**  
SO • 5-11 • G  
KAUKAUNA, WIS.



**AUGUST HAAS**  
SO • 6-1 • G  
COPENHAGEN, DENMARK



**VANCE JOHNSON**  
JR • 6-8 • F  
CALUMET CITY, ILL.



**BAYLOR PETERSON**  
JR • 6-2 • G  
EDINA, MINN.



**SETH DITTMER**  
SO • 6-9 • F  
PEWAUKEE, WIS.



**BRYCE NZE**  
SO • 6-7 • F  
HARTLAND, WIS.



**BRETT PRAHL**  
R-SR • 6-9 • F  
EAST TROY, WIS.



**ALEX PRAHL**  
R-SR • 6-9 • F  
EAST TROY, WIS.



**PAT BALDWIN**  
HEAD COACH




**PARIS PARHAM**  
ASSISTANT COACH



**TERRANCE MCGEE**  
ASSISTANT COACH



**PAT MONAGHAN**  
ASSISTANT COACH



**NICK LUCENTI**  
DIRECTOR OF  
BASKETBALL OPERATIONS





“A good  
experience  
is simple, but  
meaningful.”

My name is **Melanie**, and I work at **Network Health**.

What I love most about camping is the simple things—being outside, building a fire and going hiking. I think for a brand it's the simple things and experiences that matter to customers, too. Things like personal service and showing that you care. Even just asking people for their thoughts and taking their feedback. We're always thinking about what the experience is going to look like for the customer and trying to find ways to make it a positive one.



networkhealth.com | 800-276-8004

Watch Melanie's story at  
[networkhealth.com/Melanie](http://networkhealth.com/Melanie)



HMO plans underwritten by Network Health Plan. POS plans underwritten by Network Health Insurance Corporation, or Network Health Insurance Corporation and Network Health Plan. Self-funded plans administered by Network Health Administrative Services, LLC. SAL-373-01-10/16

**MILWAUKEE**







# Table of Contents

TV/Radio Roster .....	IFC
Table of Contents/Quick Facts .....	1
2017-18 Rosters .....	2
2017-18 Schedule .....	3

## Coaching Staff

Pat Baldwin .....	4-5
Paris Parham .....	6
Terrance McGee .....	6
Pat Monaghan .....	7
Nick Lucenti .....	7
Karl Klatt .....	8
Support Staff .....	8

## Media Information

Milwaukee Sports Information .....	9
------------------------------------	---

## Panther Profiles

Brett Pahl .....	10
Alex Pahl .....	11
Jeremiah Bell .....	12
Brock Stull .....	13
Baylor Peterson .....	14
Bryce Barnes .....	15
Jeremy Johnson .....	16
Sam Burkart .....	17
August Haas .....	18
Seth Dittmer .....	19
Bryce Nze .....	20
Carson Warren-Newsome .....	21
DeAndre Abram .....	21
Vance Johnson .....	22

## 2016-17 in Review

Team Statistics .....	23
Schedule/Results .....	24
Horizon League in Review .....	25
Points-Rebounds-Assists .....	26-27
Individual Highs and Lows .....	26-27
Team Highs and Lows .....	28
Miscellaneous Statistics .....	29

## History

Men's Basketball History .....	30-32
All-Time Letterwinners .....	33-35
Panther Hall of Famers .....	36-38
Postseason Tournament Teams .....	39-50
NCAA Tournament Records .....	51
Tournament Championship Teams .....	52-53
League Tournament Records .....	54-55

## Records

Yearly Win-Loss Records .....	56
Annual Team Leaders .....	57
1,000-Point Club/500-Rebound Club .....	58
Pre-Division I Records .....	58-59
Team Single-Game Records .....	60-61
Individual Game Records .....	62
Team Single-Season Records .....	63
Individual Single-Season Records .....	64
Career Records .....	65
Opponent Team Records .....	66-67
Opponent Individual Records .....	67
All-Time Series Records .....	68-69
All-Time NCAA Division I Series Records .....	70
NCAA Division I Series Histories .....	71-79
Game-by-Game Results .....	80-97
All-Time Horizon League Award Winners .....	98
Attendance Records .....	99
UW-Milwaukee Panther Arena .....	99-100

## Follow The Panthers All Season Long

Official Website:	mkepanthers.com
Radio:	1130 WISN
Television:	Fox Sports Wisconsin
Web Stream:	ESPN3
Facebook:	facebook.com/MilwaukeePanthers
YouTube/Black & Gold Network:	youtube.com/uwmathletics
Official Blog:	uwmpantherscom.blogspot.com
Twitter:	Department: @MKEPanthers
	Team: @MKE_MBB
	Head coach Pat Baldwin: @CoachBaldwin23
	Assistant A.D. for Athletic Communications Chris Zills: @sidzills

The 2017-18 Men's Basketball Media Guide was written and edited by Chris Zills with editorial assistance provided by Tim Pahl. Photographs courtesy of Mike Gryniwicz, Len Cederholm and UWM Visual Imaging. Printing by UWM UITS Copy Center.

# Quick Facts

## General Information

School ..	University of Wisconsin-Milwaukee
City/Zip .....	Milwaukee, Wis. 53211
Founded .....	1885
Enrollment .....	27,156
Nickname .....	Panthers
Colors .....	Black and Gold
Arena .....	UW-Milwaukee Panther Arena
Capacity .....	10,783
Conference .....	Horizon League
Chancellor .....	Mark Mone
Director of Athletics .....	Amanda Braun
Associate AD/SWA .....	Kathy Litzau
Athletics Phone .....	414-229-5151
Ticket Manager .....	Ron Reeves
Ticket Office Phone .....	414-229-5886

## Coaching Staff

Head Coach .....	Pat Baldwin
Alma Mater/Year .....	Northwestern/1994
Record at Milwaukee .....	0-0/1st Year
Career Record .....	Same
Assistant Coach .....	Paris Parham
Assistant Coach .....	Terrance McGee
Assistant Coach .....	Pat Monaghan
Director of Operations .....	Nick Lucenti
Graduate Manager/Video .....	Karl Klatt
Athletic Trainer .....	Andrew Jedlicka

## Team Information

2016-17 Overall Record .....	11-24
Home/Away/Neutral .....	5-8/2-13/4-3
League Record .....	4-14
League Finish .....	10th
League Tournament Finish .....	3-1
..... Lost in finals to Northern Kentucky	
Starters Returning/Lost .....	4/1
Letterwinners Returning/Lost .....	12/2
Newcomers/Redshirts .....	2/0

## History

First Year of Basketball .....	1896
First Year in Division I .....	1990-91
All-Time Record .....	1,339-1,249-1 (.517)
NCAA Appearances/Last .....	4/2014
Last NCAA Appearance .. Villanova/L, 53-73	
NIT Appearances/Last .....	2/2011
Last NIT Appearance .... Northwestern/L, 70-61	
CBI Appearances .....	1/2012
Last CBI Appearance .....	TCU/L, 83-73

## Media Relations

Asst. AD for Communications/MBB Contact ....	Chris Zills
Cell Phone .....	414-750-2090
Home Phone .....	262-334-7050
E-mail .....	czills@uwm.edu
Associate Dir. of Communications .... Tim Pahl	
Asst. Dir. of Comm. .... Ashley Steltenpohl	
SID Fax .....	414-229-5749
Press Row Phone .....	414-229-6276



## 2017-18 Milwaukee Numerical Roster

#	Name	Pos.	Height	Weight	Year	Hometown/High School/Last School	Major
0	Bryce Barnes	G	5-11	172	So.	Chicago, Ill. / Bogan Prep	Finance
1	Jeremiah Bell	G	6-0	171	Jr.	Louisville, Ky. / Boyle County/Vincennes	Journalism
3	Brock Stull	G	6-4	195	R-Jr.	Rockford, Ill. / Boylan Catholic	Criminal Justice
4	Jeremy Johnson	G	6-3	175	R-So.	Brooklyn Park, Minn. / Champlin Park	Marketing
5	Carson Warren-Newsome	G	6-5	185	Fr.	Waukegan, Ill. / Waukegan High School	Business
10	Sam Burkart	G	5-11	195	So.	Kaukauna, Wis. / Appleton Xavier	Supply Chain & Marketing
13	August Haas	G	6-1	187	So.	Copenhagen, Denmark / Gammel Hellerup	Finance
14	Vance Johnson	F	6-8	230	Jr.	Calumet City, Ill. / Midwest Elite / Northeast CC	Journalism
15	Baylor Peterson	G	6-2	180	Jr.	Edina, Minn. / Edina	Marketing
23	Seth Dittmer	F	6-9	210	So.	Pewaukee, Wis. / Homeschooled	Journalism
24	Bryce Nze	F	6-7	230	So.	Hartland, Wis. / Arrowhead	Undecided
50	Brett Pahl	F	6-9	225	R-Sr.	East Troy, Wis. / East Troy	Accounting
52	Alex Pahl	F	6-9	225	R-Sr.	East Troy, Wis. / East Troy	Accounting
RS	DeAndre Abram	G	6-7	195	Rs.	Carrollton, Texas / Creekview / George Mason	Communications

## 2017-18 Milwaukee Alphabetical Roster

#	Name	Pos.	Height	Weight	Year	Hometown/High School/Last School	Major
RS	DeAndre Abram	G	6-7	195	Rs.	Carrollton, Texas / Creekview / George Mason	Communications
0	Bryce Barnes	G	5-11	172	So.	Chicago, Ill. / Bogan Prep	Finance
1	Jeremiah Bell	G	6-0	171	Jr.	Louisville, Ky. / Boyle County/Vincennes	Journalism
10	Sam Burkart	G	5-11	195	So.	Kaukauna, Wis. / Appleton Xavier	Supply Chain & Marketing
23	Seth Dittmer	F	6-9	210	So.	Pewaukee, Wis. / Homeschooled	Journalism
13	August Haas	G	6-1	187	So.	Copenhagen, Denmark / Gammel Hellerup	Finance
4	Jeremy Johnson	G	6-3	175	R-So.	Brooklyn Park, Minn. / Champlin Park	Marketing
14	Vance Johnson	F	6-8	230	Jr.	Calumet City, Ill. / Midwest Elite / Northeast CC	Journalism
24	Bryce Nze	F	6-7	230	So.	Hartland, Wis. / Arrowhead	Undecided
15	Baylor Peterson	G	6-2	180	Jr.	Edina, Minn. / Edina	Marketing
52	Alex Pahl	F	6-9	225	R-Sr.	East Troy, Wis. / East Troy	Accounting
50	Brett Pahl	F	6-9	225	R-Sr.	East Troy, Wis. / East Troy	Accounting
3	Brock Stull	G	6-4	195	R-Jr.	Rockford, Ill. / Boylan Catholic	Criminal Justice
5	Carson Warren-Newsome	G	6-5	185	Fr.	Waukegan, Ill. / Waukegan High School	Business

Pat Baldwin	Head Coach
Paris Parham	Assistant Coach
Terrance McGee	Assistant Coach
Pat Monaghan	Assistant Coach
Nick Lucenti	Director of Basketball Operations
Andrew Jedlicka	Assistant Athletic Trainer

### Pronunciations

August Haas ... Hahss  
Bryce Nze ... EN-zee

Pat Monaghan ... MON-a-han  
Nick Lucenti ... Loo-SEN-tee



# 2017-18 Men's Basketball Schedule

Date	Opponent	Location	Time
11/2/2017	Wisconsin Lutheran (Exh.)	Klotsche Center	7 PM
11/10/2017	La Crosse	UWM Panther Arena	7 PM
11/13/2017	at Iowa State	Ames, Iowa	7 PM
<b>Black &amp; Gold Shootout (November 17-19)</b>			
11/17/2017	Concordia-St. Paul	UWM Panther Arena	8 PM
11/18/2017	Florida International	UWM Panther Arena	5:30 PM
11/19/2017	Elon	UWM Panther Arena	3:30 PM
11/24/2017	at Wisconsin	Madison, Wis.	8 PM
11/29/2017	at Northern Illinois	DeKalb, Ill.	8:30 PM
12/2/2017	Montana State	UWM Panther Arena	3 PM
12/5/2017	at Jacksonville	Jacksonville, Fla.	6 PM
12/9/2017	at Western Illinois	Macomb, Ill.	7 PM
12/13/2017	at Belmont	Nashville, Tenn.	6:30 PM
12/16/2017	Loyola	UWM Panther Arena	1 PM
12/22/2017	Western Michigan	UWM Panther Arena	7 PM
12/28/2017	Oakland*	UWM Panther Arena	7 PM
12/30/2017	Detroit Mercy*	UWM Panther Arena	6 PM
1/4/2018	at Youngstown State*	Youngstown, Ohio	6:35 PM
1/6/2018	at Cleveland State*	Cleveland, Ohio	2:30 PM
1/10/2018	at IUPUI*	Indianapolis, Ind.	6 PM
1/12/2018	at UIC*	Chicago, Ill.	7 PM
1/15/2018	at Green Bay*	Green Bay, Wis.	7 PM
1/18/2018	Northern Kentucky*	UWM Panther Arena	7 PM
1/20/2018	Wright State*	UWM Panther Arena	7 PM
1/25/2018	Youngstown State*	UWM Panther Arena	7 PM
1/27/2018	Cleveland State*	UWM Panther Arena	1 PM
1/29/2018	UIC*	UWM Panther Arena	7 PM
2/2/2018	Green Bay*	UWM Panther Arena	7 PM
2/8/2018	at Northern Kentucky*	Highland Heights, Ky.	6:30 PM
2/10/2018	at Wright State*	Dayton, Ohio	6 PM
2/16/2018	IUPUI*	UWM Panther Arena	7 PM
2/22/2018	at Detroit Mercy*	Detroit, Mich.	6 PM
2/24/2018	at Oakland*	Rochester, Mich.	2 PM

Motor City Madness - March 2-6, 2018

\*Horizon League Games | Home Games in **BOLD** | Times Subject to Change



- HVAC
- Plumbing
- Fire Protection
- Temperature Controls
- Electrical
- Design Build
- New Construction & Retrofits
- LEED Accredited
- Preventative Maintenance

Choose Smart.  
Choose Mared Mechanical.

**24 HOUR SERVICE**

PHONE (414) 536-0411 | FAX (414) 536-0534

4230 W. DOUGLAS AVE. MILWAUKEE, WI. 53209





# Pat Baldwin

Head Coach • First Season • Northwestern, 1994



**Pat Baldwin** was named head coach of the Milwaukee men's basketball team on June 20, 2017.

Baldwin joins UWM from Northwestern University and becomes the seventh head coach since Milwaukee's 1990 move to NCAA Division I.

"We are proud to have Patrick join the UW-Milwaukee family," said UWM Chancellor Mark Mone at the time of the hiring. "His deep commitment to have our student-athletes succeed in the classroom as well as on the court reflects the values of Milwaukee basketball. I know he will also play an important role in helping to connect our university to the community."

Baldwin spent the prior four seasons as an assistant coach at Northwestern, helping rebuild his alma mater into a force in the Big Ten.

"Pat has played a major role in the resurgence of a successful program and is ready to take the next step as a head coach," Milwaukee Director of Athletics Amanda Braun said. "We are very happy that step will be taken at UWM and as a Panther. He is very familiar with the Horizon League and the Midwest and will continue to build on the foundation we have put in place. I am thrilled to welcome Patrick, his wife, Shawn, and their children to the Milwaukee program."

"I want to thank Amanda Braun and Chancellor Mone for affording me the opportunity and honor to serve as the head coach at the University of Wisconsin-Milwaukee," Baldwin said. "I am extremely excited about this opportunity to lead a program that has a great tradition of winning, resources to help facilitate our ascension in the Horizon League and commitment from the entire administration. Our main goal and focus is to compete and win championships. I can't wait to get started with our current roster of student-athletes

and work toward achieving great success both on and off the court."

A key member of the Northwestern coaching staff under head coach Chris Collins, Baldwin saw the Wildcats increase their win total in each of his four years there.

That culminated last season with a school-record 24 victories and the first NCAA tournament berth in school history. NU's 2016-17 season also included 10 wins in Big Ten play for the first time since the 1930s. That followed what was a school-record 20 wins during the 2015-16 campaign.

As an assistant coach at NU, where he worked primarily with the guards, Baldwin helped the Wildcats land recruiting classes ranked in the nation's top 30.

"The entire Wildcats community is thrilled for Pat Baldwin, an outstanding representative of our university," said Northwestern Vice President for Athletics & Recreation Jim Phillips. "He was an exceptional student-athlete, and

has been an incredible mentor for our young men during his tenure on the men's basketball staff."

Baldwin, a 1994 graduate of Northwestern, was one of the top players in school history. He still stands among the top 20 scorers, was a three-time team captain, graduated as the school's all-time leader in steals and assists, and was the Big Ten Defensive Player of the Year as a senior.

"I'd like to thank the Northwestern University community under the leadership of President Morty Schapiro, Vice President for Athletics & Recreation Jim Phillips and his staff, head coach Chris Collins, the staff and players for four unbelievable years," Baldwin said. "I was able to come back to my alma mater and be a part of a tremendous transformation in the men's basketball program, culminating in a dance in the NCAA tournament. Thank you for all of the great memories."

Baldwin played professionally in Bosnia and Croatia before joining the coaching ranks. He



## The Pat Baldwin Era Begins



has valuable firsthand experience in the Horizon League, beginning with two seasons as an assistant at UW-Green Bay before a seven-year stop at Loyola Chicago, where he finished as the associate head coach. Prior to arriving at Northwestern, he spent two seasons at Missouri State, where he recruited Missouri Valley Conference Freshman of the Year Marcus Marshall.

A native of Leavenworth, Kansas, Baldwin got his coaching start during the 2001-02 season at Lincoln University in Jefferson City, Missouri.

Baldwin was a standout player for Northwestern from 1990-94. He still ranks first in school history with 272 career steals, second all-time with 452 assists and 20th with 1,189 points. His 90 steals as a freshman in 1990-91 are the school's single-season record, while his 154 assists as a senior in 1993-94 rank third in school history.

Patrick and Shawn (née Karey – herself a former Northwestern volleyball player) have four children: Patrick, Tatum, Brooke and Claire.

### **What they are saying about Pat Baldwin:**

"Pat has played an integral role in the building of our program at Northwestern over the last four years. He has been heavily involved in all aspects of the program, whether it be on the court as a coach, in recruiting, in the community or with our alumni. He is more than ready to head to Milwaukee and do a terrific job. I know that he will do great things."

- Chris Collins, Northwestern head men's basketball coach

"Pat Baldwin is one of the greatest basketball players ever to wear Northwestern's uniform, and his tireless dedication and positive energy were invaluable during his time as a coach. He will be missed, but I know the entire Northwestern community is delighted to see such a terrific man receive such a wonderful opportunity."

-Mike Greenberg, TV and Radio Host, ESPN & ABC

"Pat's limitless enthusiasm, vast knowledge of the game, relentless work ethic, and steadfast commitment to the student-athlete experience have prepared him for this opportunity. This is a spectacular hire by Amanda Braun to lead the Panthers, and we can't wait to see what the future holds for Pat, Shawn, Patrick, Tatum, Brooke and Claire, who will always be a part of the Wildcats family."

- Northwestern Vice President for Athletics & Recreation Jim Phillips

"I have had the chance to get to know Pat as an assistant for my son, Chris, over the past four years. He is one of the finest men I have ever been around in my 45 years in sports. His integrity is off the charts, and you will love his ability to connect with people socially and what he brings to the table for your program. He has a great family and is all about the right things. He's a wonderful man, a terrific coach and a great teacher. He has a great basketball mind, a great spirit and a great heart. We will miss him at Northwestern. You got yourself a star and a true champion in Pat Baldwin."

- Doug Collins, former NBA head coach and current NBA analyst for ESPN





**Paris Parham** has been hired as an assistant coach for the Milwaukee men's basketball team.

"I am extremely excited to have Paris join our Milwaukee Panther family," head coach Pat Baldwin said. "Paris provides extensive experience recruiting and coaching high-caliber student-athletes throughout the Midwest. Paris' recruiting prowess and versatility as a coach will be a great asset to the Milwaukee Panther program."

Parham, a Chicago native, is closing in on 20 years in the coaching profession and comes to Milwaukee following five seasons as an assistant coach at Illinois. While a member of John Groce's Fighting Illini staff, the squad averaged 19 victories per year and made postseason appearances three times, winning nearly 100 games (95-75).

Parham arrived at Illinois after five years as an assistant at Illinois State. ISU won 104 games during Parham's tenure on former head coach Tim Jankovich's staff. The Redbirds recorded four 20-plus win seasons in five years, advancing to the NIT four times and the Missouri Valley Tournament championship game on three occasions.

Parham spent the previous three years in Chicago, serving one season as head coach at Morgan Park (2007) and two seasons as head coach at Phillips Academy (2005-06). He was the Chicago Public League's Red-Central Coach of the Year in 2005 after leading Phillips to an undefeated conference record. During this time, Parham also coached with the AAU program Full Package and assisted at the Chicago Bulls Training Academy.

Prior to his coaching stops at the high school level, Parham served for three seasons as an assistant coach at Maryland-Eastern Shore (2002-04). He entered the coaching ranks at his alma mater, Minnesota State (formerly Mankato State), serving as a graduate assistant (1996) before spending five seasons as an assistant coach (1997-2001).

Parham's collegiate playing career included two years each at Lincoln College (1992-93) and Minnesota State (1994-95). At Lincoln, Parham was a two-year team captain and set the school's single-season assist record. Parham completed his career at Minnesota State with 556 points in 54 games (10.3 ppg). He led the team in assists in consecutive years, with his 5.2 average ranking eighth on the Mavericks' all-time single season assists list. He also still holds the school record for career steals average at 1.9 spg. Parham earned All-North Central Conference (NCC) honorable mention honors as a senior in 1995 and also was named the league's co-most improved player.

Parham earned two degrees from Minnesota State, a bachelor's in business administration in 1995 and a master's in education administration in 2000. He and his wife, Keisha, have two sons, Paris Jr. and Kai.

## Paris Parham

**Assistant Coach, First Season  
Minnesota State, 1995**



**Terrance McGee** has been hired as an assistant coach for the Milwaukee men's basketball team.

"I am proud to welcome Terrance and his family back home and to the Milwaukee Panther family," head coach Pat Baldwin said. "Terrance has great knowledge and understanding of the Milwaukee and Wisconsin high school basketball landscape, which is the base of our recruiting efforts. Terrance is a very good role model for our young men and will help develop them on and off the court."

McGee joins the Panthers following six seasons as an assistant at Southern Illinois University. While with the Saluki's, he played a key role to the team's rise to 22 victories in 2016 and has proven himself as a strong recruiter in the St. Louis area, helping develop all-conference SIU guards Desmar Jackson and Anthony Beane Jr.

Prior to Southern, McGee served two seasons as an assistant coach at Grand Valley State University, during which time the Lakers compiled a 33-21 record, including a 19-8 mark and third-place finish in the Great Lakes Intercollegiate Athletic Conference in 2011.

A 6-foot-2 guard who played collegiately for two seasons at Missouri State (2001-03), McGee averaged 14.9 points, 3.5 rebounds and 4.3 assists his senior year and earned First-Team All-Missouri Valley Conference and All-Defensive Team honors.

Prior to MSU, he spent two years at Kirkwood Community College (1999-2001). After his college career, McGee played professionally overseas for seven years.

A native of Milwaukee, Wis., McGee earned his undergraduate degree in hospitality and restaurant administration at MSU and was working toward a Master's Degree at Grand Valley.

## Terrance McGee

**Assistant Coach, First Season  
Missouri State, 2003**

## Coaching/Support Staff



**Pat Monaghan** joins the staff of the Milwaukee men's basketball team as an assistant coach for the 2017-18 season.

"I am very fortunate to have Pat join our Panther family," UWM head coach Pat Baldwin said. "Pat is an extremely hard-working and loyal coach who dedicates himself to basketball. I have seen his work ethic firsthand and know he will give everything he has to the Panther program. Pat will attack recruiting and work to put us in prime position

with student-athletes at all levels."

Monaghan joins Baldwin at UWM following six seasons at Minnesota State University. In addition to being an assistant coach, Monaghan was also the recruiting coordinator for the Mavericks.

While working under six-time league coach of the year Matt Margenthaler, Monaghan helped the Mavericks - one of the top NCAA Division II programs in the nation - to NCAA Tournament appearances four times and also to a pair of Northern Sun Intercollegiate Conference titles. He has also helped guide over a dozen players to All-NSIC honors in his tenure.

The team tied the school record with 28 wins in 2012-13 and topped that with a 30-5 mark in 2013-14. The Mavs won 20 or more games each of his final five campaigns.

A native of Chicago, Ill., Monaghan came to Minnesota State from Loyola University Chicago where he served as the team's Director of Basketball Operations in his first stint with Baldwin.

Prior to his time in Chicago, Monaghan was an assistant coach at Coffeyville Community College in Coffeyville, Kan., for two seasons. While at Coffeyville, he helped guide the Ravens to a 24-8 record in 2008-09, including a Jayhawk East Conference Championship.

He also spent two seasons as a graduate assistant coach at Wayne State College (Neb.).

Monaghan began his playing career in 2002 at Harper Community College before transferring to Lewis University where he played for the Flyers from 2004-06.

## Pat Monaghan

**Assistant Coach, First Season**

**Lewis, 2006**



**Nick Lucenti** was hired in the summer of 2017 to be the Director of Basketball Operations for Milwaukee men's basketball.

Lucenti, who spent the past two seasons as the Graduate Assistant at Northwestern while earning a Master's Degree in Sports Administration, joins the Milwaukee staff and will work directly with Baldwin on coordinating team travel, budget, practices

and other program functions.

"I am proud to welcome Nick Lucenti to our Milwaukee Panther family as Director of Basketball Operations," Baldwin said. "Nick has a great basketball pedigree and been a part of many winning teams. Nick has a great perspective of the culture and foundation we want to build here at Milwaukee."


While with Northwestern, Lucenti was involved with scouting reports, breaking down game film, on-court player development and as a member of the scout team. Other responsibilities included creating recruitment materials, coordinating travel details, postgame meals and assistance in coordination of recruit visits. He also oversaw all managers and served as the gym director for Chris Collin's Basketball Camps.

Lucenti comes from a basketball background. His grandfather, Paul Westhead, coached the Los Angeles Lakers and also at Loyola Marymount. Lucenti played collegiately at Oregon from 2010 to 2014, which at the time was the winningest four-year stretch in program history.

## Nick Lucenti

**Director of Operations, First Season**  
**Oregon, 2014**





**Karl Klatt** has been added as Graduate Manager and Video Analyst to the Milwaukee men's basketball staff.


Klatt is a familiar face to the Panthers, having spent last season as a team manager for the men's basketball program.

He earned his undergraduate degree in kinesiology from Wisconsin, spending time as a manager for the Badgers from 2012-15. He was part of two Final Fours in his time on the sidelines in Madison.

In addition to his role on staff, Klatt is currently pursuing a Masters of Kinesiology in graduate school at UWM.

## Karl Klatt

**Graduate Manager/Video, First Season  
Milwaukee, 2017**



**Andrew Jedlicka** was hired as an assistant athletic trainer in November of 2016. He works with the men's basketball and women's tennis programs.

Jedlicka comes to the Panthers from the University of Northern Iowa, where he spent the past two seasons as the UNI women's basketball athletic trainer. He will take over as the men's basketball athletic trainer at UWM.

"We are very pleased to add Andrew to our staff," Assistant Athletics Director for

Sports Medicine John Ochsenwald said. "His additional certifications and varied experiences in athletic health care gives him the necessary background to do a great job for UWM athletes."

Jedlicka joined the UNI staff in August 2014. In addition to his athletic training duties, he was also responsible for coordinating UNI student-athlete health insurance.

Jedlicka earned both his athletic training bachelor's degree in 2010 and his athletic training master's degree in 2013, receiving both degrees from UNI. He served as a graduate assistant athletic trainer for the Panthers from Jan. 2012 to May 2014, primarily assisting the UNI football squad.

A native of Tipton, Iowa, Jedlicka served as a conditioning coach and assistant athletic trainer for the Williamsport Crosscutters, a minor league affiliate of the Philadelphia Phillies, from March 2010 to Sept. 2011.

## Andrew Jedlicka

**Assistant Athletic Trainer, Second Season  
Northern Iowa, 2010**



**Chris Zills** is the Assistant Athletic Director for Athletic Communications for the Milwaukee Panthers. He joined the athletic department in July of 2005 as the assistant sports information director, after spending four years as the head sports information director at Marian University in Fond du Lac, Wis. At UWM, Zills is the primary media relations contact for men's basketball, baseball and men's and women's soccer.

Zills received his undergraduate degree in Sports Management from Wisconsin-La Crosse and his master's degree from Marian University. He has been a member of the College Sports Information Directors of America since 2001 and has received national publication awards from CoSIDA for his work on media guides 16 times, including "Best in the Nation" for the cover of the 2009 men's soccer media guide.

He resides in West Bend with wife, Bridget, and two sons - Quinn, born in 2005, and Lucas, born in the summer of 2008.

## Chris Zills

**Athletic Communications, Third Season  
La Crosse, 1997  
Marian University, 2004**



**Scott Warras** will start his second year as the men's basketball play-by-play announcer for radio broadcasts in the 2017-18 season.

No stranger to Milwaukee basketball, Warras had spent the prior 10 years as the voice of the UWM women's basketball program. Prior to that, Warras was on the producing-side of Panther men's contests, having been a part of the team as far back as the Sweet 16 run in the NCAA Tournament in 2005.

In addition to his work with the Panthers, Warras enjoyed a long stretch of producing "Midday with Charlie Sykes" on Newsradio 620 WTMJ and is now the executive producer for "Scaffidi and Bilstad". He also works with Time Warner Cable SportsChannel's summer baseball package, which includes UWM and high school baseball. He also spent over a decade as head of the broadcasting team at Wisconsin Lutheran College.

## Scott Warras

**Radio Play-by-Play, Second Season  
Wisconsin Lutheran College, 2003**



Media members are invited to visit [www.mkepanthers.com](http://www.mkepanthers.com) - the officially sanctioned website of Milwaukee Athletics - to keep up with all of the latest information on the Milwaukee men's basketball program. The site features weekly releases and previews prior to gameday, plus complete game recaps, postgame quotes, box scores and up-to-date statistics. Fans can also follow the stats of all home games live online.

The site also features profiles on every Milwaukee men's basketball player, as well as special feature stories on the team, updated throughout the season. Plus the website - hosted by Side-arm Sports - has updated information on all 15 of UWM's varsity sports.



Assistant AD for Athletic Communications/MBB Contact  
Associate Director - Athletic Communications  
Assistant Director of Communications & Graphic Design  
Multimedia Services Coordinator

Chris Zills  
Tim Prah  
Ashley Steltenpohl  
Seth Parmer

Press Row Phone  
Website  
Zills Cell  
Zills E-Mail  
Prah Office/E-Mail  
Steltenpohl Office/E-Mail  
Parmer Office/E-Mail  
SID Office Fax  
Shipping Address

(414) 229-6276  
[www.mkepanthers.com](http://www.mkepanthers.com)  
414-750-2090  
[czills@uwm.edu](mailto:czills@uwm.edu)  
414-229-2413/[tdprahl@uwm.edu](mailto:tdprahl@uwm.edu)  
414-435-8118/[steltenp@uwm.edu](mailto:steltenp@uwm.edu)  
414-229-6079/[parmer@uwm.edu](mailto:parmer@uwm.edu)  
414-229-5749  
UWM Athletics - Sports Information  
UWM Pavilion, Room 147  
Milwaukee, WI 53211

### Welcome to Milwaukee Basketball

The Milwaukee Athletic Communications staff welcomes your coverage of the 2016-17 Panther men's basketball team. Assistant AD for Athletic Communications Chris Zills serves as the main contact for men's basketball. He can be reached by cell phone at (414) 750-2090 or by e-mail at [czills@uwm.edu](mailto:czills@uwm.edu).

### Getting the Information

The communications office produces a game notes packet for every men's basketball game, as well as releases for other special announcements and events. To be added to an electronic mailing list, contact Chris Zills. The releases are also available in the media room prior to every Milwaukee men's basketball game.

### Interview Requests

Head coach LaVall Jordan and members of the men's basketball team are available to the media on a regular basis following practice. Most practices take place in the afternoon, though exact times do vary from day-to-day. Arrangements for phone interviews can also be made, but should be made through the communications office. Requests for interviews on game days must be made in advance.

### Home Game Credential Requests

All requests for media credentials for Milwaukee men's basketball home games should be made to Chris Zills as early as possible. Working members of the media will be assigned a seat courtside or in the upper-level media area and will receive access to the UWM Panther Arena Media Room or Klotsche Center Media Room. Passes that are not mailed will be available at the media will call table, located on the east end of the main lobby at the UWM Panther Arena or the main lobby of the Klotsche Center. Parking passes are available, but space is extremely limited. Contact Chris Zills for more information.

### Media Room Information

The UWM Panther Arena Media Room is located on the lower concourse on the east end of the building. The room is equipped with phone lines, wireless internet access and power supplies available on a first-come, first-served basis. The media room is also the location for all postgame media conferences and an audio box with ample plug-in space is available for a clean audio feed of the conferences.

### Gameday Media Services

The media room is open 90 minutes prior to the scheduled tipoff. Game notes, programs, media guides, updated team and league statistics, plus other special information, will be available in the media room at that time. A pregame meal is served in the media room approximately one hour prior to the tipoff. The media room is also the site of all postgame media conferences. The visiting coach and requested players will be brought to the media room following a 10-minute cooling-off period, followed by Milwaukee players and head coach.

### Locker Room Policies

The basketball locker room is closed to the media before and after all games, home and away. Players and coaches will be brought out of the locker room to speak with members of the media as requested. The training room is also closed to the media. Special requests for access to the locker room and other closed portions of the facilities should be made well in advance of game day.

### Photographer Access

Photographers may shoot from the baselines behind the marked lines on the floor. One-half of each baseline will be available, with the other half being used by cheerleaders and dance squads. Because of space limitations, photographers cannot shoot from press row or in front of press row.

### Radio Broadcasts

Space is reserved courtside for the visiting team's official radio station, as designated by the visiting school's sports information department. The reserved space, located next to the visiting team bench, includes three seats, a complimentary phone line, an ethernet line, stat and video monitor and power outlets. Due to space limitations, additional seats are not available.

### Television Broadcasts

The television rights to all home men's basketball games are held by UWM Athletics. Visiting schools or other groups wishing to originate a television broadcast from the arena should contact Chris Zills and Wisconsin Center District Event Manager Krista Momsen at (414) 908-6000 well in advance of the game date. Space can be reserved for the broadcast team at courtside directly across from the scorers' table and camera locations are located throughout the arena. There is also parking for a television mobile unit on the north-west side of the building.





MILWAUKEE

F

#50

**Brett Prah**

**6-9 • 225 • RS Senior**

**East Troy, Wis.**

**East Troy High School**

**2016-17:** Enjoyed a breakthrough season as a junior, starting and appearing in 33 games ... recorded career-high averages of 7.2 points and 3.6 rebounds per game after netting 2 points per contest over his first two seasons ... upped that to 8.5 ppg and 4.1 rpg in Horizon League play ... set a school record by shooting 66.4 percent (99-149) from the floor, eclipsing the .610 (86-141) standard set by Adrian Tigert back in 2001-02 ... also led the league in that category ... actually better in league play, topping the conference at 71.8 percent (61-85) in league play ... earned the team Outstanding Defensive Player and Most Improved Award ... limited by foul trouble in his first collegiate start against MSOE Nov. 11, finishing with 4 points and a pair of rebounds ... set a career-high with 21 minutes played at Memphis Nov. 16, finishing with 2 points, 2 boards and a block ... posted the best game of his UWM career against UC Irvine Nov. 26, finishing with career highs in points (10, was 9), rebounds (6, tie), field goals made (5, was 3) and minutes (21, tie) ... scored 6 points in a late 10-2 UWM run that put the game away ... limited due to foul trouble against Jacksonville Nov. 30, finishing with two points and two rebounds ... posted career highs for the second time in five games, tallying 13 points and 8 rebounds at Montana State Dec. 5 ... went an efficient 5-7 on FG's and tied career-high with 3 made free throws ... back in the starting lineup at YSU Dec. 29 after missing 2 games due to concussion protocol ... picked right back up, finishing with 12 points and 5 boards, making a career-best 6 FT's in a career-high 28 minutes ... played key role in the win over Northern Kentucky Jan. 12, finishing with 9 points and 7 rebounds ... added career-highs of 3 assists and 29 minutes played against the Norse ... just off his career-high in scoring against Wright State Jan. 14, netting 12 points on 5-7 shooting ... also tied career-highs with 5 made FG and 2 blocks ... registered a career-high 18 points (was 13) on an impressive 9-10 night from the floor against YSU Jan. 22 ... added 5 rebounds and played a career-high 33 minutes ... 9 points (4-5 FG) and 5 boards at Oakland Jan. 29, tying career-high with a pair of steals ... scored 8 points and tied career high with 8 rebounds at Northern Kentucky Feb. 11 ... added a career-best 4 blocked shots ... finished with 12 points and a highlight-reel dunk down the lane at Valparaiso Feb. 21 ... led the team in scoring for the first time in his career, netting 17 against Detroit Mercy Feb. 24 on 6-8 FG shooting ... added 5 boards and a pair of steals ... 10 points, 7 rebounds and 3 blocks against Oakland Feb. 26 ... chipped in 8 points, 6 boards, 3 blocks and a career-high 3 steals in Horizon League Tournament contest against Detroit Mercy March 3 ... scored 13 of his 15 points against UIC March 6 in the second half ... went 7-8 from the floor and added 4 rebounds and 2 blocks ... finished with 12 points and 5 rebounds in the Horizon League Tournament Championship against Northern Kentucky March 7 ... named to the Horizon League All-Tournament Team ... member of the Horizon League Academic Honor Roll and the NABC Honors Court.

**2015-16:** Appeared in 26 games off the bench for the Panthers ... chipped in 1.5 points and 0.7 rebounds per game ... shot an incredible 78.9 percent (15-of-19) from the floor to lead the team by over 25 percentage points ... scored five points in the victory over Lipscomb Nov. 14, making both of his FG attempts ... had four points in the win over Santa Clara the next day ... played a key role on the final possession of the win over Wisconsin, defending the final Badger shot and grabbing the rebound as time expired ... chipped in four points, grabbed a rebound and added an assists and a block against Judson Dec. 13 ... two points and two rebounds against Wright State Jan. 2 ... made both of his field goal attempts to finish with four points against Oakland Jan. 25, including a slam dunk to beat the halftime horn ... set a career high with nine points against Cleveland State Feb. 20 ... went 3-3 from the floor, 3-4 from the line and added a season-best three rebounds ... recorded a rebound and an assist in just one minute of playing time against UIC Feb. 28 ... named to the Horizon League Academic Honor Roll and the NABC Honors Court.

**2014-15:** Played in 25 contests and contributed 2.1 points and 1.2 rebounds per game, while shooting 53.1 percent (17-for-32) from the field ... had his most success against power conference opponents, averaging 4.5 ppg and 3.8 rpg, while shooting 80 percent (8-for-10) from the field ... got his Milwaukee career off to a solid start, posting six points, six boards and two blocked shots in 18 minutes in the season opener at Auburn ... totaled four points and five rebounds at Oklahoma State ... tossed in five points versus Oral Roberts at the MGM Grand Main Event ... recorded seven points and a pair of steals at DePaul, and followed that up with eight points and three rebounds against No. 5 Wisconsin ... tossed in five points at South Dakota ... went for four points, four boards, a block and a steal in a home victory over Oakland ... member of the Horizon League Academic Honor Roll.

**2013-14:** Sat out the season as a redshirt.

**High School:** Led East Troy High School to a second-place finish in the state tournament in 2012-13 ... named to the all-state squads by both the Associated Press and Wisconsin Basketball Coaches Association after putting up 19.7 ppg ... tabbed Rock Valley North Conference Co-Player of the Year and was a WBCA Division 3 First Team and AP Fourth Team All-Divisions squad ... as a junior, produced 12.9 ppg and collected First Team All-Walworth County and All-Rock Valley Conference recognition ... also played football and tennis ... honor roll student.

**Personal:** Son of Pat and Lori Prah ... majoring in accounting ... identical twin brother, Alex, is also on the Milwaukee men's basketball roster.

Year		G-GS	Min-MPG	FG-FGA	FG%	3pt-Att	3pt%	FT-FTA	FT%	O-D	Reb	RPG	Ast	TO	BL	ST	Pts	PPG
2014-15	Fresh.	25-0	196-7.8	17-32	.531	0-2	.000	18-30	.600	12-19	31	1.2	5	15	8	5	52	2.1
2015-16	Soph.	26-0	118-4.5	15-19	.789	0-1	.000	8-14	.571	11-8	19	0.7	2	11	1	2	38	1.5
2016-17	Junior	33-33	653-19.8	99-149	.664	0-2	.000	39-63	.619	48-72	120	3.6	15	29	27	15	237	7.2
<b>Totals</b>	<b>3 years</b>	<b>84-33</b>	<b>967-11.5</b>	<b>131-200</b>	<b>.655</b>	<b>0-5</b>	<b>.000</b>	<b>65-107</b>	<b>.607</b>	<b>71-99</b>	<b>170</b>	<b>2.0</b>	<b>22</b>	<b>55</b>	<b>36</b>	<b>22</b>	<b>327</b>	<b>3.9</b>



F

#52



# Alex Prah

6-9 • 225 • RS Senior

East Troy, Wis.

East Troy High School

**2016-17:** Appeared in six games before suffering a season-ending hand injury ... grabbed a rebound in 3 minutes in his season debut against MSOE Nov. 11 ... blocked a shot in 3 minutes against UC Irvine Nov. 26 ... grabbed a rebound in his short stint on the court at Loyola Dec. 10 ... member of the Horizon League Academic Honor Roll and the NABC Honors Court ... also earned the team Award for Academic Achievement.

**2015-16:** Saw action in nine games over the course of his sophomore campaign ... made his season debut in the opener against Denver Nov. 13 ... posted one of his best outings as a Panther against Judson Dec. 13, setting a career high with six points ... added two rebounds and one assist in seven minutes ... tied his season high with seven minutes of action against Cleveland State Feb. 20, grabbin a rebound ... named to the Horizon League Academic Honor Roll and the NABC Honors Court .

**2014-15:** Appeared in 20 games and averaged 0.5 points and 0.6 rebounds per contest ... Scored two points and corralled a pair of rebounds, both the firsts of his career, in a win over Minnesota-Crookston ... pulled down three boards in only six minutes versus Louisiana at the MGM Grand Main Event ... grabbed two rebounds against Oral Roberts at the MGM Grand Main Event ... tallied a season-best four points versus Oakland ...all nine of his points on the season were scored at UW-Milwaukee Panther Arena ... member of the Horizon League Academic Honor Roll.

**2013-14:** Walk-on who sat out the season as a redshirt.

**High School:** Scored over 700 points in his high school career ... averaged 11.5 ppg as a senior and gathered All-Rock Valley Conference and All-Walworth County accolades ... helped East Troy High School to a second-place finish in the state tournament in 2012-13 ... also played football and tennis ... honor roll student.

**Personal:** Son of Pat and Lori Prah ... majoring in accounting ... identical twin brother, Brett, is also on the Milwaukee men's basketball roster.



Year		G-GS	Min.-MPG	FG-FGA	FG%	3pt-Att	3pt%	FT-FTA	FT%	O-D	Reb	RPG	Ast	TO	BL	ST	Pts	PPG
2014-15	Fresh.	20-0	87-4.4	3-4	.750	0-0	.000	3-8	.375	4-7	11	0.6	1	4	0	0	9	0.5
2015-16	Soph.	9-0	25-2.8	2-4	.500	0-0	.000	2-2	1.000	0-3	3	0.3	1	2	0	0	6	0.7
2016-17	Junior	6-0	13-2.2	0-2	.000	0-0	.000	0-0	.000	0-4	4	0.7	0	0	1	0	0	0.0
Totals	3 years	35-0	125-3.6	5-10	.500	0-0	.000	5-10	.500	4-14	18	0.5	2	6	1	0	15	0.4





G

#1



# Jeremiah Bell

6-0 • 171 • Junior

Louisville, Ky.

Boyle County HS/Vincennes


**2016-17:** Played in all 35 games in his first season with the Panthers, providing a spark off the bench ... averaged 7.2 points (third on the team), 2.1 rebounds and 1.6 assists per contest ... contributed 9 points in his UWM debut against Concordia in the exhibition Nov. 5, making 4-8 shots from the floor ... finished in double-figures with 10 points against MSOE Nov. 11, adding 4 boards and 2 assists ... chipped in 6 points and tied for the team lead with 5 rebounds at DePaul Nov. 20 ... scored in double-figures against ETSU Nov. 25, finishing with a season-best 11 points, including a 4-5 effort from the line ... chipped in seven points and 4 rebounds, while adding a season-high 5 assists in the contest against SDSU Nov. 27 ... played in a season-best 31 minutes against the Jackrabbits ... posted his best outing to date of his freshman season against Jacksonville Nov. 30 ... finished with season-bests of 14 points, 2 steals and 5 made FG's, while also handing out 4 assists to 0 turnovers ... in double-figures for the second game in a row at Montana Dec. 3, finishing with 13 ... in double-figures again against Montana State Dec. 5, finishing with 12 points, including a 3 at the shot clock horn in the first half that gave UWM the lead it would keep the rest of the way ... finished with 13 points off the bench against Western Illinois Dec. 17, making 6-9 shots from the floor ... shared the team scoring lead with 10 points against Belmont Dec. 19, tying season high with 5 boards while adding 4 assists ... established a season-high with 16 points and 4 made 3's at Youngstown State Dec. 29 ... added 4 assists and 3 rebounds ... 7 points, 4 rebounds and 3 assists at Cleveland State Dec. 31 ... chipped in 11 points off the bench in the win against Northern Kentucky Jan. 12 ... had 7 points and a pair of boards against CSU Jan. 20 ... chipped in 5 points and a season (and team)-high 6 boards against Valpo Feb. 2 ... also tied season-best with 2 steals ... tied season-high with 16 points against UIC Feb. 4, seeing the court for a season-best 34 minutes ... notched 15 points in front of a large group of family and friends at NKU Feb. 11 ... went off for a season-high 31 points in just 26 minutes against Detroit Mercy in the postseason March 3, making 9-10 FG, 4-5 3FG and 9-11 FT's ... the 9 FG and 9 FT were season bests, becoming just the second-ever UWM sophomore to score 30-plus in a game, while also tying the school record for most points in a Horizon League Tournament contest ... also became the first Panther to score 30-plus off the bench since December of 2006.

**Prior to UWM:** Played at Vincennes University in 2015-16, helping the Trailblazers to a 26-8 overall record ... averaged team bests of 14.3 points and 4.2 assists per game to go with 3.2 rebounds per contest ... connected on 39.4 percent (67-for-170) of his attempts from beyond the arc and 76 percent (130-for-171) of his charity tosses ... dropped in a season-high 35 points in a victory over John A. Logan on Dec. 12, 2015.

**High School:** Put up 21.2 points and 6.4 rebounds per game as a senior at Boyle County High School ... earned all-area accolades and helped the Rebels to a school-record 28 wins in 2014-15 ... led the program to its first-ever appearance in the state tournament semifinals.


**Personal:** Son of Bruce Bell and Ivy Bell Brito ... born Oct. 5, 1996 ... nickname is JB ... a journalism major ... chose UWM because of the coaching staff ... career goal is to win a national championship ... most memorable sports experience was the state tournament run his high school team went on ... lists hobbies as playing video games and watching movies.

Year		G-GS	Min.-MPG	FG-FGA	FG%	3pt-Att	3pt%	FT-FTA	FT%	O-D	Reb	RPG	Ast	TO	BL	ST	Pts	PPG
2016-17	Soph.	35-0	734-21.0	90-240	.375	29-99	.293	42-69	.609	10-64	74	2.1	57	37	2	17	251	7.2
Totals	1 year	35-0	734-21.0	90-240	.375	29-99	.293	42-69	.609	10-64	74	2.1	57	37	2	17	251	7.2



G

#3



# Brock Stull

6-4 • 195 • RS Junior

Rockford, Ill.

Boylan Catholic High School

**2016-17:** Earned the team's Clay Tucker Most Valuable Player Award after a breakout season in which he led the Panthers in scoring (13.5 ppg) and rebounding (6.6 rpg) ... started all 35 games, shooting 44.4 percent from the floor, 39.3 percent from three-point range and 80.7 percent from the line ... named to the All-Tournament Team at Motor City Madness ... also became the first sophomore to ever score at least 30 points in a game in Milwaukee's NCAA Division I history when he netted 30 against UIC in February ... finished 15th in the Horizon League in scoring, seventh in rebounding, sixth in 3FG percentage, ninth in free-throw percentage and fourth in minutes played (33.3 mpg) ... scored in double-figures 22 times and added six double-figure rebound games, posting a team-best six double-doubles ... team's leading scorer 14 times and leading rebounder 17 occasions ... led the way in the exhibition against Concordia Nov. 5, finishing with 17 points on an impressive 7-9 from the floor ... posted the first double-double of his UWM career with team-highs of 13 points and 11 rebounds against MSOE Nov. 11 ... led the way against ETSA Nov. 25, scoring a season-high 16 points ... led the way with 11 points in UWM's win over UC Irvine Nov. 26 ... made a career-best 3 3's and tied career-high with a trio of assists ... named to the Pentagon Showcase All-Tournament Team ... double-double of 17 points and 11 rebounds in the win over Jacksonville Nov. 30, playing a career-best 36 minutes ... chipped in 13 points and 5 boards at Montana Dec. 3 ... chipped in 11 points at Loyola Dec. 10 ... chipped in 6 points and a team-high 8 boards at Ohio Dec. 14, tying career high with a pair of steals ... went for a career-high in points when he posted a double-double of 26 points and 10 rebounds at YSU Dec. 29 ... also set career-bests with 9 made FG, 6 FTM (tie) and 47 minutes played ... minutes total tied the school game record ... led the way with 25 points at Green Bay Jan. 6, the second time in 3 games he scored 25-or-more ... added 7 rebounds and 4 assists; while his 11 made FG's was also a career-high ... led the way with 18 points (7-10 FG) and 7 boards in the victory over NKU Jan. 12 ... led the team in scoring for the third game in a row against Wright State Jan. 14, netting 16 ... finished just 2-3 FG against CSU Jan. 20, but hit the game-winner at the buzzer ... put together a 19 pt/9 reb/6 ast effort in the win over YSU Jan. 22, tying a season high with the assist total while adding a career-best 3 steals ... posted his fourth double-double of the season with 16 points and a career-high 17 rebounds in the win over Detroit Jan. 27 ... rebound total was one off the school record ... went off for his first 30-point effort of his UWM career, finishing with 30 points and 9 rebounds against UIC Feb. 4 ... netted 10 of UWM's final 13 points in 2:39 to force OT ... led the way with 19 at Wright State Feb. 9 ... went for 22 points on the fourth-best 3FG% game in school history, making 6-7 3's (.857) against Valpo Feb. 21 ... netted his 5th game of 20+ points, finishing with 21 against Oakland Feb. 26 ... added 6 rebounds and a career-best 7 assists ... posted the fifth double-double of his career with 20 points and 11 boards against UDM in the Horizon League Tournament March 3 ... also set a career-high with 10 made FT's ... posted a double-double of 17 points and 10 rebounds in win over UIC March 6 ... led team with 19 points in the Horizon League Tournament Championship game against Northern Kentucky March 7.

**2015-16:** Made appearances in 30 games on the season as a key reserve off the bench ... contributed 2.6 points and 1.7 rebounds per game ... shot 44.3 percent from the floor and 72.7 percent from the free throw line ... handed out a pair of assists in four minutes of action in his UWM debut against Denver Nov. 13 ... had his best game of the young season against Trinity Nov. 20, scoring five points, grabbing four rebounds while adding a pair of steals and assists in 16 minutes ... made both of his FG attempts against Duquesne Nov. 24 ... had the best game of his young career against Judson Dec. 13, setting career highs across the board with 18 points, five rebounds, three assists, two blocks and two steals ... did it all in just 19 minutes on the court ... his 18-point outing was the most by a UWM freshman since 2007 ... five points, four rebounds and a block in a season-high 22 minutes against South Dakota Dec. 17 ... tied season high with three assists and added a rebound in 13 minutes against UIC Jan. 16 ... had two points and two rebounds in five minutes of action against Oakland Jan. 25 ... played nine key minutes against Green Bay Jan. 29, with his four points coming in the closing minutes to help Milwaukee to the victory ... played 17 important minutes at Green Bay Feb. 15, chipping in five points and four rebounds ... enjoyed a solid outing against Cleveland State Feb. 20, finishing with 11 points ... tied season-highs with five rebounds and three assists ... continues to earn more playing time, seeing 19 more minutes against YSU Feb. 22 ... scored seven points and grabbed four rebounds in the win ... tied his season high with 22 minutes of action against Northern Kentucky in the first round of the Horizon League Tournament March 5, finishing with nine points on 4-5 shooting from the floor.

**2014-15:** Redshirted and sat out the season.

**High School:** Tremendous all-around athlete ... finished his career with 1,194 points, a total that ranks ninth in Boylan Catholic High School history ... also totaled 369 rebounds, 240 assists and 102 steals in his prep career ... shot 38 percent from three-point range and his 174 career three-point field goals ranks third in Boylan Catholic annals ... during his senior season in 2013-14, was named NIC-10 Most Valuable Player and Male Athlete of the Year ... also picked up special mention all-state honors as a senior after putting up 18.8 points, 5.5 rebounds and 4.6 assists per contest ... is the 20th player in Boylan Catholic history to play NCAA Division I basketball ... also was a standout football player and as a junior, threw for 1,232 yards and 10 touchdowns ... as a senior, moved to wide receiver and hauled in 51 catches for 861 yards and seven touchdowns en route to all-conference honors ... Boylan Catholic won the IHSA Class 7A state title in football in 2010 and 2011 ... also competed in track and field ... played AAU basketball for Pryme Tyme and Rockford Ambassadors.

**Personal:** Son of Steve and Judy Stull ... majoring in criminal justice.

Year		G-GS	Min-MPG	FG-FGA	FG%	3pt-Att	3pt%	FT-FTA	FT%	O-D	Reb	RPG	Ast	TO	BL	ST	Pts	PPG
2015-16	Fresh.	30-0	275-9.2	27-61	.443	7-25	.280	16-22	.727	13-39	52	1.7	21	13	3	7	77	2.6
2016-17	Soph.	35-35	1167-33.3	173-390	.444	57-145	.393	71-88	.807	37-195	232	6.6	100	76	1	27	474	13.5
<b>Totals</b>	<b>2 years</b>	<b>65-35</b>	<b>1442-22.2</b>	<b>200-451</b>	<b>.443</b>	<b>64-170</b>	<b>.376</b>	<b>87-110</b>	<b>.791</b>	<b>50-234</b>	<b>284</b>	<b>4.4</b>	<b>121</b>	<b>89</b>	<b>4</b>	<b>34</b>	<b>551</b>	<b>8.5</b>





# Baylor Peterson

6-2 • 180 • Junior

Edina, Minn.

Edina High School

**2016-17:** Saw playing time in nine games during the year... made season debut against MSOE Nov. 11.

**2015-16:** Saw action in four games in his first season with the Panthers ... grabbed a rebound and attempted a pair of 3's in his UWM debut against Trinity Nov. 20 ... scored his first collegiate bucket against Judson Dec. 13 ... played five minutes in the win against Cleveland State Feb. 20, sinking one of two free throw attempts.

**High School:** Led Edina High School in scoring per minutes played ... averaged 9 points per contest ... helped Edina to a third-place finish in the state tournament during his junior campaign.

**Personal:** Son of Mark Peterson and Melody Baron ... a marketing major.



Year		G-GS	Min.-MPG	FG-FGA	FG%	3pt-Att	3pt%	FT-FTA	FT%	O-D	Reb	RPG	Ast	TO	BL	ST	Pts	PPG
2015-16	Fresh.	4-0	15-3.8	1-6	.167	0-4	.000	1-2	.500	0-1	1	0.3	0	0	0	0	3	0.8
2016-17	Soph.	9-0	12-1.3	0-2	.000	0-2	.000	0-0	.000	1-0	1	0.1	0	2	1	0	0	0.0
Totals	2 years	13-0	27-2.1	1-8	.125	0-6	.000	1-2	.500	1-1	2	0.2	0	2	1	0	3	0.2



G

#0



# Bryce Barnes

5-11 • 172 • Sophomore

Chicago, Ill.

Bogan Prep

**2016-17:** Appeared in all 35 games as a freshman, playing 12.1 minutes per game ... averaged 4.1 points, 1.0 rebounds and 1.0 assists per outing ... shot 42.7 percent from the floor and a team-best 45.2 percent on 3-pointers (14-31) ... also made 72.5 percent of his free throws (37-51) ... impressed in debut exhibition against Concordia Nov. 5, finishing with 8 points and 7 rebounds in 17 minutes of playing time ... 8 points, 3 rebounds and a pair of steals in the season-opener against MSOE Nov. 11 ... posted an impressive outing in front of hometown family and friends at DePaul Nov. 20, leading the team in scoring with a season-high 14 points ... made 5-8 from the floor and 4-5 from the FT line, playing 21 minutes ... chipped in 4 points and 3 rebounds in the win over UC Irvine Nov. 26, posting season highs with his rebound total and 3 steals ... a spark off the bench against SDSU Nov. 27, dropping 13 points in just 13 minutes of playing time on 5-7 shooting from the floor ... also had a season high 4 rebounds ... scored 9 points and handed out a season-high 3 assists at Loyola Dec. 10 ... scored 11 points in just 17 minutes off the bench at Ohio Dec. 14, with his season-best 6-for-6 effort from the line keeping the Panthers close down the stretch ... contributed 8 points, 3 rebounds and 3 assists against Western Illinois Dec. 17, playing a season-high 25 minutes ... chipped in 8 points and a pair of rebounds against Belmont Dec. 19 ... pumped in 9 points in just 14 minutes of playing time at Green Bay Jan. 6 ... hit a key 3 to help spur the UWM comeback against Cleveland State Jan. 20 ... went for 11 points on 5-6 FG shooting against Valparaiso Feb. 21 ... scored 7 points - all from the line - against Oakland Feb. 26 ... scored 7 points in the win over UIC March 6, hitting a key three-pointer late to help UWM stay on top.

**High School:** A four-year varsity player and three-year varsity starter at Bogan Prep in Chicago ... led his team to a 20-8 record and a spot in the 2016 IHSA Boys Basketball Sectional Finals as a senior ... a two-year team captain for the Bengals, averaged 13.4 points, 5.5 assists, 2.4 steals and 2.7 rebounds per game his final season on his way to earning Illinois Basketball Coaches Association Class 3A/4A Third-Team All-State honors ... was named Third Team *Chicago Sun-Times* All-City as well as First-Team All-City CPS ... helped Bogan earn a CPS City Championship in 2015 and a Red South Conference Championship in 2014 ... as a junior, the team went 23-7 overall while Barnes averaged 9.4 points, 2.9 rebounds, 2.0 assists and 2.0 steals per contest ... Barnes also played for the Mac Irvin Fire on the AAU circuit and was the co-winner of its Summer Award for "Most-Improved Player" in Illinois from the class of 2016 ... averaged 16.6 points per game in the regular season and topped that with a 19.6 ppg average at the Nike Peach Jam ... in the classroom, Barnes held a 5.0 grade point average on a 5-point scale ... was ranked as one of the top seniors in Illinois according to [www.getbucketsillinois.com](http://www.getbucketsillinois.com).

**Personal:** Son of Lester and Carolyn Barnes ... born March 24, 1998 ... plans to major in finance ... chose UWM because the coaching staff is full of great people that he felt comfortable with ... career goals are to go to the NCAA Tournament and help change people's lives in a positive way ... most memorable sports experience was winning the city championship his junior year.

Year		G-GS	Min.-MPG	FG-FGA	FG%	3pt-Att	3pt%	FT-FTA	FT%	O-D	Reb	RPG	Ast	TO	BL	ST	Pts	PPG
2016-17	Fresh.	35-0	424-12.1	47-110	.427	14-31	.452	37-51	.725	4-31	35	1.0	20	35	1	22	145	4.1
Totals	1 year	35-0	424-12.1	47-110	.427	14-31	.452	37-51	.725	4-31	35	1.0	20	35	1	22	145	4.1








# Jeremy Johnson

6-3 • 175 • RS Sophomore

Brooklyn Park, Minn.

Champlin Park High School


**2016-17:** Appeared in 34 games on the season (missing one to injury), earning 18 starts ... averaged 6.0 points and 2.4 rebounds per game ... his 84.6 percent (44-52) from the free throw line was the fourth-highest total in the Horizon League and finished fifth in school history ... came off the bench to score 15 points in the exhibition opener against Concordia Nov. 5, going 5-6 from the free throw line ... came through with 11 points and 5 rebounds in his first official game in a UWM uniform in the opener against MSOE Nov. 11 ... finished with 7 points and 4 rebounds in 24 minutes off the bench at Memphis Nov. 16 ... finished with 14 points off the bench against ETSU Nov. 25, going an impressive 9-of-10 from the free throw line ... had 4 points on a tough shooting night against UC Irvine Nov. 26, but established season highs with 3 assists and 2 steals ... chipped in 5 points, 2 rebounds an assist and a block in the win over Jacksonville Nov. 30 ... chipped in 3 points, 3 rebounds, an assist and a steal in 11 minutes in the win at Montana State Dec. 5 ... tied for the team lead with 10 points against Belmont Dec. 19, making 4-8 FG and both free throw attempts ... earned the first start of his UWM career against Northern Kentucky Jan. 12 ... chipped in 5 points and grabbed a pair of boards ... another start against WSU Jan. 14, scoring 8 points while tying season-highs with 3 assists and 24 minutes played ... played a season-high 29 minutes at UIC Jan. 17, tying season-bests with 5 rebounds and 3 assists, chipping in 6 points ... led the way in scoring in the win against Cleveland State Jan. 20, finishing with a season-high 17 points as well as 6 FGM ... hit a crucial pair of 3's down the stretch ... tallied 11 points against Detroit Jan. 27, including a key basket with 9.8 seconds left in regulation that helped eventually force OT ... had 11 points against Valpo Feb. 2 ... missed the NKU game Feb. 11 with a concussion ... scored 11 against Detroit Mercy Feb. 24 ... one of four players in double-figures against UIC March 6, finishing with 10 on 4-6 FG shooting.


**2015-16:** Redshirted the season and maintained freshman eligibility.

**High School:** During his two seasons on the varsity roster, Champlin Park High School racked up a sparkling 56-4 record, including a 31-1 mark in 2014-15 ... over his final two seasons on the varsity squad, he tallied 14 points, 4 rebounds, 3 assists and 2 steals per game on teams that featured balanced scoring attacks ... exceptional shooter, connected on an impressive 49.5 percent of his three-point attempts over his two seasons on the varsity squad ... set a state record by converting an incredible 59 percent (minimum 70 attempts) of his three-point tries as a junior ... during the 2014-15 season, Champlin Park averaged a whopping 86 points per contest and posted an average margin of victory of 35 points ... two-time all-conference and team Mr. Defense selection ... helped Champlin Park to a pair of conference titles and to a runner-up finish in the 2015 state tournament ... Champlin Park was ranked No. 1 in the state for most of his senior season in 2014-15 ... tremendous all-around athlete, was the state high jump champion as a junior and placed third as a sophomore ... collected academic all-state accolades as a senior.

**Personal:** Son of Art and Pashell Johnson ... a marketing major.

Year		G-GS	Min.-MPG	FG-FGA	FG%	3pt-Att	3pt%	FT-FTA	FT%	O-D	Reb	RPG	Ast	TO	BL	ST	Pts	PPG
2016-17	Fresh.	34-18	669-19.7	68-175	.389	23-72	.319	44-52	.846	17-64	81	2.4	36	33	4	8	203	6.0
Totals	1 year	34-18	669-19.7	68-175	.389	23-72	.319	44-52	.846	17-64	81	2.4	36	33	4	8	203	6.0

  
G  
#10



# Sam Burkart

5-11 • 195 • Sophomore

Kaukauna, Wis.

Appleton Xavier High School

**2016-17:** Saw playing time in two games during the season ... made collegiate debut against MSOE Nov. 11 ... also appeared in Milwaukee's Horizon League Tournament contest against Detroit Mercy March 3, recording a blocked shot.

**High School:** Two-time First-Team Wisconsin Basketball Coaches Association All-State honoree as a prep ... four-year varsity member and 1,000-point scorer led Xavier to the Bay Conference title in the school's first year in the league ... also helped Xavier to berths in the WIAA State Tournament in each of the last two seasons, playing all the way to the title game ... was named conference player of the year his last two seasons ... unanimous first-team all-league honoree averaged 15 points, 6.7 rebounds, 4.8 assists and 3.8 steals his final campaign ... was named FOX 11 All-Area Small Division Player of the Year as a junior, scoring 15 points per game while adding 6.5 rebounds, 5.2 assists and 2.7 steals per contest ... also played football – was named the top wide receiver in the conference as a senior – for four seasons.

**Personal:** Son of Mike and Julie Burkart ... dad played basketball at the University of Wisconsin-Stevens Point ... made the Milwaukee basketball team as a preseason walk-on ... a supply chain management and marketing major ... career goal is to win the NCAA Tournament ... chose UWM because he liked the area and the business program ... most memorable sports experience was making back-to-back state championship appearances ... lists hobbies as wakeboarding and disc golf ... has worked with Special Olympics and volunteered at local nursing homes ... born Nov. 18, 1997.



2017-18 Milwaukee Panthers Men's Basketball

Year		G-GS	Min.-MPG	FG-FGA	FG%	3pt-Att	3pt%	FT-FTA	FT%	O-D	Reb	RPG	Ast	TO	BL	ST	Pts	PPG
2016-17	Fresh.	2-0	2-1.0	0-0	.000	0-0	.000	0-0	.000	0-0	0	0.0	0	0	1	0	0	0.0
Totals	1 year	2-0	2-1.0	0-0	.000	0-0	.000	0-0	.000	0-0	0	0.0	0	0	1	0	0	0.0






# August Haas

6-1 • 187 • Sophomore

Copenhagen, Denmark

Gammel Hellerup Gymnasium

G

#13

**2016-17:** A starter in every one of the 35 games on the season ... averaged 5.0 points, 2.8 rebounds and 3.8 assists per game ... one of just a handful of players in program history to start every game as a freshman, his 35 starts set a new record (former mark was 29 by Ronnie Jones in 1999-2000) ... finished sixth in the Horizon League in both assists and assist-to-turnover ratio (1.6/134-84) ... chipped in 9 points, 3 assists and a pair of boards as a member of the starting lineup of the exhibition against Concordia Nov. 5 ... finished with 7 points, 8 rebounds and a team-high 4 assists in the season-opening victory over MSOE Nov. 11 ... finished in double-figures at Memphis Nov. 16, netting 12 points on 5-7 shooting from the floor ... finished with 6 points on 3-4 shooting against ETSU Nov. 25 ... great outing running the offense in the win against UC Irvine, posting a season-high 6 assists and just 1 turnover ... added 9 points and a pair of rebounds ... had 5 points, 6 rebounds and 3 assists at Montana Dec. 3 ... 5 points, 4 rebounds and 3 assists at Montana State Dec. 5, making both FG attempts ... chipped in 7 points and dished out 4 assists at Loyola Dec. 10 ... hit his first 4 shots en route to 11 points at Ohio Dec. 14, adding 6 rebounds ... finished with 4 points, 7 rebounds and 3 assists at Youngstown State Dec. 29 ... had one of his best games of the season, stuffing the stat sheet with 12 points to tie a season-high, as well as 6 rebounds and a season-best 7 assists ... chipped in 7 points and had a season-high 9 assists (with 0 turnovers) in the victory over Youngstown State Jan. 22 ... finished with 7 points, 4 assists and 0 turnovers in win over UIC March 6 ... hit a late 3-pointer that gave UWM the lead it would not relinquish.

**Prior to UWM:** Earned a starting role with SISU Basketball Klub ... despite being the youngest player on the team and one of the youngest in the league, made an impact by averaging 13.9 points and a team-high 4.4 assists per game ... had his personal-best outings against two of the top teams in the league in Navestved (27 points) and Randers (34 points/5 assists) ... was named Best Young Player of the Year at the end of the season ... has represented his country on many occasions ... helped lead the Danish National Team to the U16 Euro Championship against the host country, Bosnia and Herzegovina ... as a member of the gold medal-winning national team, he averaged 13 points and handed out close to four assists a game ... was one of the five players named to the all-tournament team ... in addition, he averaged 16.0 points, 5.7 rebounds and 4.2 assists for the U-18 European squad in 2015-16.


**Personal:** Son of Claus and Mette Haas ... born Sept. 17, 1997 ... plans to major in finance ... chose UWM because he felt it was a good school with a good program and he liked the arena ... career goal is to play professional basketball ... most memorable sports experience was playing in the European Championships.

Year		G-GS	Min.-MPG	FG-FGA	FG%	3pt-Att	3pt%	FT-FTA	FT%	O-D	Reb	RPG	Ast	TO	BL	ST	Pts	PPG
2016-17	Fresh.	35-35	969-27.7	66-174	.379	20-67	.299	24-46	.522	13-84	97	2.8	134	84	1	21	176	5.0
Totals	1 year	35-35	969-27.7	66-174	.379	20-67	.299	24-46	.522	13-84	97	2.8	134	84	1	21	176	5.0



**F**

**#23**



# Seth Dittmer

6-9 • 210 • Sophomore

Pewaukee, Wis.

Homeschooled

**2016-17:** Saw playing time in two games during the season ... made collegiate debut against MSOE Nov. 11 ... also appeared in Milwaukee's Horizon League Tournament contest against Detroit Mercy March 3, grabbing a rebound.

**High School:** Homeschooled ... played for Southeast Wisconsin Christian Homeschool Athletics (SWCHA) ... averaged 13 points, 9.9 rebounds, 5 blocks, 1.6 assists and 1.5 steals per game his final season with the Saints ... named NCHBC Honorable Mention All-Region, second-team all-conference and to the NCHBC All-Defensive Team as a senior ... two-time Homeschool State All-Tournament Team and MVP as a senior ... contributed 7.7 ppg/6.5 rpg as a junior ... was an honor cord recipient.

**Personal:** Son of Job and Marie Dittmer ... made the Milwaukee basketball team as a preseason walk-on ... a journalism, advertising and media studies (JAMS) major ... career goal is to win the NCAA Tournament ... chose UWM to be close to home and loved the campus and community ... most memorable sports experience was winning a combined 70 games his last two seasons of high school basketball ... lists hobby as basketball ... has done volunteer work as an assistant coach for 5th and 6th grade basketball ... born Aug. 31, 1998.



2017-18 Milwaukee Panthers Men's Basketball


Year		G-GS	Min.-MPG	FG-FGA	FG%	3pt-Att	3pt%	FT-FTA	FT%	O-D	Reb	RPG	Ast	TO	BL	ST	Pts	PPG
2016-17	Fresh.	2-0	2-1.0	0-1	.000	0-1	.000	0-0	.000	0-1	1	0.5	0	0	0	0	0	0.0
Totals	1 year	2-0	2-1.0	0-1	.000	0-1	.000	0-0	.000	0-1	1	0-5	0	0	0	0	0	0.0





F

#24



Bryce Nze

6-7 • 230 • Sophomore

Hartland, Wis.


Arrowhead High School

**2016-17:** Enjoyed a stellar freshman campaign, appearing in all 35 games ... earned a pair of starts ... nearly set the school record by shooting .662 percent (100-151) from the floor - the highest percentage ever for a UWM freshman ... was even better in league play, shooting 70.0 percent in conference (63-90) ... averaged 6.7 points and 5.1 rebounds per game ... led the team in rebounding 17 times - more than any freshman in school history ... earned the team Sixth Man and Iron Man Award ... made his UWM debut with 10 minutes of game time against Concordia in the exhibition opener Nov. 5, tying for the team lead with 8 rebounds ... an efficient UWM debut against MSOE Nov. 11, making 4-5 shots from the field in finishing with 8 points and 5 boards, while also adding two steals, a block and an assist ... posted the best game of his young career at DePaul Nov. 20, finishing with 13 points and 5 rebounds ... went an efficient 5-6 from the floor and added a game-high 3 steals ... chipped in with 2 points, 2 steals and tied for the team lead with 6 rebounds against ETSU Nov. 25 ... had 4 points on 2-3 shooting against UC Irvine Nov. 26, limited by foul trouble ... chipped in 6 points and 4 rebounds in the home win over Jacksonville Nov. 30 ... breakout effort at Montana Dec. 3, posting a double-double with career-highs in points (15) and assists (11) ... marked the first double-double by a UWM freshman since Tony Meier in January of 2009 and the first double-digit rebound effort by a frosh in eight seasons ... followed that up with 7 points and 6 boards despite foul trouble at Montana State Dec. 5 ... played a season-high 22 minutes at Loyola Dec. 10, leading the team with 5 rebounds ... chipped in 9 points on a perfect 4-4 shooting night at Ohio Dec. 14 ... earned his first collegiate start against Western Illinois Dec. 17 ... led the team with 7 rebounds ... started again vs. Belmont Dec. 19, recording 7 points and a team-best 8 boards in just 16 minutes, limited by foul trouble ... grabbed 8 more rebounds and added 6 points and a pair of blocks at YSU Dec. 29 ... netted a team-high 14 points at CSU Dec. 31, finishing an efficient 7-9 from the floor ... played just 9 minutes in the win over NKU Jan. 12, but did not miss a shot, grabbing 3 boards while making 2-2 FG and 2-2 FT ... led the team with 6 rebounds and did it in just 15 minutes against Wright State Jan. 14 ... enjoyed a special night from the floor at UIC Jan. 17, with his 10-12 FG (.833) the third-best in program history for a single game ... scored a season-high 22 points, the first UWM freshman to top 20 in a game since 2000 ... at it again against CSU Jan. 20, sinking 6-8 FG to finish with 13 points while grabbing 7 boards ... added a season-best 5 assists and 26 minutes played ... named Horizon League Freshman of the Week Jan. 23 on the strength his efforts against UIC and CSU ... recorded 12 points and 8 boards at Detroit Jan. 27, playing a season-high 28 minutes ... scored two key baskets in OT to help get the win ... 7 points and team-best 8 boards at Oakland Jan. 29 ... 13 points (6-7 FG) and 8 boards against UIC Feb. 4 ... grabbed 10 rebounds in loss to Green Bay Feb. 18.


**High School:** A two-time first-team all-league pick in the Classic Eight Conference ... missed his entire senior season with a foot injury ... averaged 14.7 points and 8.9 rebounds per game as a junior at Arrowhead, shooting 50 percent from the field and 43 percent from three-point range ... joined the AHS varsity team as a sophomore and led the team in scoring at 14.1 points per game and in rebounding at 8.6 per contest.

**Personal:** Son of Betsy Redell ... born March 2, 1998 ... undecided on a major in school ... chose UWM because of the coaching staff and to be with a great group of guys.

Year		G-GS	Min.-MPG	FG-FGA	FG%	3pt-Att	3pt%	FT-FTA	FT%	O-D	Reb	RPG	Ast	TO	BL	ST	Pts	PPG
2016-17	Fresh.	35-2	628-17.9	100-151	.662	1-2	.500	32-77	.416	86-91	177	5.1	24	47	9	18	233	6.7
Totals	1 year	35-2	628-17.9	100-151	.662	1-2	.500	32-77	.416	86-91	177	5.1	24	47	9	18	233	6.7



G




# Carson Warren-Newsome


6-5 • 185 • Freshman

## Waukegan, Ill.

### Waukegan High School



G



# DeAndre Abram

6-7 • 195 • RS-Junior

## Carrollton, Texas

### Creekview / George Mason

**High School:** A four-year starter for Waukegan High School ... was named the *News-Sun* Boys Basketball Player of the Year as a senior after he averaged 19 points and 5.3 rebounds, helping the Bulldogs reach the Class 4A Waukegan Sectional championship game ... scored 33 points in a regional championship game victory against Stevenson ... averaged twelve points, six rebounds, three assists and two steals per contest his junior year ... was named MVP at the Grant Thanksgiving Tournament and earned second team all-area honors ... played for Coach Mike Mullins and the traditional powerhouse Illinois Wolves on the AAU circuit ... averaged close to 10 points a game against the best players in the country during the Under Armour Association circuit ... finished second on the team in scoring and rebounding.



**Personal:** Son of Ronzeyl and Shaemia Newsome ... plans to major in business ... most memorable sports experience was playing in front of a sold-out crowd in the "Dog Pound" ... career goal is play basketball professionally ... lists basketball as his hobby ... born Dec. 11, 1998.

**Prior to UWM:** Joins the program following two seasons at George Mason ... will sit out the 2017-18 campaign due to transfer regulations and have two seasons of eligibility remaining ... appeared in nine games as a sophomore, making one start ... shot 46.2 percent from the floor, averaging 3.4 points and 2.0 rebounds in under 10 minutes per game on average ... that followed a very good freshman campaign, in which he appeared in all 32 games and made 13 starts ... averaged 6.6 points and 2.9 rebounds per contest, highlighted by a 27-point/10-rebound effort against Wagner that earned him one of two Atlantic 10 Rookie of the Week honors that season ... his first came after a career-high 24-point effort against Longwood in his first collegiate start.

**High School:** Scored 16.9 points per game as a senior at Creekview High School, earning 2015 District 11-5A Offensive Player of the Year honors ... named All-Region 2-5A and Team MVP after helping Creekview to its first playoff win in 12 years ... team captain junior season ... First Team All-District 10-4A and Co-MVP ... earned the Crimson Honor for Junior Representative for PTSA.

**Personal:** Parents are Dewanda Hurd and DeAndrew Abram ... has a sister, DreeAna ... mother played collegiate volleyball at Texas College ... father played collegiate basketball for Texas College.



		<h1>Vance Johnson</h1>	
<h1>F</h1>		<h2>6-8 • 230 • Junior</h2>	
<h1>#14</h1>		<h2>Calumet City, Ill.</h2>	
		<h2>Northeast CC</h2>	

**Prior to UWM:** Comes to Milwaukee from Northeast Community College in Norfolk, Nebraska, where he played two years for the Hawks ... was named Second Team Iowa Community College Athletic Conference (ICAC) All-Region after averaging 13.6 points and 9.0 rebounds per game as a sophomore ... a force in the paint, he led the team in scoring and rebounding while shooting a team-high 60.2 percent from the field ... as a freshman, Johnson put up 9.0 points and 6.7 rebounds per game while shooting 45 percent from the floor.

**High School:** A graduate of Midwest Elite Prep Academy ... also a First-Team All-South Suburban Conference honoree at Thornton Fractional North High School in Calumet City, Ill.

**Personal:** Son of Quintina Lott ... a journalism major ... chose UWM because of his recruiting process with the new coaching staff and how close it was to home ... most memorable sports experience was receiving numerous NCAA Division I offers to play basketball ... career goal is to make it to the NBA ... lists playing video games, watching movies and sleeping as hobbies ... born Jan. 16, 1997.

# 2016-17 Season Statistics

## Overall Statistics

##	Player	GP-GS	Min	Min/G	Total		3-ptrs		FT-FTA	PCT	Rebounds			PF-FO	A	TO	Blk	Stl	Pts	Avg
					FG-FGA	PCT	3FG-FGA	PCT			Off-Def	TOT	Avg							
3	Brock Stull	35-35	1167	33.3	173-390	.444	57-145	.393	71-88	.807	37-195	232	6.6	65-0	100	76	1	27	474	13.5
5	Cody Wichmann	35-35	1148	32.8	149-367	.406	97-266	.365	53-67	.791	13-124	137	3.9	80-1	54	33	2	28	448	12.8
50	Brett Prah	33-33	653	19.8	99-149	.664	0-2	.000	39-63	.619	48-72	120	3.6	71-2	15	29	27	15	237	7.2
1	Jeremiah Bell	35-0	734	21.0	90-240	.375	29-99	.293	42-69	.609	10-64	74	2.1	60-2	57	37	2	17	251	7.2
24	Bryce Nze	35-2	628	17.9	100-151	.662	1-2	.500	32-77	.416	86-91	177	5.1	105-3	24	47	9	18	233	6.7
4	Jeremy Johnson	34-18	669	19.7	68-175	.389	23-72	.319	44-52	.846	17-64	81	2.4	66-1	36	33	4	8	203	6.0
13	August Haas	35-35	969	27.7	66-174	.379	20-67	.299	24-46	.522	13-84	97	2.8	87-1	134	84	1	21	176	5.0
31	Cameron Harvey	35-17	564	16.1	57-155	.368	30-88	.341	7-15	.467	10-33	43	1.2	34-0	17	19	1	3	151	4.3
00	Bryce Barnes	35-0	424	12.1	47-110	.427	14-31	.452	37-51	.725	4-31	35	1.0	45-2	20	35	1	22	145	4.1
21	Dan Studer	25-0	135	5.4	10-30	.333	0-3	.000	6-10	.600	12-19	31	1.2	23-1	9	7	1	5	26	1.0
20	x-Derek Rongstad	7-0	30	1.3	1-4	.250	1-4	.250	0-0	.000	1-4	5	0.7	0-0	1	0	1	0	3	0.4
23	Seth Dittmer	2-0	2	1.0	0-1	.000	0-1	.000	0-0	.000	0-1	1	0.5	0-0	0	0	0	0	0	0.0
15	Baylor Peterson	9-0	12	1.3	0-2	.000	0-2	.000	0-0	.000	1-0	1	0.1	2-0	0	2	1	0	0	0.0
10	Sam Burkhart	2-0	2	1.0	0-0	.000	0-0	.000	0-0	.000	0-0	0	0.0	0-0	0	0	1	0	0	0.0
52	Alex Prah	6-0	13	2.2	0-2	.000	0-0	.000	0-0	.000	0-4	4	0.7	3-0	0	0	1	0	0	0.0
TM	Team										41-29	70				17				
Panthers		35	7150		860-1950	.441	272-782	.348	355-538	.660	293-815	1108	31.7	641-13	467	419	53	164	2347	67.1
Opponents		35	7150		891-1915	.465	267-757	.353	445-634	.702	292-883	1175	33.6	580-11	479	410	124	203	2494	71.3

Record	Overall	Home	Away	Neutral	Score By Periods (Overall)					Score By Periods (League)				
League	4-14	3-6	1-8	0-0	Milwaukee					Milwaukee				
Non-League	7-10	2-2	1-5	4-3	Opponents					Opponents				
					1st	2nd	ot	ot2	Tot	1st	2nd	ot	ot2	Tot
					1068	1212	60	7	2347	532	654	60	7	1253
					1137	1288	61	8	2494	581	709	61	8	1359

## League-Only Statistics

##	Player	GP-GS	Min	Min/G	Total		3-ptrs		FT-FTA	PCT	Rebounds			PF-FO	A	TO	Blk	Stl	Pts	Avg
					FG-FGA	PCT	3FG-FGA	PCT			Off-Def	TOT	Avg							
3	Brock Stull	18-18	640	35.6	102-214	.477	34-85	.400	41-52	.788	17-100	117	6.5	35-0	62	42	1	16	279	15.5
5	Cody Wichmann	18-18	627	34.8	84-206	.408	49-142	.345	32-41	.780	2-60	62	3.4	46-1	27	17	0	17	249	13.8
50	Brett Prah	18-18	403	22.4	61-85	.718	0-1	.000	31-46	.674	24-49	73	4.1	37-2	7	17	19	9	153	8.5
24	Bryce Nze	18-0	343	19.1	63-90	.700	0-0	.000	15-46	.326	49-47	96	5.3	51-1	18	26	3	8	141	7.8
4	Jeremy Johnson	17-14	371	21.8	40-91	.440	16-44	.364	16-21	.762	8-35	43	2.5	39-1	20	16	2	2	112	6.6
1	Jeremiah Bell	18-0	376	20.9	39-115	.339	15-49	.306	18-33	.545	5-29	34	1.9	34-1	27	22	1	9	111	6.2
31	Cameron Harvey	18-4	279	15.5	29-79	.367	17-55	.309	5-9	.556	6-20	26	1.4	13-0	10	9	0	2	80	4.4
13	August Haas	18-18	508	28.2	30-94	.319	10-36	.278	6-12	.500	6-45	51	2.8	54-1	79	47	0	7	76	4.2
00	Bryce Barnes	18-0	178	9.9	14-43	.326	6-16	.375	16-22	.727	0-11	11	0.6	18-0	9	14	1	6	50	2.8
21	Dan Studer	12-0	22	1.8	1-5	.200	0-3	.000	0-0	.000	1-4	5	0.4	2-0	1	2	0	0	2	0.2
15	Baylor Peterson	3-0	3	1.0	0-1	.000	0-1	.000	0-0	.000	1-0	1	0.3	0-0	0	0	1	0	0	0.0
TM	Team										20-17	37				9				
Panthers		18	3750		463-1023	.453	147-432	.340	180-282	.638	139-417	556	30.9	329-7	260	221	28	76	1253	69.6
Opponents		18	3750		481-1011	.476	144-394	.365	253-347	.729	146-471	617	34.3	298-6	252	210	61	110	1359	75.5



2016-17 *Schedule/Results*

Date	Opponent	W/L	Score	Attendance	High Scorer	High Rebounder
Nov. 11	MSOE	W	88-58	1856	(13) Brock Stull (13) Cody Wichmann	(11) Brock Stull
Nov. 16	at Memphis	L	54-68	9398	(18) Cody Wichmann	(9) Brock Stull
Nov. 20	at DePaul	L	59-77	4518	(14) Bryce Barnes	(5) Brock Stull (5) Bryce Nze (5) Jeremiah Bell
Nov. 25	vs. ETSU \$	L	62-86	626	(16) Brock Stull	(6) Brock Stull (6) Bryce Nze
Nov. 26	vs. UC Irvine \$	W	54-37	379	(11) Brock Stull	(8) Cody Wichmann
Nov. 27	vs. South Dakota State \$	L	58-81	1346	(18) Cody Wichmann	(9) Brock Stull
Nov. 30	JACKSONVILLE	W	72-67	1473	(17) Brock Stull	(11) Brock Stull
Dec. 3	at Monatana	L	69-75	3369	(15) Bryce Nze	(11) Bryce Nze
Dec. 5	at Montana State	W	83-78	2212	(17) Cameron Harvey	(8) Brett Prah
Dec. 10	at Loyola Chicago	L	56-72	1696	(13) Cody Wichmann	(5) Bryce Nze
Dec. 14	at Ohio	L	69-71	4271	(15) Cody Wichmann	(8) Brock Stull
Dec. 17	WESTERN ILLINOIS	L	59-75	893	(19) Cody Wichmann	(7) Bryce Nze
Dec. 19	BELMONT	L	56-62	1127	(10) Jeremiah Bell (10) Jeremy Johnson	(8) Bryce Nze
Dec. 29	at Youngstown State*	L OT2	87-88	2854	(26) Brock Stull	(10) Brock Stull
Dec. 31	at Cleveland State*	L	53-62	1013	(14) Bryce Nze	(5) Cody Wichmann
Jan. 6	at Green Bay*	L	74-80	4159	(25) Brock Stull	(7) Brock Stull
Jan. 12	NORTHERN KENTUCKY*	W	68-58	1389	(18) Brock Stull	(7) Brock Stull (7) Brett Prah
Jan. 14	WRIGHT STATE*	L	67-70	1402	(16) Brock Stull	(6) Bryce Nze
Jan. 17	at UIC*	L	57-71	2726	(22) Bryce Nze	(6) Bryce Nze (6) Brock Stull
Jan. 20	CLEVELAND STATE*	W	63-62	1194	(17) Jeremy Johnson	(7) Bryce Nze
Jan. 22	YOUNGSTOWN STATE*	W OT	94-85	641	(23) Cody Wichmann	(9) Brock Stull
Jan. 27	at Detroit Mercy*	W OT	73-69	1751	(23) Cody Wichmann	(17) Brock Stull
Jan. 29	at Oakland*	L OT	70-79	2902	(17) Cody Wichmann	(8) Bryce Nze
Feb. 2	VALPARAISO*	L	53-71	2267	(17) Cody Wichmann	(6) Jeremiah Bell
Feb. 4	UIC*	L OT	100-105	1622	(30) Brock Stull	(9) Brock Stull
Feb. 9	at Wright State*	L	65-76	4004	(19) Brock Stull	(5) Bryce Nze (5) Brett Prah
Feb. 11	at Northern Kentucky*	L	63-69	4963	(19) Cody Wichmann	(8) Brett Prah
Feb. 18	GREEN BAY*	L	56-80	2626	(13) Cody Wichmann	(10) Bryce Nze
Feb. 21	at Valparaiso*	L	61-67	3512	(22) Brock Stull	(9) Brock Stull
Feb. 24	DETROIT MERCY*	L	74-81	1273	(17) Brett Prah	(6) Bryce Nze
Feb. 26	OAKLAND*	L	75-86	1227	(21) Brock Stull	(7) Brett Prah
March 3	vs. Detroit Mercy ^	W	85-60	--	(31) Jeremiah Bell	(11) Brock Stull
March 4	vs. Valparaiso ^	W	43-41	8481	(11) Cody Wichmann	(9) Cody Wichmann
March 6	vs. UIC ^	W	74-68	3708	(17) Brock Stull	(10) Brock Stull
March 7	vs. Northern Kentucky ^	L	53-59	5929	(19) Brock Stull	(7) Cody Wichmann

\* - Horizon League Game

\$ - Pentagon Showcase (Sioux Falls, S.D.)

^ - Horizon League Tournament contest

Home Games in CAPS

## Horizon League Standings

	League		Overall	
	W-L	Pct.	W-L	Pct.
Oakland	14-4	.778	25-9	.735
Valparaiso	14-4	.778	24-9	.727
N. Kentucky	12-6	.667	24-11	.686
Green Bay	12-6	.667	18-14	.563
Wright State	11-7	.611	20-12	.625
UIC	7-11	.389	17-19	.472
Detroit Mercy	6-12	.333	8-23	.258
Youngstown St.	5-13	.278	13-21	.382
Cleveland St.	5-13	.278	9-22	.290
Milwaukee	4-14	.222	11-24	.314

## Horizon League Tournament

### MOTOR CITY MADNESS

All games at Joe Louis Arena in Detroit, Mich.

### First Round - Friday, March 3

Game 1 - #10 Milwaukee 85, #7 Detroit 60

Game 2 - #9 YSU 84, #8 Cleveland St. 69

### Second Round - Saturday, March 4

Game 3 - #9 YSU 81, #1 Oakland 80

Game 4 - #10 Milwaukee 43, #2 Valparaiso 41

### Second Round - Sunday, March 5

Game 5 - #6 UIC 79, #3 Green Bay 70

Game 6 - #4 N. Kentucky 82, #5 Wright St. 77

### Semifinals - Sunday, March 5

Game 7 - #4 N. Kentucky 84, #9 YSU 74

Game 8 - #10 Milwaukee 74, #6 UIC 68

### Championship - Tuesday, March 8

Game 9 - #4 N. Kentucky 59, #10 Milwaukee 53

### All-Tournament Team

LaVone Holland, Northern Kentucky (MVP)

Drew McDonald, Northern Kentucky

Cameron Morse, Youngstown State

Brett Prael, Milwaukee

Brock Stull, Milwaukee

## Postseason Awards

### PLAYER OF THE YEAR

Alec Peters, Valparaiso

### FRESHMAN OF THE YEAR

Corey Allen, Detroit Mercy

### DEFENSIVE PLAYER OF THE YEAR

Tai Odiase, UIC

### SIXTH MAN OF THE YEAR

Warren Jones, Green Bay

### COACH OF THE YEAR

John Brannen, Northern Kentucky

### FIRST TEAM ALL-LEAGUE

Drew McDonald, Northern Kentucky

Jalen Hayes, Oakland

Alec Peters, Valparaiso

Mark Alstork, Wright State

Cameron Morse, Youngstown State

### SECOND TEAM ALL-LEAGUE

Rob Edwards, Cleveland State

Jaleel Hogan, Detroit Mercy

Charles Cooper, Green Bay

Martez Walker, Oakland

Shane Hammink, Valparaiso

### ALL-FRESHMAN TEAM

Corey Allen, Detroit Mercy

Carson Williams, Northern Kentucky

Isaiah Brock, Oakland

Tarkus Ferguson, UIC

Dominique Matthews, UIC

### ALL-DEFENSIVE TEAM

Kenneth Lowe, Green Bay

Khalil Small, Green Bay

Isaiah Brock, Oakland

Tai Odiase, UIC

Tevonn Walker, Valparaiso

## Horizon League Statistical Rankings

10. Scoring Offense	2347	67.1
3. Scoring Defense	2494	71.3
7. Scoring Margin	67.1/71.3	-4.2
10. Free Throw Percentage	355-538	.660
8. Field Goal Percentage	860-1950	.441
9. Field Goal Pct Defense	891-1915	.465
4. 3-Point FG Made	272	7.8
5. 3-Point FG Pct	272-782	.348
7. 3-Point FG Pct Defense	267-757	.353
10. Rebounding Offense	1108	31.7
3. Rebounding Defense	1175	33.6
7. Rebounding Margin	31.7/33.6	-1.9
10. Blocked Shots	53	1.5
7. Assists	467	13.3
10. Steals	164	4.7
7. Turnover Margin	12.0/11.7	-0.3
3. Assist/Turnover Ratio	467/419	1.1

## Individuals in the league leaders

Scoring	FG	3FG	FT	Pts	Avg/G
15. Brock Stull	173	57	71	474	13.5
17. Cody Wichmann	149	97	53	448	12.8

Rebounding	Off	Def	Total	Avg/G
7. Brock Stull	37	195	232	6.6
21. Bryce Nze	86	91	177	5.1
35. Cody Wichmann	13	124	137	3.9

Field Goal %	FGM-FGA	Pct.
1. Brett Prael	99-149	.664
2. Bryce Nze	100-151	.662

Free Throw %	FTM-FTA	Pct.
4. Jeremy Johnson	44-52	.846
9. Brock Stull	71-88	.807

Assists	No.	Avg/G
6. August Haas	134	3.8

Blocks	No.	Avg/G
9. Brett Prael	27	0.8

3-PT Field Goal %	3FG-FGA	Pct.
6. Brock Stull	57-145	.393

3-PT Field Goals Made	3FG	3FG/G
2. Cody Wichmann	97	2.8

Assist/Turnover Ratio	Ast/TO	Ratio
6. August Haas	134/84	1.6

Defensive Rebounds	No.	Avg/G
3. Brock Stull	195	5.6

Minutes Played	No.	Avg/G
4. Brock Stull	1167	33.3
6. Cody Wichmann	1148	32.8





**Points-Rebounds-Assists**

Opponent	0 BARNES	1 BELL	3 STULL	4 JOHNSON	5 WICHMANN	10 BURKART	13 HAAS
MSOE	8-3-0	10-4-2	13-11-2	11-5-2	13-2-3	0-0-0	7-8-4
at Memphis	0-1-0	0-1-2	8-9-3	7-4-0	18-2-1	DNP	12-2-3
at DePaul	14-0-1	6-2-0	9-5-1	3-0-0	3-3-1	DNP	4-1-3
vs. ETSU	3-0-0	11-3-2	16-6-1	14-4-0	8-4-2	DNP	6-1-3
vs. UC Irvine	4-3-0	2-1-1	11-4-3	4-4-3	6-8-2	DNP	9-2-6
vs. South Dakota State	13-4-0	7-4-5	9-9-6	2-2-2	18-1-1	DNP	6-2-2
Jacksonville	0-1-0	15-1-4	17-11-3	5-2-1	14-5-1	DNP	3-1-4
at Montana	3-0-0	13-0-1	13-5-2	2-2-2	9-1-2	DNP	5-6-3
at Montana State	2-0-0	12-2-3	9-6-5	3-3-1	12-5-2	DNP	5-4-3
at Loyola	9-1-3	1-3-1	11-1-3	4-1-0	13-4-1	DNP	7-1-4
at Ohio	11-2-1	2-3-1	6-8-3	0-0-1	15-4-2	DNP	11-6-2
Western Illinois	8-3-3	13-4-2	2-4-0	7-1-1	19-5-0	DNP	7-3-2
Belmont	8-2-0	10-5-4	8-7-2	10-2-0	8-4-2	DNP	5-1-1
at Youngstown State	5-1-1	16-3-4	26-10-3	5-1-1	8-3-2	DNP	2-7-3
at Cleveland State	0-0-0	7-4-3	10-2-3	7-1-2	5-5-2	DNP	3-4-4
at Green Bay	9-0-1	0-1-0	25-7-4	0-1-0	17-3-1	DNP	12-6-7
Northern Kentucky	0-1-1	11-3-1	18-7-3	5-2-0	15-4-2	DNP	4-0-5
Wright State	2-1-0	6-0-2	16-4-4	8-3-3	12-4-4	DNP	8-3-3
at UIC	0-1-0	2-3-1	6-6-4	6-5-3	11-5-2	DNP	2-0-4
Cleveland State	3-1-2	7-2-1	4-6-5	17-0-1	9-1-1	DNP	3-4-3
Youngstown State	2-0-0	2-1-2	19-9-6	2-4-1	23-5-1	DNP	7-3-9
at Detroit Mercy	0-0-0	0-1-1	16-17-5	11-4-1	23-3-0	DNP	5-4-7
at Oakland	0-0-2	4-0-2	12-6-1	5-4-1	17-4-1	DNP	6-5-4
Valparaiso	0-1-0	5-6-3	7-3-1	11-2-0	17-3-1	DNP	2-2-6
UIC	0-0-0	16-3-2	30-9-3	5-2-2	14-6-2	DNP	5-1-1
at Wright State	0-0-0	7-2-1	19-4-1	6-4-0	18-2-1	DNP	4-1-4
at Northern Kentucky	0-1-1	15-2-2	7-5-4	DNP	19-1-1	DNP	2-4-4
Green Bay	4-0-0	5-1-1	9-5-1	9-6-0	13-4-2	DNP	3-1-4
at Valparaiso	11-2-0	1-2-1	22-9-2	4-2-2	2-1-2	DNP	0-3-4
Detroit Mercy	7-0-1	4-0-0	12-2-5	11-1-2	13-4-0	DNP	5-2-5
Oakland	7-2-0	3-0-0	21-6-7	0-1-1	13-4-2	DNP	3-1-2
vs. Detroit Mercy	0-0-1	31-1-0	20-11-0	5-4-1	10-7-2	0-0-0	4-5-4
vs. Valparaiso	2-0-1	5-1-2	7-4-1	2-1-0	11-9-1	DNP	0-1-2
vs. UIC	7-1-0	0-2-0	17-10-1	10-2-2	15-4-3	DNP	7-1-4
vs. Northern Kentucky	3-3-1	2-0-0	19-4-2	2-1-0	7-7-1	DNP	2-1-5

**Milwaukee Individual Game Highs**

Points	31	Jeremiah Bell vs. Detroit Mercy (3/3/17)	Free Throws Made	10	Brock Stull vs. Detroit Mercy (3/3/17)
	30	Brock Stull vs. UIC (2/4/17)		9	Two times
	26	Brock Stull at Youngstown State (12/29/16)	Free Throw Att.	12	Brock Stull vs. Detroit Mercy (3/3/17)
	25	Brock Stull at Green Bay (1/6/17)		11	Jeremiah Bell vs. Detroit Mercy (3/3/17)
	23	Two times	FT Pct.	1.000 (8-8)	Brock Stull vs. UIC (2/4/17)
Field Goals Made	11	Brock Stull at Green Bay (1/6/17)		1.000 (6-6)	Four times
	10	Two times	Rebounds	17	Brock Stull at Detroit Mercy (1/27/17)
Field Goal Att.	21	Brock Stull vs. UIC (2/4/17)		11	Four times
	21	Brock Stull at Green Bay (1/6/17)	Assists	9	August Haas vs. Youngstown State (1/22/17)
FG Pct.	1.000 (6-6)	Cameron Harvey at Montana St. (12/5/16)		7	Three times
	.900 (9-10)	Jeremiah Bell vs. Detroit Mercy (3/3/17)	Steals	4	August Haas vs. UC Irvine (11/26/16)
	.900 (9-10)	Brett Prahls vs. Youngstown State (1/22/17)	Blocked Shots	4	Brett Prahls at Northern Kentucky (2/11/17)
3-Point FG Made	6	Four times		3	Two times
3-Point FG Att.	13	Cody Wichmann at Oakland (1/29/17)	Turnovers	6	August Haas vs. Green Bay (2/18/17)
	12	Two times		5	August Haas at Loyola Chicago (12/10/16)
3-Pt FG Pct.	1.000 (5-5)	Cameron Harvey at Montana St. (12/5/16)	Minutes	47	Brock Stull at Youngstown State (12/29/16)
	1.000 (3-3)	Brock Stull vs. UIC (3/6/17)		46	Cody Wichmann at Youngstown St. (12/29/16)

## Points-Rebounds-Assists

Opponent	15 PETERSON	21 STUDER	23 DITTMER	24 NZE	31 HARVEY	50 B. PRAHL	52 A. PRAHL
MSOE	0-0-0	3-2-2	0-0-0	8-5-1	11-2-0	4-2-1	0-1-0
at Memphis	DNP	DNP	DNP	0-0-0	7-1-3	2-2-0	DNP
at DePaul	DNP	2-3-2	DNP	13-5-0	5-1-0	0-1-1	0-1-0
vs. ETSU	0-0-0	0-3-1	DNP	2-6-0	2-0-0	0-1-0	0-1-0
vs. UC Irvine	0-0-0	2-1-0	DNP	4-1-0	2-2-0	10-6-0	0-0-0
vs. South Dakota State	0-0-0	0-0-0	DNP	0-2-0	3-0-0	0-0-1	0-0-0
Jacksonville	DNP	10-7-2	DNP	6-4-1	0-1-0	2-2-0	DNP
at Montana	DNP	2-0-0	DNP	15-11-0	7-1-2	0-1-0	DNP
at Montana State	DNP	0-1-0	DNP	4-6-0	17-1-0	13-8-1	DNP
at Loyola	0-0-0	0-0-0	DNP	2-5-0	5-0-1	4-3-0	0-1-0
at Ohio	DNP	4-1-0	DNP	9-2-0	4-2-0	7-3-0	DNP
Western Illinois	0-0-0	1-2-0	DNP	2-7-1	0-1-0	DNP	DNP
Belmont	DNP	0-5-1	DNP	7-8-0	0-1-0	DNP	DNP
at Youngstown State	DNP	0-0-0	DNP	6-8-1	7-4-0	12-5-1	DNP
at Cleveland State	DNP	0-1-0	DNP	14-2-0	0-0-0	7-2-0	DNP
at Green Bay	DNP	2-1-0	DNP	2-2-1	0-0-2	7-5-0	DNP
Northern Kentucky	DNP	0-0-0	DNP	6-3-0	0-1-1	9-7-3	DNP
Wright State	DNP	0-1-0	DNP	2-6-1	1-1-0	12-4-0	DNP
at UIC	DNP	0-0-0	DNP	22-6-1	0-0-1	8-5-0	DNP
Cleveland State	DNP	DNP	DNP	13-7-5	3-3-0	4-2-0	DNP
Youngstown State	DNP	0-1-0	DNP	6-3-0	15-3-1	18-5-0	DNP
at Detroit Mercy	DNP	DNP	DNP	12-8-1	2-2-0	4-3-0	DNP
at Oakland	DNP	DNP	DNP	7-8-1	10-1-1	9-5-1	DNP
Valparaiso	0-0-0	0-0-0	DNP	4-5-1	0-0-0	7-2-0	DNP
UIC	DNP	DNP	DNP	13-8-1	10-2-1	7-1-0	DNP
at Wright State	DNP	0-1-0	DNP	5-5-1	6-1-2	0-5-0	DNP
at Northern Kentucky	DNP	DNP	DNP	6-1-1	6-1-0	8-8-0	DNP
Green Bay	0-0-0	0-0-0	DNP	7-10-0	4-2-0	2-2-0	DNP
at Valparaiso	DNP	0-0-1	DNP	7-2-0	2-1-1	12-0-2	DNP
Detroit Mercy	DNP	DNP	DNP	3-6-2	2-2-0	17-5-0	DNP
Oakland	0-1-0	0-0-0	DNP	6-6-1	12-2-0	10-7-0	DNP
vs. Detroit Mercy	DNP	0-1-0	0-1-0	4-2-0	3-1-1	8-6-1	DNP
vs. Valparaiso	DNP	DNP	DNP	4-6-0	5-2-0	7-3-2	DNP
vs. UIC	DNP	DNP	DNP	3-8-2	0-0-0	15-4-1	DNP
vs. Northern Kentucky	DNP	DNP	DNP	6-3-1	0-1-0	12-5-0	DNP

## Opponent Individual Game Highs

Points	42	Tyler Hall at Montana State (12/5/16)	Free Throw Att.	15	Charles Cooper at Green Bay (1/6/17)
	33	Cameron Morse at Youngstown St. (12/29/16)		13	Warren Jones vs. Green Bay (2/18/17)
	32	Mike Daum vs. South Dakota State (11/27/16)		13	Mike Daum vs. South Dakota State (11/27/16)
	28	Sherron Dorsey-Walker vs. Oakland (2/26/17)	FT Pct.	1.000 (12-12)	Josh McFolley vs. Detroit Mercy (2/24/17)
Field Goals Made	15	Tyler Hall at Montana State (12/5/16)		1.000 (8-8)	Alec Peters vs. Valparaiso (2/2/17)
	11	Two times		1.000 (8-8)	Brailen Neely at Oakland (1/29/17)
Field Goal Att.	25	Cameron Morse at Youngstown St. (12/29/16)	Rebounds	19	Grant Benzinger at Wright State (2/9/17)
	25	Tyler Hall at Montana State (12/5/16)		14	Two times
FG Pct.	1.000 (9-9)	Aundre Jackson at Loyola (12/10/16)	Assists	11	Tarkus Ferguson vs. UIC (2/4/17)
	.900 (9-10)	Milton Doyla at Loyola (12/10/16)		10	Austin Luke vs. Belmont (12/19/16)
3-Point FG Made	8	Sherron Dorsey-Walker vs. Oakland (2/26/17)	Steals	7	Rob Edwards vs. Cleveland State (12/31/16)
	6	Two times		5	Josh McFolley vs. Detroit Mercy (3/3/17)
3-Point FG Att.	14	Cameron Morse at Youngstown St. (12/29/16)	Blocked Shots	6	Tai Odiase at UIC (1/17/17)
	13	Corey Allen at Detroit Mercy (1/27/17)		5	Tai Odiase vs. UIC (2/4/17)
3-Pt FG Pct.	1.000 (4-4)	Mario Dunn at Montana (12/3/16)	Turnovers	8	J.R. Holder vs. Jacksonville (11/30/16)
	1.000 (2-2)	Numerous times		6	Two times
Free Throws Made	12	Three times	Minutes	49	Cameron Morse at Youngstown St. (12/29/16)



**Milwaukee Team Game Highs**

Points	100	UIC (2/4/17)
	94	Youngstown State (1/22/17)
Field Goals Made	38	UIC (2/4/17)
	37	Youngstown State (1/22/17)
Field Goal Attempts	71	UIC (2/4/17)
	69	at Youngstown State (12/29/16)
Field Goal Percentage	.578 (37-64)	Youngstown State (1/22/17)
	.568 (25-44)	Detroit Mercy (3/3/17)
3 Pt Field Goals Made	13	at Montana State (12/5/16)
	13	vs. South Dakota State (11/27/16)
3 Pt FG Attempts	36	vs. South Dakota State (11/27/16)
	34	at Youngstown State (12/29/16)
3 Pt FG Percentage	.650 (13-20)	at Montana State (12/3/16)
	.478 (11-23)	UIC (2/4/17)
Free Throws Made	28	Detroit Mercy (3/3/17)
	19	vs. ETSU (11/25/16)
Free Throw Attempts	35	Detroit Mercy (3/3/17)
	28	vs. ETSU (11/25/16)
Free Throw Percentage	1.000 (3-3)	at Memphis (11/16/16)
	.813 (13-16)	UIC (2/4/17)
Rebounds	48	MSOE (11/11/16)
	42	Two times
Assists	20	Youngstown State (1/22/17)
	18	Two times
Steals	12	vs. UC Irvine (11/26/16)
	8	Two times
Blocked Shots	5	Two times
Turnovers	18	Two times
Fouls	27	at Oakland (1/29/17)

**Milwaukee Team Game Lows**

Points	43	vs. Valparaiso (3/4/17)
Field Goals Made	16	vs. Valparaiso (3/4/17)
Field Goal Attempts	44	vs. Detroit Mercy (3/3/17)
Field Goal Percentage	.320 (16-50)	vs. Valparaiso (3/4/17)
3 Pt Field Goals Made	3	Two times
3 Pt FG Attempts	14	Two times
3 Pt FG Percentage	.130 (3-23)	at DePaul (11/20/16)
Free Throws Made	2	Belmont (12/19/16)
Free Throw Attempts	2	Belmont (12/19/16)
Free Throw Percentage	.381 (8-21)	at Oakland (1/29/17)
Rebounds	22	Two times
Assists	8	Green Bay (2/18/17)
Steals	2	Three times
Blocked Shots	0	Nine times
Turnovers	8	Three times
Fouls	10	Two times

**Opponent Team Game Highs**

Points	105	UIC (2/4/17)
	88	Oakland (12/29/16)
Field Goals Made	36	UIC (2/4/17)
	33	Two times
Field Goal Attempts	74	at Youngstown State (12/29/16)
	72	Youngstown State (1/22/17)
Field Goal Percentage	.675 (27-40)	at Loyola (12/10/16)
3 Pt Field Goals Made	15	UIC (2/4/17)
	13	Oakland (2/26/17)
3 Pt FG Attempts	34	Belmont (12/19/16)
	29	at Detroit Mercy (1/27/17)
3 Pt FG Percentage	.550 (11-20)	vs. S.D. State (11/27/16)
	.536 (15-28)	UIC (2/4/17)
Free Throws Made	27	at Green Bay (1/6/17)
	26	Detroit Mercy (2/24/17)
Free Throw Attempts	32	at Green Bay (1/6/17)
	31	Detroit Mercy (2/24/17)
Free Throw Percentage	.875 (7-8)	Youngstown State (1/22/17)
	.867 (13-15)	at Loyola (12/10/16)
Rebounds	44	at Green Bay (1/6/17)
	43	at Oakland (1/29/17)
Assists	21	UIC (2/4/17)
	19	Three times
Steals	13	Cleveland State (1/20/17)
	11	Detroit Mercy (3/3/17)
Blocked Shots	10	at Green Bay (1/6/17)
Turnovers	22	vs. UC Irvine (11/26/16)
	18	Detroit Mercy (2/24/17)
Fouls	27	Detroit Mercy (3/3/17)

**Opponent Team Game Lows**

Points	37	vs. UC Irvine (11/26/16)
Field Goals Made	11	vs. UC Irvine (11/26/16)
Field Goal Attempts	40	at Loyola (12/10/16)
Field Goal Percentage	.256 (11-43)	vs. UC Irvine (11/26/16)
3 Pt Field Goals Made	1	vs. UC Irvine (11/26/16)
3 Pt FG Attempts	14	vs. UC Irvine (11/26/16)
3 Pt FG Percentage	.071 (1-14)	vs. UC Irvine (11/26/16)
Free Throws Made	2	at Memphis (11/16/16)
Free Throw Attempts	6	Cleveland State (1/20/17)
Free Throw Percentage	.167 (2-12)	at Memphis (11/16/16)
Rebounds	25	Two times
Assists	6	vs. UC Irvine (11/26/16)
Steals	2	vs. Valparaiso (3/4/17)
Blocked Shots	0	at Detroit Mercy (1/27/17)
Turnovers	6	at Montana State (12/5/16)
Fouls	8	Two times

## Miscellaneous Statistics

Double-Doubles	2016-17	Career
Brock Stull	6	6
Bryce Nze	1	1
Cody Wichmann	-	1

### Double-Digit Scoring

Cody Wichmann	25	39
Brock Stull	22	24
Cameron Harvey	6	21
Jeremiah Bell	12	12
Brett Prah	10	10
Jeremy Johnson	9	9
Bryce Nze	7	7
Bryce Barnes	4	4
August Haas	3	3
Dan Studer	1	1

### 20-points (30-points)

Brock Stull	6 (1)	6 (1)
Cody Wichmann	2	2
Jeremiah Bell	1 (1)	1 (1)
Bryce Nze	1	1

### Leading Scorer

Brock Stull	14	14
Cody Wichmann	13	14
Bryce Nze	3	3
Jeremiah Bell	2	2
Jeremy Johnson	2	2
Brett Prah	1	1
Cameron Harvey	1	1
Bryce Barnes	1	1

### Double-Digit Rebounding

Brock Stull	6	6
Bryce Nze	2	2
Cody Wichmann	-	1

### Leading Rebounder

Brock Stull	17	17
Bryce Nze	12	12
Brett Prah	5	5
Cody Wichmann	4	5
Jeremiah Bell	2	2

### Largest Halftime Lead

14 (39-25 vs. Detroit Mercy, 3/3/17)  
12 (43-31 vs. MSOE, 11/11/16)

### Largest Halftime Deficit

25 (44-19 vs. South Dakota State, 11/27/16)

### Largest Milwaukee Lead

35 (88-53 vs. MSOE, 11/11/16)  
27 (74-47 vs. Detroit Mercy, 3/3/17)  
25 (54-29 vs. UC Irvine, 11/26/16)

### Largest Milwaukee Deficit

29 (79-50 vs. South Dakota State, 11/27/16)

### Largest Deficits Overcome in a Win

13 (32-19 vs. Cleveland State, Jan. 20)  
6 (15-9 vs. Northern Kentucky, Jan. 12)  
6 (22-16 at Montana State, Dec. 5)

Opponent	In Paint	Off/TO	2nd Chance	Fast Break	Ties/Leads
MSOE	46	12	18	9	1/1
Memphis	20	7	8	2	0/0
DePaul	34	16	13	8	1/0
ETSU	22	9	3	4	3/2
UC Irvine	22	24	6	2	0/0
S.D. State	10	13	4	5	0/0
Jacksonville	26	16	13	4	2/3
Montana	26	12	10	0	5/4
Montana St.	22	6	16	0	2/5
Loyola	22	12	6	0	0/1
Ohio	32	15	5	2	5/4
Western Illinois	16	9	14	11	0/0
Belmont	30	11	7	5	2/3
Youngstown St.	34	7	10	4	7/10
Cleveland St.	26	12	8	2	2/2
Green Bay	30	5	6	4	4/5
N. Kentucky	32	15	19	8	3/2
Wright St.	32	11	1	6	5/2
UIC	38	8	6	2	0/0
Cleveland St.	28	15	6	4	0/2
Youngstown St.	46	17	8	12	3/4
Detroit	30	9	4	0	5/7
Oakland	32	7	7	3	4/6
Valparaiso	24	8	8	4	0/0
UIC	44	21	17	14	3/0
Wright St.	22	13	8	2	0/0
N. Kentucky	26	7	6	0	0/0
Green Bay	18	8	7	2	0/0
Valparaiso	28	10	0	2	4/3
Detroit	30	20	12	11	4/3
Oakland	24	16	8	3	3/3
Detroit	36	18	3	4	1/1
Valparaiso	21	7	7	4	0/1
UIC	38	11	15	5	1/2
N. Kentucky	20	7	8	9	0/0
<b>TOTALS</b>	<b>997/28.5</b>	<b>414/11.8</b>	<b>297/8.5</b>	<b>157/4.5</b>	<b>70/76</b>
Leads = Lead Changes					

### DOUBLE-DOUBLES

Name	Date	#	#
Brock Stull	11/11	13 pts	11 reb
Brock Stull	11/30	17 pts	11 reb
Bryce Nze	12/3	15 pts	11 reb
Brock Stull	12/29	26 pts	10 reb
Brock Stull	1/27	16 pts	17 reb
Brock Stull	3/3	20 pts	11 reb
Brock Stull	3/6	17 pts	10 reb

### 20-POINT GAMES

Name	Date	Points
Brock Stull	12/29	26 pts
Brock Stull	1/6	25 pts
Bryce Nze	1/17	22 pts
Cody Wichmann	1/22	23 pts
Cody Wichmann	1/27	23 pts
Brock Stull	2/4	30 pts
Brock Stull	2/21	22 pts
Brock Stull	2/26	21 pts
Brock Stull	3/3	20 pts
Jeremiah Bell	3/3	31 pts

From its birth in 1895, through its move from NCAA Division III to NCAA Division I competition, the UWM men's basketball program has spawned plenty of success and countless memorable moments.


The early years of Milwaukee basketball, when the school was actually known as the Wisconsin State Normal School and the Panthers were the "Normals," saw the team post success against a wide variety of curious opponents. Three seasons in those early years stand out. The 1911-12 and 1912-13 squads each posted 14-2 records under the direction of Emmett "Doc" Angeli, who actually left the University of Wisconsin-Madison to take over the program in Milwaukee. During those two years, the team lost just once in 11 games against state schools from Whitewater, Platteville, Oshkosh and La Crosse. Then, during the 1914-15 season under first-year coach Barney Anderson, the Normals won a record 15 games, including two wins against the Marquette Dentists College.

After leaving the school for two years, Anderson returned to lead the Normals to 11 wins during the 1923-24 season. That would be the last time the program would reach double figures in wins as the Wisconsin State Normal School.

The school name changed in 1927, as UWM would then be known as the Milwaukee State Teachers College for the next 30 years. The nickname also changed, as the school colors of Green and White sparked the nickname "Green Gulls."

The Green Gulls won 12 games under Guy Penwell during the 1935-36 season, and it was apparent Penwell had the program on the right track. Penwell led the Green Gulls to plus-.500 records for seven of the next eight seasons, including a perfect 16-0 record during the 1940-41 season. And, after the Gulls dipped to 10-12 in 1948-49, Penwell led his team to a 20-7 mark during the 1949-50 season. The 20 wins became a school record that would stand for nearly 40 years.

Russ Rebholz was next in line to coach the Green Gulls, and he was the coach in 1951 when the school name again changed to Wisconsin State College-Milwaukee. The name would change again in 1956, as the school would be known as the University



**Dexter Riesch was named to UWM's All-Century Team for the 1960's**

of Wisconsin-Milwaukee from that point forward. The nickname also changed two more times. First, the school colors changed to Red and White as UWM became known as the "Cardinals" from 1956-65. Finally, in 1965, the colors changed to the current black and gold, and the nickname became "Panthers."

If the "modern era" of Milwaukee basketball began when the school officially became known as UWM, it was Rebholz who started the modern era with a bang. UWM was 17-4 during the 1958-59 season and 18-4 during the 1959-60 season. In 1960, UWM made its first-ever postseason appearance, playing in an NCAA Regional Tournament in Wheaton, Ill., falling to Lincoln but beating Augustana for its first-ever postseason win.

The program moved through the 1960's in above-average fashion, winning at least 14 games for five-straight seasons and finishing above .500 for nine-straight seasons into the early 1970's.

The era of the 1970's was marked by UWM's first foray into NCAA Division I basketball. The Panthers spent seven seasons in Division I, playing what would best be described as a mixed schedule. UWM faced well-known big schools Tennessee, Cincinnati and Florida State while also maintaining small-school rivalries with Oshkosh, River Falls, Lewis and others. The move to Division I came for the 1973-

## UWM's All-Decade Teams

### 1930's

Al Hohler  
Paul Humke  
Ray Krzoska  
W. Jess. Rudinger  
Wally Sprangers

### 1940's

Bob Bolz  
Ken Buehler  
Wally Fricke  
George Jablonski  
Leo Kratz  
Ken Lemmer

### 1950's

Jerry Grohowski  
Tom Hanrahan  
Tom Kneusel  
Jerry Stanzer  
Dave Vincent

### 1960's

Todd Fredenberg  
Phil Michalovitz  
Larry Reed  
Tom Reikowski  
Dexter Riesch

### 1970's

Glen Allen  
Richard Cox  
Henry Davis  
Gerald Hardnett  
Harold Lee

### 1980's

Randy Doss  
Kevin Jones  
Andy Ronan  
Erik Schten  
Clarence Wright

### 1990's

Craig Greene  
Von McDade  
Marc Mitchell  
Joe Schultz  
Shannon Smith

### 2000's

Adrian Tigert  
Dylan Page  
Clay Tucker  
Joah Tucker  
Ed McCants




## Program History

74 campaign, right after Charles Parsley led UWM to 18 wins during the 1972-73 season. The short-lived Division I stay was highlighted by the 19 wins Bob Gottlieb helped the Panthers to in 1976-77. But after a 9-17 mark in the 1979-80 season, UWM dropped down to NCAA Division III play.

It didn't take long for UWM to find success again, as UWM's next postseason appearance came in the 1981-82 season, when UWM finished 20-6 under Bob Voight. The Panthers lost to Augustana on its home floor in an NCAA Division III Midwest Regional game, then bounced back to beat Beloit in the consolation game. During the mid-1980's, UWM moved to the NAIA ranks briefly, falling to UW-Eau Claire 51-48 at Zorn Arena in Eau Claire in the NAIA District 14 Tournament.

Steve Antrim took over the Panther basketball program for the 1987-88 season, and some of the best years in UWM basketball history followed. Antrim helped the Panthers to the NCAA Division II Elite Eight during the 1988-89 season, as UWM won two games at the North Central Regional before falling to Southeast Missouri State two steps shy of a national championship. They finished 24-7 that season - then a school-record for victories - and recorded the highest-ever national finish for a Milwaukee men's basketball team at any level.

Following that run, the transition to an NCAA Division I men's basketball program was on. UWM finished 18-10 during its first full season of Division I play in 1990-91, then won 20 games the following



Erik Schten was a third-team CoSIDA Academic All-American in 1988



The resurgence of Panther basketball has helped increase fan interest

season. Still competing as an independent, the Panthers finished the 1992-93 season 23-4, but were left out of the postseason. That season was highlighted by UWM's only prior victory over the University of Wisconsin. The 1993-94 campaign was the program's only year in the Mid-Continent Conference, and UWM made the move to the Midwestern Collegiate Conference in 1994. Ric Cobb replaced Antrim in 1995 before Bo Ryan was called upon in 1999 to restart the lagging program at Milwaukee.

Ryan did just what was asked for, leading the Panthers to their first plus-.500 season in seven years when UWM finished 15-14 in 1999-2000. UWM won 15 more games the next season. But the growth was far from done. Under Bruce Pearl, who took over when Ryan left for Wisconsin following the 2001-02 season, the Panthers made their first-ever NCAA Division I Tournament appearance after winning the Horizon League title.

A last-second loss to Notre Dame didn't slow the Panthers' momentum, though, as the success continued into the 2003-04 season. The Panthers won the Horizon League regular season title and were selected for the National Invitation Tournament for the first time in school history. Once in the NIT, UWM won its first-ever NCAA Division I postseason game, beating Rice at the U.S. Cellular Arena. The Panthers were then eliminated from the tournament three nights later in a tight contest at Boise State, but the stage was set for an unprecedented run of success over the next two seasons.

## Postseason History

UWM's basketball history has included nine national postseason appearances. The 2005-06 berth into the NCAA Tournament capped a streak of four-straight Division I postseason appearance for the program. The 2003 NCAA Division I Men's Basketball Tournament bid marked a first Division I postseason appearance for the program, which had also appeared in the post-season in Division II and Division III play. UWM's only postseason appearances as an NAIA school came on the district level.

### 1960 Small College Regional at Wheaton, Ill.

L, 100-92 vs. Lincoln  
W, 109-82 vs. Augustana (Ill.)

### 1982 NCAA Division III Regional at Rock Island, Ill.

L, 70-63 at Augustana (Ill.)  
W, 75-73 vs. Beloit

### 1989 NCAA Division II Tournament Regional at Greeley, Colo.

W, 99-95 vs. Augustana (S.D.)  
W, 89-88 (ot) at N. Colorado

### Elite Eight at Springfield, Mass.

L, 93-84 vs. SE Missouri St.

### 2003 NCAA Division I Tournament First Round at Indianapolis, Ind.

L, 70-69 vs. Notre Dame

### 2004 NIT

#### Opening Round at Milwaukee, Wis.

W, 91-63 vs. Rice

#### First Round at Nampa, Idaho

L, 73-70 at Boise State

### 2005 NCAA Division I Tournament 1st/2nd Round at Cleveland, Ohio

W, 85-73 vs. Alabama

W, 85-75 vs. Boston College

### Regional Semifinal at Rosemont, Ill.

L, 77-63 vs. Illinois

### 2006 NCAA Division I Tournament 1st/2nd Round at Jacksonville, Fla.

W, 82-74 vs. Oklahoma

L, 82-60 vs. Florida

### 2010 NIT

#### First Round at Evanston, Ill.

L, 70-61 at Northwestern

### 2011 CBI

#### First Round at Fort Worth, Tex.

L, 83-73 at TCU

### 2014 NCAA Division I Tournament First Round at Buffalo, N.Y.

L, 73-53 vs. Villanova

## Milwaukee Coaches Through The Years

Coach	Years	W-L	Pct.
None Listed	12 (1896-08)	79-46	.632
Charles Davies	2 (1908-10)	11-19	.367
Emmett Angeli	4 (1910-14)	51-17	.750
Barney Anderson	9 (1914-17; 20-26)	59-76-1	.438
Paul Stothart	1 (1917-18)	1-9	.100
George Downer	2 (1918-20)	15-12	.556
Milton Murray	4 (1926-30)	17-40	.298
Guy Penwell	18 (1930-42; 46-52)	186-145	.562
John Tierney	4 (1942-46)	34-25	.577
Russ Rebholz	11 (1952-63)	123-105	.539
Ray Krzoska	7 (1963-70)	86-87	.497
Charles Parsley	3 (1970-73)	46-29	.613
Bill Klucas	3 (1973-75)	22-30	.423
Bob Gottlieb	5 (1975-80)	62-70	.470
Bob Voight	3 (1980-83)	51-25	.671
Ray Swatella	4 (1983-87)	33-74	.308
Steve Antrim	8 (1987-95)	124-100	.554
Ric Cobb	4 (1995-99)	28-81	.257
Bo Ryan	2 (1999-2001)	30-27	.526
Bruce Pearl	4 (2001-05)	86-38	.694
Rob Jeter	11 (2005-2016)	185-170	.521



Charles Parsley (top) and Bruce Pearl are two of six UWM coaches who won at least 60 percent of their games at the school

In 2004-05, UWM went back to the NCAA Tournament after a thrilling Horizon League Tournament championship win. Once in the NCAA's, the Panthers pulled off upsets of Alabama and Boston College, launching the program into the national spotlight. The tournament run ended with a loss to top-ranked Illinois, but the Panthers finished the season with a school-record 26 wins and ranked 23rd in the nation in the ESPN/USA Today Top 25.

Bruce Pearl left to become the head coach at the University of Tennessee, but new coach Rob Jeter picked up right where Pearl left off. In 2005-06, UWM won 22 more games, advancing to the NCAA Tournament for the third time in four seasons. In the tournament, the Panthers upset Oklahoma before bowing out to eventual national champion Florida in the second round.

The Panthers then quickly started rebuilding after the loss of seven seniors. UWM increased its number of wins every year between 2006-07 and 2009-10 before returning to the top of the Horizon League in 2010-11. That year, the Panthers won their final nine regular season league games to claim the title, eventually advancing to the NIT for the second time.

More postseason berths came next, with an invitation to the College Basketball Invitational following a 20-14 season in 2011-12 and a return to the NCAA Tournament following a thrilling run in the 2014 Horizon League Tournament that saw the Panthers become the first five seed to advance to the league title game since 2002 and the first-ever to claim the crown.



Dylan Page helped lead the Panthers into the 2003 NCAA Tournament

Aside from the success on the court, there are plenty of other signs that many great days for Panther basketball lie ahead. UWM has set new attendance records annually. The Panthers' season ticket base continues to grow, plus UWM has enjoyed increased national exposure, expanding television and radio coverage, a competitive schedule and more. Milwaukee basketball has become known from coast-to-coast in the college basketball world. Now, alumni, students and fans await the writing of the next exciting chapter of Panther basketball.

## League Championship History

WNC/WSTCC/WSCC  
1913 Regular Season

1934 Regular Season  
Shared with UW-Superior

1940 Regular Season

1941 Regular Season  
Shared with UW-Superior

1943 Regular Season  
Shared with UW-Platteville, UW-Stout  
and UW-Whitewater

1948 Regular Season  
Shared with UW-Oshkosh,  
UW-Platteville and UW-Stevens Point

1960 Regular Season

Horizon League  
2003 League Tournament  
UWM finished second during the  
regular season before claiming the  
tournament title on its homecourt

2004 Regular Season  
The Panthers won their first 10 league  
games en route to a first-ever Division I  
regular-season league crown

2005 Regular Season  
Milwaukee again dominated the league,  
winning 14 games and  
claiming the title by four games

2005 League Tournament  
UWM won the league tournament on  
its homecourt in a 59-58 nail-biter  
over Detroit

2006 Regular Season  
The Panthers lived up to preseason  
expectations, bolting to an 8-1 league  
start to take the title

2006 League Tournament  
UWM wasn't threatened in  
winning another tournament crown  
on its homecourt

2011 Regular Season  
UWM won its final nine league games to  
earn a part of the title with Butler  
and Cleveland State

2014 League Tournament  
Milwaukee claimed a berth with a  
stirring four-game run through the  
Horizon League Tournament that included  
wins at top-seeded Green Bay and at  
third-seeded Wright State



# All-Time Letterwinners

## ~A~

Jordan Aaron	2013, '14
Olofu Agbaji	1991, '92
Jerard Ajami	2010, '11
Ben Alberts	1927
Bob Alexander	1947
Glen Allen	1974, '75, '76
Ryan Allen	2011, '12
Adrian Anderson	1998
Kaylan Anderson	2007, '08, '09
Kelvin Anderson	1995, '97
Donald Anderson	1910, '11
Chad Angeli	1998, '99, '00, '01
Bob Anthony	1989, '90
Austin Arians	2013, '14, '16
Darryl Arnold	1988, '89
John Arnold	1971
Miles Aquino	1983, '84
Chuck Avercamp	1946
Jason Averkamp	2007, '08, '09, '10
George Avikilowski	N/A

## ~B~

Chas Bachman	1918
Dave Backer	1963, '64, '65
Louis Bandlow	1908, '11
Francis Barditt	1946
Bryce Barnes	2017
George Barnes	1977, '78, '79
Jim Barnett	1981
Richard Bartell	1965
George Bassford	1909, '11
Steve Batovski	1931
Dan Beaudoin	1947
Edmund Beeman	1901
Kenneth Beers	1914, '15
Stanley Beers	1911, '12
Ron Bekken	1958, '59
Jerry Belin	1970
Jeremiah Bell	2017
Jerry Bell	1966, '67, '68, '69
Paul Belot	1937
Michael Bendall	2005, '06, '07
Bruce Bennett	1937
Don Berendt	1953
Norbert Berry	1924, '25
Bob Beyer	1970
Peter Bickler	1899
Kenneth Bigler	1965
Rick Birk	1971
Alvin Bitzer	1923, '24, '25
Mike Blair	1963
Dorion Bledsoe	1990
Jack Bleier	1968, '69, '70
Ken Blessing	1942
Lonnie Boga	2010, '11
Shaquille Boga	2012
Mark Bogan	1987
Jim Boldt	1948
Clayton Boll	1932
Bob Bolz	1947, '48, '49
Leon Bond, Jr.	1991
Edward Borgelt	1919, '20
Don Bornemann	1947
Everette Boutelle	1936
Dick Bowen	1946
Tone Boyle	2009, '11
Ben Brey	1902

Mark Briggs	1992, '93, '94, '96
Cal Brockman	1945
John Bruggnik	1924, '25, '26
Willie Bryant	1980, '81
William Buckett	1903
Louis Bu Dahn	1903
Ken Buehler	1939, '40, '41, '42
Randy Bureta	1968, '69
Sam Burkhart	2017
Walter Bussewitz	1906

## ~C~

Cyrus Caldwell	1997, '98, '99
Ricardo Calzada	1972
Thomas Campion	1908, '09
Archie Carson	1905, '06, '07
Cartensen	1961
Charles Carter	1897, '98
Mitchell Carter	2011
Orville Carter	1956
Sanford Carter	1933, '34
Sam Castagna	1946
Odell Chamberlain	1988
Mark Chavlovich	1985
L.S. Chervosky	1903
Brent Chitty	1982
Cibik	1936
Adrian Coffey	2000
Chris Coffey	1986
Art Coggan	1932, '33
Artie Cohen	1931
Milt Coleman	1964
Marcus Coniglario	1903, '04
Terry Constant	1965
Daniel Corcoran	1905, '06
Kenneth Corwin	1936
John Costello	1965
Al Cottrell	1962, '63, '64
Kevin Cox	1984
Richard Cox	1972, '73, '74
Robert Craft	1958, '59, '60
Sorrell Crawford	1995
Hart Croake	1913, '14
Timothy Cronin	2005
Ralph Crow	1932, '33
Robert Crowley	1941
Tim Cullen	1977, '78
John Curry	1942, '43
Joseph Currey	1943
Le Roy Curtis	1902
George Cwiklowski	1958, '61, '62, '63
Rich Czarnecki	1981, '82
Joe Czechowicz	2004

## ~D~

George Dahl	1929
William Darling	1897, '98
Willard Dassow	1933, '34, '35
Bob Davidson	N/A
Boo Davis	2005, '06
Henry Davis	1969, '70, '71
Jack Dentinger	1937, '38
Art Derksen	1950
Earnell DeShazen	1975
Jim Dietrich	1954, '55, '56, '57
Ken Dilloo	1996
Dimitre Dintchev	1995
Seth Dittmer	2017

Frank Doerflinger	1897
Gerald Domke	1954, '55, '58
Walt Donaldson	1970
Walter Dorow	1932
Randy Doss	1990, '91
Malcolm Dotson	1976, '77
Scott Dougherty	1995, '96
Ralph Doyle	1927, '28
Tom Draws	1952
Howard Droegcamp	1927
Roy Drumm	1939, '40
William B. Duquaine	1957
Derek Durham	1995, '96
Mickey Dwyer	1974, '75

## ~E~

Pat Easterlin	1993, '94
Leslie Eaton	1917
James Eayrs	2009, '10
Carl Eckenrod	1934, '35, '36, '37
Robert Eckenrod	1937, '38, '39, '40
Deon Edmonds	1990, '91, '92
Chet Edwards	1967, '68, '69
Tom Ehlers	1953
George Elliott	1931, '32, '33
Gilbert Ellis	1923, '24
Harry Emigh	1931
Arthur Enters	1926, '27, '28
Lance Erickson	1974
Frank Ernst	1931, '32
Don Etter	1972
Craig Evans	1994
Lane Evans	1989, '91, '92
"Red" Evans	1925
Brodie Ewert	1996
Mike Ewing	1971, '72

## ~F~

Bob Fabich	1952, '53, '54, '57
David Feld	1927
Adam Finley	2003, '04
Tom Finley	1962
Fitzgerald	1920
Herman Fleischer	1896
Bob Flood	1979, '80, '81
Art Fluck	1943, '48
John Foley	1921, '22
Kenneth Fons	1956
Edward Foote	1901
Kenny Foots	N/A
Derrick Ford	2005, '06
Sidney Foster	1918
John Foti	1931
Shaun Fountain	1999, 2000
Jim Frank	1962, '63, '64, '65
Ricky Franklin	2007, '08, '09, '10
Terry Fredenberg	1967, '68, '69
Todd Fredenberg	1964, '65, '66, '67
Frederich	1964
Jason Frederick	2000, '01, '02, '03
Wally Fricke	1943, '48
Frederick Froede	1912

## ~G~

Galecki	1939
Derek Gallagher	1970
Michael Gardner	1975
Stephen Gaydos	1957, '58

Bob Genova	1950, '56
Roman Gentry	2007
Erv Gerboth	1928, '29, '30
Archie Gerschowietz	1931
Norm Geske	1947
Richard Geske	1947
Glenn Gifford	1917
Paul Gigot	N/A
Otto Gilbert	1896, '97
Morrel Gilman	1904
John Gilmore	1997
Tim Gittens	1998
Tim Guillette	1998
Jerry Gleason	1946
Chuck Gloor	1951, '52, '53
Dwayne Glover	1984, '85
Kerry Glover	1980, '81
Arthur Gnewuch	1927, '28
Goetz	1940
Joel Golsteyn	1981
Sid Gordon	1914
Arnold Gother	1929, '30, '31
Henry Gother	1932, '33
John Gourley	1907, '08
A.C. Grace	1902
Norm Gradecki	1948
Ralph Gray	1912
Criag Greene	1990, '91, '92, '93
Kessem Grimes	1973, '74
Don Grimrod	1950, '51, '52
Jerry Grochowski	1958, '59, '60, '61
Joseph Gromacki	1955, '56
Ed Gross	1950
Henry Groth	1896
Ervin Gruber	1926
Jim Gruszka	1981, '82
Tim Guillette	1997, '98, '99
Paris Gulley	2012, '13
Jim Gunderson	1948, '50
Jerome Gunville	1936, '37, '38
Chuck Gunneau	1941, '42, '43
Quinton Gustavson	2012, '13, '14

## ~H~

James Haarsma	2012, '13
August Haas	2017
Clarence Haasch	1921
Elmer Habegger	1915
Dave Hack	1970
Dan Hackbarth	1970, '71
Ed Haeger	1946
Ryan Haggerty	2010, '11, '12, '13
Barney Hall	1983
Will Hamilton	1898
Orrin Hammetter	1919
Dale Handford	1994
Ed Hanlon	1942
Tom Hanrahan	1952, '53, '54, '57
Nick Hansen	2004, '05, '06, '07
Allan Hanson	2005, '06, '07, '08
Gerald Hardnett	1975, '76, '77, '78
Ray Hardy	1982
Jared Hardwick	1998, '99
Demetrius Harris	2012, '13
Homer Harrison	1907
Marty Harrison	1962, '63, '64
Alfred Harvey	1910, '11
Cameron Harvey	2017



## All-Time Letterwinners

Tom Hecker	1982, '83, '84	Vic Jones	1975	Trad Lee	1971	Bob Mueller	1950, '51
Jan Held	1984	Justin Jordan	2015, '16	Earl Leitzke	1930	Dennis Murphy	1963, '64, '65, '66, '67
Helf	1968, '70	Vince Jordan	1972	Ken Lemmer	1947, '48, '50	John Murray	1940
Bruce Hendley	1928, '29, '30	Gordon Jorgensen	1956	Justin Lettenberger	2000, '01, '02, '03	Victor Mutter	1954
Edward Hensel	1906, '07	Robert Jossi	1935, '36, '37, '38	Harry Leuchtenberger	1916	Ron Myhre	1931
Herro	1961	William Josten	1954, '55, '56, '57	Leonard Levenson	1942		
Edward Herte	1924	Juergens	1961	Chris Lewis	1979		
Anthony Hill	2008, '09, '10, '11	Oswald Junge	1912	Jim Lewis	1966	~N~	
Chris Hill	2002, '04, '05, '06			Mike Lewis	1981	John Nasgovitz	1935
Dave Hochschild	1984, '85	~K~		Lowell Littaritz	1954, '55	George Nauert	1932, '33
George Hoe	1917, '20	Kalombo Kadima	2000, '01, '02, '04	Ed Lodish	1943	Cleam Neacy	1919, '20
Henry Hoeller	N/A	Tom Kamens	1936, '37, '38, '39	Douglas Loth	1956	Jim Needles	1982, '83
Steve Hoelzel	2006	Pete Kamuchey	1955	Gary Luck	1970, '71	Jerry Neitzel	1961, '62
Jonh Hogan	1907, '08	John Kaney	1896	LwINDOWSKI	1967	Lee Neitzel	1962, '63, '64
Al Hohler	1932, '33, '34, '35	Peter Karle	1997	J.R. Lyle	2014, '15, '16	Duane Nelson	1977, '78, '80, '81
Jared Hokenson	2004	Al Kastelich	1950			Scott Netzel	1954, '55, '56, '57
Anthony Holley	1997	Earl Kastelich	1958	~M~		Jack Neumann	1942
Frank Holt	1903, '04	Brodney Kennard	1997	Fred Maas	1967, '68	Syl Neson	1973
Fred Holt	1902, '03	Harvey Keller	1959	William Mally	1958	Dayton Newton	1940
Zach Holt	2007, '08, '09	Paul Keller	1898	Bob Mann	1952	Thierno Niang	2013, '14
Raymond Holsinger	1916	Kyle Kelm	2011, '12, '13, '14	Mike Maren	1963	Esek Nichols	1896
Luke Homan	2004, '05	Tom Kenny	1901, '02	Louis Marino	1946	Walter Nichols	1914, '15
Dave Hoppe	1983	Paul Kescnovitz	1937, '38	Ed Markunas	1958, '61, '62	Damion Ninkovic	1998, '99
A. Houghton	1902	Jack Ketter	1939, '40, '41	Andy Maroff	1943	Raymond Nixon	1975
Joe Hrovat	1955	George Kibbe	1919	Robert Martin	1937, '39	Erv Nowicki	1943
Willie Hubanks	1983, '84	Kyle Kickert	1999	Kevin Massiah	2006, '07	Brian Nyenhuis	1978, '79
Dan Huicke	1974	Mike Kiedrowski	1969	Jon Matenhoff		Raymond Nykaza	1974
Michael Hughes	1994	Roy King	1999	Sam Mauldin	2007	Roy Nyloaza	1973
Paul Humke	1933, '34, '35	George Kitchen	1936	Pat McCabe	1995, '96, '97, '98	Bryce Nze	2017
Robert Humke	1933, '34	Jim Klabunde	1956, '58	Ja'Rob McCallum	2010, '11	~O~	
Lewis Hunt	1917	Kleinhaus	1961	Ed McCants	2004, '05	Roland Olenchek	1951
Scott Hutchinson	1983	Roman Kleinmann	1933, '34, '35	JayQuan McCloud	2016	Elmer Oloizia	1941
		Harry Klink	1963, '64	Jason McCoy	2005, '06	Tom O'Loughlin	1985
~I~		Bill Klopp	1963	Von McDade	1991	Drew Olson	1986
Joe Iacolucci	1932	Dick Kloster	1939	Otto McDuffie	1996, '97	Bill Olson	1972
		Harold Knopp	1914, '15	Gerald McDermott	1951, '52, '53	O'Neil	1939
~J~		Will Knoelk	1902	Don McFadden	1950, '51, '52	Al Osterndorf	1953, '54, '55
George Jablonski	1939, '40, '41, '42	Bill Knop	1950	Edward McGrath	1896	Falge Ottnar	1904
Byron Jackson	1989, '90, '92, '93	Dick Kloster	1939	William McGrath	1896, '97	Dirk Otto	1959
Donte Jackson	1998	Harold Kneser	1946	Myles McKay	2006, '07		
Charles Jacobs	1937	Mike Knezevich	1940	Britton McKinley	1914, '15	~P~	
Glenn Jahnke	1951, '52	Tom Kneusel	1956, '57, '58, '59	Joe McLin	1990	Mark Pancratz	2002, '03, '05, '06
Deion James	2008, '09	Dennis Kocs	1964, '65	Roger McMeen	1957	Brett Page	1984
Robert Jammer	1976, '77	Dennis Koehler	1961, '62, '63	Mike McNabb	1986, '87, '88	Dylan Page	2001, '02, '03, '04
Dick Janisch	1950, '51	Harry Kolmas	1934, '35	Steve McWhorter	2014, '15	J.J. Panoske	2013, '14, '15, '16
Glen Janke	1951, '52	Dick Kolo	1948	Bill Megna	1951	Galen Parker	1930
John Jankowski	1941, '42	Kopp	1967	Tony Meier	2009, '10, '11, '12	Kenny Parker Jr.	1997, '98
Lawrnece Jansky	1937, '38, '39	Dave Korpella	1952	James Meigs	1914, '15	Bruce Parsons	1951, '52
Robert Jasna	1957, '58, '59	Raymond Kotz	1956	Noren Merritt	1976, '77	Paige Paulsen	2007, '08
Fritz Jehn	1946	James Kowalski	1954	Charles Meyers	1933	Hugo Pauly	1896
Pete Jensen	1944	Leo Kratz	1942, '43, '47, '48	Phil Michalovitz	1964, '65, '66	Paulsen	1960
Dan Jindra	1956	Roger Kriete	1962, '63	Phil Middleton	1950	Tom Pautsch	1950, '52
Bob Johnson	1966	Wayne Krueger	1952, '53, '54, '55	Nate Mielke	2002, '03, '04	Bruce Payton	1986
Roderick Johnson	1996, '97	Ray Krzuska	1938, '39, '40, '41	Benjamin Miller	1914, '16	Doug Peller	1988, '89
Dan Johnson	1997, '98, '99	Thomas Kubiak	1954	Michael Minning	1995	Joe Perez	1953, '54, '55, '56
Jeremy Johnson	2017	Dave Kuecherer	1961, '62	John Miota	1959, '60	Ray Perine	1990, '91, '92, '93
Jordan Johnson	2016	Bob Kuhlman	1950, '51	Steve Miskey	1984	Dave Perinovic	1959
Rusty Johnson	1991, '92	Rob Kukla	1988, '89	Jack Misorski	1958, '59, '60	Gary Perkins	1965
Scott Johnson	1987, '88, '89, '90	Bob Kupfer	1946	Jack Mitchell	1914	Harvey Peters	1953
Johnson	1921			John Mitchell	1915	Baylor Peterson	2016, '17
Johnson	1928	~L~		Marc Mitchell	1992, '93	Gunnar Peterson	1936, '37
Albert Jones	1976, '77, '78, '79	Bryan LaFave	1999	Ken Moe	1958	Donald Phillips	1937, '38, '39, '40
Booker Jones	1979	Clay Lamberton	1906, '07, '08	Pat Monahan	1951	Richard Pierron	1904, '05
Carlton Jones	1917	Rob Larsen	1980	Malcolm Moore	2014	Larry Pikes	1976, '77
Kevin Jones	1982, '83	Larson	1968	Harold Morgan	1918, '20	Steve Pitrof	1981, '82, '83, '84
George Jones	1900	Dennis Lauber	1971	William Morgan	1916	Mark Pitzo	1975
Paul Jones	1920, '21	Wally Lawton	1939, '40	Cecil Morries	1969, '70	Ron Plahmer	1969, '70, '71
Ronnie Jones	2000, '01, '02, '03	Harold Lee	1972, '73	Duane Morris	1948, '50	Wayne Plinksa	1957, '58

# All-Time Letterwinners

**The all-time roster is developed from rosters on file in the UWM Sports Information Office. If you have any additions or corrections for the list, please e-mail them to [czills@uwm.edu](mailto:czills@uwm.edu).**

Al Podolalo 1950  
Adolph Pokras 1922  
Willits Pollock 1910  
Poole 1921  
Maurice Poole 1988  
Burleigh Porte 2009, '10  
Raymond Porter 1913  
Mickey Postorino 1966, '67, '68, '69  
John Potter 1898  
Marvin Powell 1973, '74  
Alex Prah 2015, '16, '17  
Brett Prah 2015, '16, '17  
James Price 1918  
Larry Price 1971  
Willis Price 1974, '76  
Dave Prinovic 1959  
William Proffitt 1946  
Chris Pulliams 1997  
Putchinski 1939

## ~Q~

Jack Quinlevan 1980  
John Quirk 1985

## ~R~

Dennis Radabaugh 1965  
William Rahl 2000  
Joe Rahn 1948  
Jerry Rakowski 1950  
Clarence Rasmussen 1915  
Jack Raymond 1962  
Luther Reagan 1940  
Frank Reak 1924  
Tom Rebholz 1958, '60, '61, '62  
Larry Reed 1960, '65, '66, '67  
Tom Reikowski 1966, '67, '68, '69, '70  
David Reinheimer 1956  
Perry Reynolds 1929  
Evan Richard 2012, '13, '14, '15  
Bruce Richardson 1951  
Wally Ricke 1946  
Tim Ricks 1993, '94  
Marsh Rieboldt 1941, '46  
Dexter Riesch 1967, '68, '69, '70  
Don Disci 1951  
Marvin Risner 1971  
Dean Risseauw 1963  
Archie Roberts 1974, '75  
Deonte Roberts 2008, '09, '10  
Mitch Roelke 2011, '12, '13, '14  
William Rogan 1910, '11  
Roy Rogers 1898  
Warren Rohn 1947  
Andy Ronan 1989, '90  
Derek Rongstad 2016, '17  
Joe Rosenberg 1932

Arnold Ross 1919, '20, '21  
Billy Ross 1989  
Mike Ross 1983  
Keith Rosser 1979, '81  
Erv Rother 1946  
Willard Rudiger 1935, '36, '37  
Clarence Ruehle 1925, '26  
Hans Ruenzel 1902, '03  
Reinhardt Ruhnke 1900  
Jack Runkel 1925, '26, '27  
Matt Ryan 2001  
Will Ryan 2002  
Jerry Ryerson 1948, '50

## ~S~

Rob Sanders 2002, '03, '04, '05  
Walter Sawyer 1924  
Wilbert St. Julien 1972, '73  
John Schafer 1991  
Lee Schekenberg 1908, '09, '11  
Harold Schee 1921  
Fred Schlatter 1911  
Russ Schmelzer 1977  
Russ Schlundt 1976, '77, '78, '79  
Ray Schmidt 1932, '33  
Kermit Schweers 1922, '23, '24  
Wally Schloerke 1944  
William Schommer 1931  
Nathan Schrameyer 1994, '95, '96  
Chester Schroeder 1942, '43  
Bill Schroeder 1929, '30, '31  
Erik Schten 1986, '87, '88  
Hilton Schuh 1917  
Chuck Schultz 1961  
Harry Schulze 1953  
Joe Schultz 1991, '92  
Otto Schultz 1936  
Norm Schulze 1950  
Jim Schweitz 1940  
Ralph Seefeld 1943  
Robert Seeger 1935, '36, '37, '38  
Fred Seidl 1901  
Edward Seifert 1912, '13  
Dick Shapiro 1943  
Marcus Skinner 2007, '08  
Keith Siegel 1998  
Siegert 1966  
William Simmonis 1898  
Ernest Simonis 1896  
Eugene Sims 1992, '93, '94  
Jim Skarda 1969, '70  
James Skewes '11  
Lester Skornicka 1930, '31  
Wellington Smart 1933  
John Smilanich 1984, '85, '86  
Avery Smith 2006, '07, '09  
Frank Smith 1942, '43  
Jutiki Smith 1994, '95, '96  
G. Smith 1901  
Shannon Smith 1995, '96  
Wes Smith 1950, '51  
Sam Sokol 1944  
Tim Sonnentag 1985  
Sorce 1964  
Patrick Souter 2010, '11  
Mike Sowder 2000, '01  
Ed Sparks 1972  
Howard Spangenberg N/A

Allen Spears 1993  
Spencer 1965  
Nelson Spencer 1975  
Brent Sporleder 1972, '73  
Walter Sprangers 1935, '36  
Akeem Springs 2015, '16  
Jerry Stanzer 1954, '55, '56, '57  
Don Stapleton 1929, '33  
Jimmy Stamas 2015  
Ron Stanton 1958, '59, '60, '61  
Joe Starck 1965  
Staron 1928  
Corey Statham 1993, '94  
Jack Steel 1946  
Dick Steffan 1953, '54  
Rich Stejskal 1988, '90  
Alvin Stengel 1905  
Klaus Sterzik 1983  
Bob Steskal 1943  
Deyan Stojanovich 1993  
Harry Stoll 1922, '23  
Stoltz 1967  
Paul Stothart 1912, '13  
Arthur Strange 1914, '15  
Craig Streff 1963  
Dan Studer 2015, '16, '17  
Brock Stull 2016, '17  
Roger Suntner 1953  
Suttle 1966  
Robert Sweet 1937, '38  
George Swessel 1950  
Charlie Swiggett 2007, '08, '09  
Leif Svanoe 1934, '35

## ~T~

Ed Taibl 1941, '43  
Warren Tamms 1942  
George Tandy 1972, '73  
Kirk Tatge 1976, '77, '78, '79  
Terry Taylor N/A  
Hollins Terry 1987  
Ted Tetzlaff 1939, '40, '41  
Richard Tews 1936, '37, '38  
Robert Thompson 1901  
Ryan Thornton 2007  
JoJo Thruston 1977  
Matt Tiby 2014, '15, '16  
John Tierney 1943  
Adrian Tigert 2002, '04, '05, '06  
Clem Tilton 1939  
Don Toffe 1946  
Larry Treadwell 1998, '99  
Ricky Trotter 1979, '80  
Clay Tucker 2000, '01, '02, '03  
Joah Tucker 2004, '05, '06  
Maurice Turner 1986, '87, '88, '89  
Tenus Tuttrup 1919  
Michael Tyler 2010  
Scotty Tyler 2016

## ~U~

Barry Umbs 1967, '68, '69  
Glen Ulrichsen 1946, '49

## ~V~

Leroy Van Dale 1931  
Phil Vanderhyden 1969  
Al Van Mullen 1984

Dave Vincent 1958, '59, '60, '61  
Ken Voight 1962  
Kevin Volbert 1977  
Harold Van Horne 1928, '29, '30  
Al Van Scooter 1962

## ~W~

Ossie Wadewitz 1943  
Earl Wagner 1953, '54  
Al Walker 1976, '77, '78  
Riley Walker 2010  
Charles Wall 1923  
Gene Walrath 1926, '27, '28  
Harven Warren 1975  
Don Weaver 1948  
Robert Weber 1930, '31  
Weber 1963  
Dave Weber 1980  
Robert Weaver 1948  
Gerald Weichmann 1953  
Dan Weisse 2000, '01, '02, '03  
West 1920  
Henry Westendorf 1957  
Wetzel 1928  
Reggie Wheeler 1998, '99, '00, '01  
Dave Whelan 1944  
Harold White 1926, '27  
Trinson White 2014, '15  
Wickerman 1963  
Cody Wichmann 2014, '15, '16, '17  
Bruce Wienke 1962  
Tom Wilbern 1966  
Robert Wilhelmi 1956  
Edgar Williams 1972, '73  
Kaylon Williams 2011, '12  
Randy Williams 1979  
Willis 1968  
Jerry Willis 1972, '73, '74  
Ron Wilman 1963  
Dave Wilson 1984, '85  
Derrick Wimmer 2005, '06  
John Windler 1966  
Ron Winkler 1963  
Jerome Winn 1939, '40, '41  
Jose Winston 2003  
Winters 1961  
Earl Witte 1916, '17  
Earl Witte 1962  
Bob Wittman 1987  
Christian Wolf 2011, '12, '13  
H. Wolter 1919  
Kerry Worthham 1980  
Fred Worthington 1903, '04  
Bob Wright 1971, '72  
Clarence Wright 1988, '89  
James Wright 2001, '02, '04, '05  
Steve Wright 1996  
D. Wuff 1922  
Allen Wukl 1951, '52, '53

## ~X~Y~Z~

Tyrone Young 2006  
Ken Zach 1958, '59, '60  
Mike Zingale 1925  
Robert Zuppke 1901

**William G. Appleby**  
**Class of 1956 • Inducted 1979**

Appleby was recognized mainly for his efforts in track, though he also played basketball at UWM. He was UWM's first track athlete to compete in a national decathlon, performing in the 1955 National Decathlon and the 1956 Olympic Trials and Kansas Relays.

**Kenneth L. Buehler**  
**Class of 1942 • Inducted 1974**


Buehler was a three-time all-conference honoree in basketball. In fact, he was the league's leading scorer for two seasons. He was also a football star at the school.

**Sam J. Castagna**  
**Class of 1949 • Inducted 1990**

Castagna was a four-year letterman in football and a two-year letterman in basketball. He was a member of the MSTC championship football teams in 1946 and 1947.

**Richard C. Cox**  
**Class of 1974 • Inducted 1988**

Cox was a four-year letterwinner in basketball. He was a two-time most valuable player and leading rebounder. He was also named UWM's Senior Athlete in 1974.



**Henry J. Davis, Jr.**  
**Class of 1972 • Inducted 1992**

Davis was a three-time letterwinner in basketball. He captained the team for two seasons and was the leading scorer and rebounder his junior year.

**Arthur L. Derksen**  
**Class of 1951 • Inducted 1990**

Derksen played three years of basketball but earned his recognition for football. As a full-back he was a member of the WSC conference champion team in 1947. He was also a member of the WSC All-Conference team in 1950.

**About The Bud K. Haidet Athletic Hall of Fame**

The University of Wisconsin-Milwaukee Bud K. Haidet Athletic Hall of Fame, renamed to honor the former Athletic Director in 2009, has inducted 199 members since starting to recognize former student-athletes and coaches in 1972. Each year, a panel of athletic administrators and alums solicit nominations for honorees, and the panel decides on that year's inductees. Former student-athletes, coaches and administrators are also eligible for consideration. The former student-athletes listed on these pages all played basketball at Milwaukee, though some may have earned their status as a UWM Hall of Famer through the accomplishments in other sports while at the University. The most recent men's basketball inductee into the Hall of Fame was Joah Tucker, who was inducted in 2014.

**James Dietrich**  
**Class of 1957 • Inducted 1976**

Dietrich earned four letters in basketball and two in baseball at UWM. Upon graduation, Dietrich went on to become a basketball coach in the Manitowoc area, first as an assistant at Manitowoc Lincoln and then as the head coach. In 1964, he took his team to the state tournament and won the consolation championship.

**Robert E. Eckenrod**  
**Class of 1942 • Inducted 1976**

Eckenrod was the first 12-letter winner in the school's history, earning four letters apiece in three sports - basketball, football and track. Better known for his efforts in football and track, Eckenron also played basketball.

**Frank Ernst**  
**Class of 1933 • Inducted 1982**

Ernst played forward/center on the 1931, 1932 and 1933 basketball teams. He also competed in the high jump and pole vault on the track team and played football. Ernst set what was the state record in the high jump at the time, recording a leap of 6'1".

**Terry M. Fredenburg**  
**Class of 1968 • Inducted 1981**

Fredenburg earned seven letters at UWM, four in football and three in basketball. He was mainly known for his play on the gridiron, earning MVP honors in 1967 and 1968. He won the Herman Kluge Award in 1968 and was sixth in the NCAA for receiving in 1966 and 1967.

**Walter G. Fricke**  
**Class of 1949 • Inducted in 1976**

Fricke won five letters in basketball, four in football and one in track, earning all-league honors throughout his career.

**Erwin Gerboth**  
**Class of 1931 • Inducted 1985**

Gerboth was a center on the basketball team, though was known for his football and track exploits. He played on football teams that won conference championships in 1929 and 1930. The track team won state titles all three years he competed and he set records in the shot put and discus.

**G. Arnold Gother**  
**Class of 1932 • Inducted 1980**

Gother won seven letters during 1929 and 1930. He was an all-conference player in football and basketball, along with earning awards as the most outstanding golfer and wrestler. He never lost a football game in his career at the school.

**Gerald Grohowski**  
**Class of 1963 • Inducted 1977**

Grohowski scored 1,684 points in his four years, sending him to the top of the UWM scoring charts at the time. During his career, UWM won 56 and lost 27 and played in a NCAA Regional. He was named WSC All-Conference three times and received small college honorable mention in 1961.





**Jerome Gunville**  
**Class of 1939 • Inducted 1985**

Gunville won nine letters from Milwaukee State Teachers College in track, basketball and football between 1936-39. He was the state conference pole vault champ in 1939 and won the Coach's Award in football as the most improved player that same year.

**Thomas D. Hanrahan**  
**Class of 1957 • Inducted 1989**

Hanrahan was a basketball standout for Milwaukee State Teachers College and UWM from 1951-'54 and returned in 1956-'57 after serving two years in the armed forces. A small college honorable mention All-American, Hanrahan was a two-time co-captain and set the record for most points scored in one game with 33 in 1953-'54. In that same game, he also set a record for most free throws made with 15.

**Raymond J. Heim**  
**Class of 1955 • Inducted 1985**

Heim competed in football, baseball, basketball and track for Milwaukee Extension. He was captain of the football and baseball teams, and won a special award from the Wisconsin Alumni Club in 1954 as the Extension Center's Football Athlete of the Year. Heim was inducted into the Wisconsin High School Football Coaches Association Hall of Fame in March of 1985 after compiling a record of 103-55-6 in 20 years of coaching.

**Bruce Hendley**  
**Class of 1933 • Inducted 1993**


A 1933 graduate at Milwaukee State Teachers College, Hendley received four letters in basketball. He was captain of the team in 1930.

**Albert A. Hohler**  
**Class of 1935 • Inducted 1990**

Hohler played football and basketball for Milwaukee State Teachers College from 1931-35. He was captain of the 1933 and 1934 basketball teams and was named on the conference all-star team both years.

**Paul D. Humke Sr.**  
**Class of 1936 • Inducted 1979**

Humke was selected to the Wisconsin State Teachers College Conference All-State Team three times. He was co-captain of a team that won the conference title and represented the state in the National AAU tournament in Denver, Colorado. Humke also played tennis and ran track.



**George Jablonski**  
**Class of 1942 • Inducted 1978**

Jablonski earned nine letters as a member of conference championship teams in both football and basketball. He was awarded the MSTC Blanket Award for his gridiron and court exploits and also served as president of his junior and senior class.

**Glenn A. Jahnke**  
**Class of 1953 • Inducted 1993**

Jahnke won eight letters- four in track, three in cross country and one in basketball. He was a member of four state college championship teams and four state indoor championship teams.

**George Kibbe**  
**Class of 1921 • Inducted 1974**

Kibbe was a standout in both football and basketball at the Milwaukee Normal School. After graduation Kibbe assisted in organizing alumni and lettermen groups and helped promote the athletic program. After his death in 1949, an annual award was given in his name to the student-athlete who best typified his qualities.

**Thomas C. Kneusel**  
**Class of 1959 • Inducted 1975**

Kneusel led his team in scoring as a freshman and made the record books for career scoring with 1,565 points. He also ranks second for the most points scored in a single game. Kneusel earned four letters during his intercollegiate career and twice was named team captain.

**Leo Kratz**  
**Class of 1948 • Inducted 1973**

Kratz earned a total of 13 varsity letters, including five in basketball. He was an "Honor Ten" graduate and was named recipient of the Robert Ames Award as the outstanding senior in 1948. He captained the 1946-47 basketball squad.



**Raymond R. Krzoska**  
**Class of 1941 • Inducted 1995**

Krzoska was captain of the 1940-41 team that posted an undefeated season. He also played on two championship football teams and became the first player from the school to play pro basketball. He then served as UWM's head coach from 1963-70, just one of the jobs he held at UWM.

**Kenneth R. Lemmer**  
**Class of 1951 • Inducted 1977**

Lemmer earned 12 letters and captained three sports during his career at UWM. Lemmer was named all-conference in basketball and he played in the National Industrial League after his graduation. He was also a conference champion in track.

**Lowell E. Littaritz**  
**Class of 1954 • Inducted 1983**

Littaritz won seven letters, though just one came in basketball. He was known for his football efforts, starting for four years and earning all-conference honors in 1953. He captained the team in 1953 and 1954. In basketball, Littaritz was injured in 1953 but lettered in 1954. He won the Kibbe Award for his achievements in 1954.

**Harold "Zip" Morgan**  
**Class of 1920 • Inducted 1973**

Morgan was known mainly for his quarterback play on the football field but also captained the basketball team for two years, sandwiched around his service for the U.S. Navy. He then made contributions to the city of Milwaukee, serving as Director of Municipal Athletics for 42 years.

**Scott D. Netzel**  
**Class of 1957 • Inducted 1977**

Netzel became one of UWM's first all-conference stars when he was named to the WSC basketball team in 1956. He lettered four times in basketball, where he was all-conference and team captain as a forward. He played end and tackle for three years on the football team and twice lettered in track as a shot putter.

**Larry Reed**  
**Class of 1967 • Inducted 2000**

Reed played basketball for the Panthers in 1959-60 and 1964-67. He won the Kluge Award at UWM. He led the team in scoring and rebounding during his sophomore, junior and senior year. Reed holds school records in career scoring with 1,693 points and rebounds with 1,529 boards. He is one of only two Panthers to mark over 1,000 in both categories and in 1964 was invited to try out for the Olympic team.

**Thomas E. Reikowski**  
**Class of 1970 • Inducted 1987**

Reikowski was the leading scorer and rebounder in 1968-69 on the UWM men's basketball team. He captained the team during the 1969-70 season. As a forward, he is still in the top 10 for career scoring with 1,458 points.

**Dexter Riesch**  
**Class of 1970 • Inducted 1981**

Riesch (pictured at upper right of page) starred in basketball as a forward and led the team in scoring three years. He captained the squad his senior year and was named MVP one year. Riesch was also a two-time letterwinner in track.

**W. Jess Rudiger**  
**Class of 1937 • Inducted 1975**

Rudiger earned nine letters in cross country, basketball and track at Milwaukee State Teachers College. He was twice named captain of the basketball team and earned all-conference in basketball. Rudiger was also a three-time conference champion in the two-mile run.

**James R. Skarie**  
**Class of 1970 • Inducted 1987**

Skarie only played basketball as a freshman at UWM, then made a name for himself on the football field. He set school records for passes completed in a game (28), yards gained passing in a season (1,387), touchdown passes thrown

in season (12) and passing percentage during season (.589).

**Shannon Smith**  
**Class of 1996 • Inducted 2001**

Smith starred during the 1994-95 and 1995-96 seasons for the Panther basketball program. Despite playing just two seasons, Smith is the fourth-leading scorer in UWM's Division I history while also ranking in the top five all-time in career scoring average, field goals made, field goals attempted, free throws made and free throws attempted. During the 1994-95 season, Smith averaged 24.5 ppg and set school records for free throws made and attempted during a single season.

**Jerry Stanzer**  
**Class of 1957 • Inducted 1973**

Stanzer earned a total of 12 varsity letters while at UWM, setting individual records in basketball while also starring in football and track.

**Joah Tucker**  
**Class of 2006 • Inducted 2014**


Tucker was one of the most accomplished players in Milwaukee men's basketball history despite playing only three seasons (2003-06) for the Panthers after transferring from Bradley University. The 6-foot-5 guard/forward led Milwaukee to three postseason appearances in his three years and during the 2005 NCAA Tournament, he averaged a whopping 25.3 points per game in helping the Panthers reach the Sweet 16.

**Dave P. Vincent**  
**Class of 1961 • Inducted 1979**

Vincent earned four letters in basketball and was named to the state all-conference team his junior and senior years. He was second in conference scoring and his four-year point total of 1,221 placed him in the UWM scoring record book.

**Kenneth Zach**  
**Class of 1960 • Inducted 1988**

A starting guard on the UWM basketball team, Zach is still among the top 20 all-time scorers at UWM. A three-time letter winner, Zach was a member of the conference championship team in 1960 that competed in the NCAA tournament for the first time in UWM history. He was the second-leading scorer as a sophomore before leaving school to join the service in 1960.



**David O. Nicholas**  
**Family Scholarship**

The David O. Nicholas Family Scholarship, created by David and Lori Nicholas, is the first endowed scholarship created for the men's basketball program. The gift donated to create the scholarship was in excess of \$250,000.

The scholarship, created in 2003, is awarded annually to a men's basketball student-athlete from Wisconsin who exemplifies athletic and academic leadership qualities.

2003-2004	Kalombo Kadima
2004-2005	Adrian Tigert
2005-2006	Joah Tucker
2006-2007	Nick Hansen
2007-2008	Allan Hanson
2008-2009	Jason Averkamp



# 2013-14

21-14 Overall • NCAA Tournament First Round

Head Coach: Rob Jeter



No	Name	Pos	Ht	Wt	Yr	Hometown
1	Jordan Aaron	G	5-10	160	Sr.	Bronx, NY
2	Akeem Springs	G	6-4	210	So.	Waukegan, Ill.
3	Kyle Kelm	F	6-9	225	Sr.	Randolph, Wis.
4	Malcolm Moore	F	6-7	230	Sr.	Iowa City, Iowa
5	Cody Wichmann	G	6-5	210	Fr.	Pulaski, Wis.
10	Thierno Niang	G	6-1	205	Sr.	Dakar, Senegal
11	Connor Weas	G	6-4	180	So.	Whitefish Bay, Wis.
15	Trinson White	G/F	6-5	190	Jr.	Milwaukee, Wis.
20	Mitch Roelke	G	6-0	170	Sr.	Waunakee, Wis.
21	Dan Studer	F	6-7	230	So.	Germantown, Wis.
22	Evan Richard	G	6-2	175	Jr.	Kieler, Wis.
23	J.J. Panoske	F	6-10	225	So.	Brodhead, Wis.
25	Steve McWhorter	G	6-2	185	Jr.	Racine, Wis.
30	J.R. Lyle	G	6-2	175	So.	Kansas City, Mo.
31	Matt Tiby	F	6-8	230	So.	Urbandale, Iowa
33	Quinton Gustavson	F	6-9	200	Sr.	Racine, Wis.
34	Austin Arians	F	6-6	200	So.	Stoughton, Wis.
50	Brett Prah	F	6-9	225	Fr.	East Troy, Wis.
52	Alex Prah	F	6-9	225	Fr.	East Troy, Wis.

## NCAA First Round Buffalo, N.Y. • March 20, 2014

UWM	FG-FGA	3F-3FA	FT-FTA	RB	PTS
Kelm	4-10	0-1	0-0	4	8
Tiby	2-4	1-1	5-6	4	10
Arians	6-15	4-10	1-2	5	17
Aaron	1-15	0-7	4-4	6	6
McWhorter	1-8	0-2	1-2	2	3
Moore	1-3	0-1	0-1	3	2
Wichmann	0-0	0-0	0-0	0	0
Niang	0-0	0-0	0-0	0	0
Roelke	0-0	0-0	0-0	0	0
Richard	0-1	0-0	0-0	0	0
Panoske	2-2	1-1	0-0	6	5
Lyle	1-5	0-1	0-0	3	2
Gustavson	0-0	0-0	0-0	0	0
Totals	18-63	6-24	11-15	37	53

Villanova	FG-FGA	3F-3FA	FT-FTA	RB	PTS
Pinkston	4-8	0-0	5-7	8	13
Ochefu	1-4	0-0	2-2	9	4
Hilliard	6-11	1-4	3-3	1	16
Arcidiacono	1-4	0-2	0-1	4	2
Bell	5-14	0-8	2-2	7	12
Jenkins	4-7	3-4	0-0	3	11
Hart	5-8	0-2	1-1	7	11
Chennault	2-2	0-0	0-0	1	4
Reynolds	0-0	0-0	0-0	0	0
Ennis	0-4	0-3	0-0	2	0
Totals	28-62	4-23	13-16	46	73

	1	2	TOT
UWM	23	30	53
VILLANOVA	27	46	73

Milwaukee claimed its third postseason berth in four years and the Panthers' fourth NCAA Tournament appearance with a Horizon League Tournament title run to remember.

The Panthers claimed the 2014 Horizon League Tournament title with a stirring run of four wins in eight days, including victories at top-seeded Green Bay and at third-seeded Wright State. Just as impressive is the fact Milwaukee led by double digits in each of the four games and led wire-to-wire in wins over Valparaiso and Wright State. In fact, Milwaukee was ahead for 155:31 of the 165:00 minutes it played in the tournament, trailing only for 4:02 vs. Detroit and 5:27 vs. Green Bay. The tournament title was Milwaukee's fourth, while the Panthers became the first-ever five seed to win the league crown.

As one would expect after winning the tournament title, the Panthers dominated the all-tournament team. Jordan Aaron earned tournament most valuable player honors

11/8	at Loyola	L	76-72
11/11	at Davidson	W	81-77
11/15	vs. San Jose State #	W	64-61
11/16	vs. James Madison #	W	77-66
11/17	at Northern Illinois #	W	82-69
11/19	DePaul	L	80-71
11/23	at Tennessee Tech	W	70-63
11/26	Judson	W	89-56
11/30	at UMKC	W	84-79
12/3	Northern Iowa	W	83-72
12/7	Bradley ^	W	73-67
12/11	at Wisconsin	L	78-52
12/21	vs. Northeastern @	L	62-59
12/22	vs. Alabama State @	W	67-54
1/2	Youngstown State*	W	82-76
1/4	Cleveland State*	L	77-49
1/8	at Oakland*	W	84-75
1/12	Green Bay*	L OT	93-86
1/16	at UIC*	W	67-63
1/18	at Valparaiso*	L	75-62
1/21	at Wright State*	L	73-57
1/24	Detroit*	L	73-54
1/30	Wright State* ^	W	68-64
2/2	Oakland* ^	W	86-64
2/8	at Green Bay*	W	73-63
2/15	Valparaiso*	L	77-62
2/20	at Youngstown State*	L OT	88-83
2/22	at Cleveland State*	L	74-50
2/25	UIC*	L	80-58
2/27	at Detroit*	W	68-62
3/4	Detroit \$	W	83-73
3/7	vs. Valparaiso !	W	74-57
3/8	at Green Bay !	W	73-66
3/11	at Wright State %	W	69-63
3/20	vs. Villanova &	L	73-53

\* - Horizon League game; ^ - Klotsche Center  
# - NIU Invitational (DeKalb, Ill.)  
@ - Westin Holiday Classic (New Orleans, La.)  
\$ - Horizon League Tourney (Milwaukee, Wis.)  
! - Horizon League Tourney (Green Bay, Wis.)  
% - Horizon League Tourney (Dayton, Ohio)  
& - NCAA Tournament (Buffalo, N.Y.)

after averaging 20.5 points per game in the four wins. Included in the run was a 28-point effort in the win over Green Bay. Kyle Kelm and Matt Tiby also earned all-tournament recognition. Kelm had 20 points in the title game and Tiby had a double-double of 15 points and 10 rebounds in the semifinal win at Green Bay.


The league tournament run pushed Milwaukee to the 20-win plateau for the third time in five seasons. Milwaukee's 13-win increase from the prior season marked the best year-to-year improvement in the country, and UWM was the only team in the NCAA Tournament that finished last in its league the year prior.

After putting up a valiant effort in the first half in trailing by just four at the break, UWM saw Villanova break open a close game over the final eight minutes en route to a 73-53 win in the first round of the NCAA Tournament.



2011-12

20-14 Overall • College Basketball Invitational  
Head Coach: Rob Jeter



No	Name	Pos	Ht	Wt	Yr	Hometown
1	Ja'Rob McCallum	G	6-0	170	Jr.	Marion, Ind.
2	Kaylon Williams	G	6-3	185	Sr.	Cedar Rapids, Iowa
3	Kyle Kelm	F	6-9	210	So.	Randolph, Wis.
4	Ryan Allen	G	6-3	200	Sr.	South Holland, Ill.
5	Shaquille Boga	G	5-11	170	Fr.	St. Louis, Mo.
14	Paris Gulley	G	6-2	170	Jr.	Peoria, Ill.
15	Demetrius Harris	F	6-7	230	Jr.	Jacksonville, Ark.
20	Mitch Roelke	G	6-0	170	So.	Waunakee, Wis.
21	Tony Meier	F	6-8	210	Sr.	Wildwood, Mo.
22	Evan Richard	G	6-2	175	Fr.	Kieler, Wis.
23	J.J. Panoske	F	6-10	225	Fr.	Brodhead, Wis.
32	Lonnie Boga	G	6-3	200	Jr.	St. Louis, Mo.
33	Quinton Gustavson	C	6-9	200	So.	Racine, Wis.
42	James Haarsma	F	6-7	230	Jr.	Racine, Wis.
44	Ryan Haggerty	F	6-8	210	Jr.	Glen Ellyn, Ill.
45	Christian Wolf	F	6-9	250	Jr.	Kohler, Wis.

11/12	SW Minnesota St.	W	71-65
11/14	at Northern Illinois	W	59-57
11/18	IUPUI	W	62-49
11/20	Texas Southern	W	73-38
11/23	at Michigan State	L	55-68
11/26	at UALR	W	59-54
12/1	Loyola*	W	59-41
12/3	UIC*	W OT	73-71
12/5	at DePaul	W	87-76
12/10	at Northern Iowa	L	51-67
12/13	Wisconsin	L	54-60
12/17	Omaha^	W	86-50
12/22	at Marquette	L	50-64
12/29	at Valparaiso*	W	57-55
12/31	at Butler*	L	50-54
1/3	at Western Michigan	L	61-72
1/7	Green Bay*	W	64-63
1/12	Wright State*	W	58-38
1/14	Detroit*	W	84-74
1/20	at Youngstown State*	L	66-68
1/22	at Cleveland State*	L	57-83
1/26	Butler*	W	53-42
1/28	Valparaiso*	L	52-55
1/31	Youngstown State*	L	65-73
2/4	at Green Bay*	W	81-75
2/10	at Detroit*	L	57-58
2/12	at Wright State*	L	46-70
2/14	Cleveland State*	W	86-84
2/18	Fairfield	W	67-63
2/23	at UIC*	W	72-61
2/25	at Loyola*	W	78-69
2/28	UIC^ \$	W	68-55
3/2	vs. Butler %	L	49-71
3/13	at TCU &	L	73-83

\* - Horizon League game; ^ - Klotzsche Center

\$ - Horizon League Tourney (Milwaukee, Wis.)  
% - Horizon League Tourney (Valparaiso, Ind.)  
& - College Basketball Invitational (Ft. Worth, Tex.)

**CBI First Round  
Fort Worth, Tex. • March 13, 2012**

UWM	FG-FGA	3F-3FA	FT-FTA	RB	PTS
Meier	7-17	4-13	0-0	9	18
Haarsma	8-13	1-3	0-1	3	17
Allen	4-7	0-0	1-1	4	9
Boga	1-3	0-0	1-1	0	3
Gulley	2-10	1-6	0-0	4	5
Williams	4-10	1-4	5-10	4	14
Kelm	1-4	1-3	2-2	6	5
Haggerty	1-3	0-1	0-0	3	2
Totals	28-67	8-30	9-15	35	73

TCU	FG-FGA	3F-3FA	FT-FTA	RB	PTS
Crossland	0-0	0-0	0-0	0	0
Williams	4-7	1-2	6-9	7	15
Anderson	2-7	2-3	0-0	2	6
Thorns	3-7	2-5	5-5	7	13
Cadot	4-9	0-3	3-4	7	11
Fields	5-7	2-3	3-3	5	15
Butler	3-4	3-3	1-2	2	10
McKinney	1-2	0-0	0-0	0	2
Green	5-11	0-2	1-1	5	11
Totals	27-54	10-21	19-24	35	83

	1	2	TOT
UWM	30	43	73
TCU	38	45	83

The Panthers returned to the postseason for the second year in a row after collecting 20 victories.

The year started on an uptick for Milwaukee, as UWM won its first four games and then was 8-1 after a record-setting win at DePaul in early December. The victory in Chicago included a stellar 61.7 percent shooting effort. Tony Meier and Paris Gulley put their names in the record books in the win, each making all five of their three-point attempts.

A tough next run of games saw UWM stumble slightly. The Panthers had a great chance to beat in-state rival Wisconsin in front of more than 10,000 fans at the U.S. Cellular Arena but fell just short. UWM also opened 3-0 in league play but lost a

late lead at Butler. Still, Milwaukee put together a three-game winning streak in early January and found itself 6-1 and atop the Horizon League.

The Panthers then dropped six of their next eight games to seemingly fall out of the hunt. But, as always seems to be the case, Milwaukee saved its best basketball for the stretch run. A thrilling win over league frontrunner Cleveland State put the Panthers back on track and UWM wound up capturing five-straight victories heading into the second round of the league tournament.

For a second-straight year, Butler ended Milwaukee's search for an NCAA Tournament. Then, in the CBI, UWM fought hard but came up short at TCU.

# 2010-11

19-14 Overall • National Invitation Tournament

Head Coach: Rob Jeter



No	Name	Pos	Ht	Wt	Yr	Hometown
1	Ja'Rob McCallum	G	6-0	170	So.	Marion, Ind.
2	Kaylon Williams	G	6-3	185	Jr.	Cedar Rapids, Iowa
3	Kyle Kelm	F	6-9	210	Fr.	Randolph, Wis.
4	Ryan Allen	G	6-3	200	Jr.	South Holland, Ill.
11	Tone Boyle	G	6-4	195	Sr.	Middleton, Wis.
15	Patrick Souter	G	6-0	170	So.	Racine, Wis.
20	Mitch Roelke	G	6-0	170	Fr.	Waunakee, Wis.
21	Tony Meier	F	6-8	210	Jr.	Wildwood, Mo.
22	Evan Richard	G	6-2	175	Fr.	Kieler, Wis.
23	Anthony Hill	F	6-7	230	Sr.	Milwaukee, Wis.
30	Jerard Ajami	G	6-2	180	Sr.	Madison, Wis.
32	Lonnie Boga	G	6-3	200	So.	St. Louis, Mo.
33	Quinton Gustavson	F	6-9	200	Fr.	Racine, Wis.
34	Mitchell Carter	C	6-10	270	Sr.	Milwaukee, Wis.
42	James Haarsma	F	6-7	230	Jr.	Racine, Wis.
44	Ryan Haggerty	F	6-8	210	So.	Glen Ellyn, Ill.
45	Christian Wolf	F	6-9	250	So.	Kohler, Wis.

## NIT First Round Evanston, Ill. • March 16, 2011

UWM	FG-FGA	3F-3FA	FT-FTA	RB	PTS
Meier	7-9	5-7	0-1	4	19
Hill	4-9	0-1	3-3	8	11
McCallum	2-5	1-4	0-0	2	5
Boyle	3-15	2-12	0-0	2	8
Williams	4-8	3-7	0-0	5	11
Kelm	0-0	0-0	0-0	0	0
Ajami	0-0	0-0	0-0	0	0
Carter	0-0	0-0	0-0	0	0
Allen	3-3	0-0	1-1	2	7
Haggerty	0-2	0-2	0-0	2	0
Totals	23-51	11-33	4-5	29	61
NU	FG-FGA	3F-3FA	FT-FTA	RB	PTS
Crawford	3-9	0-3	0-0	5	6
Shurna	8-14	5-10	4-6	8	25
Mirkovic	1-2	0-0	2-2	8	4
Thompson	7-17	4-11	2-2	4	20
Marcotullio	3-12	3-9	4-4	5	13
Nichols	0-0	0-0	0-0	0	0
Hearn	0-0	0-0	0-0	0	0
Fruendt	0-1	0-0	0-0	2	1
Peljusic	0-0	0-0	0-0	0	0
Capocci	0-1	0-0	2-2	2	2
Curletti	0-2	0-1	0-0	1	0
Totals	22-58	12-34	14-16	37	70
	1	2	TOT		
UWM	26	35	61		
N'Western	38	32	70		

A great late-season surge sent the Panthers to the top of the Horizon League and back into the postseason for the first time in five years.

It didn't look like a postseason berth was in the cards for the Panthers in mid-January after Milwaukee lost back-to-back games to Loyola and Valparaiso. At that point, UWM sat 4-5 and in 7th place in the Horizon League, with the Panthers also sitting below .500 overall.

But what had been a roller coaster became a thrilling ride for Milwaukee over the next two months. The Panthers won at Butler Jan. 23 and that started a nine-game league winning streak. By mid-February Milwaukee had moved into league title contention and then on Feb. 16 the Panthers knocked

11/12	at Portland \$	L	80-60
11/13	vs. Florida Atlantic \$	L	85-76
11/14	vs. UC Davis \$	W	73-62
11/17	at Niagara	W	90-73
11/20	Northern Iowa	W	65-63
11/23	Western Michigan	L	67-55
11/27	Marquette	L	75-72
12/2	Youngstown State*	W	76-67
12/4	Cleveland State*	L	82-59
12/8	at Wisconsin	L	61-40
12/11	at South Dakota State	W	82-70
12/14	at DePaul	L	61-47
12/18	Bowling Green	W	72-69
12/30	at Wright State*	L	68-44
1/1	at Detroit*	W OT	84-81
1/3	Butler*	W	76-52
1/8	at Green Bay*	L	69-64
1/13	UIC*	W	87-75
1/15	Loyola*	L	71-65
1/21	at Valparaiso*	L	60-43
1/23	at Butler*	W OT	86-80
1/28	Detroit*	W	72-67
1/30	Wright State*	W	54-53
2/5	Green Bay*	W	88-75
2/10	at Loyola*	W	66-57
2/12	at UIC*	W	70-59
2/16	Valparaiso*	W	79-76
2/19	at Buffalo*	L	80-65
2/24	at Cleveland State*	W	87-83
2/26	at Youngstown State*	W OT	94-87
3/5	Valparaiso #	W	70-63
3/8	Butler #	L	59-44
3/16	at Northwestern &	L	70-61

\* - Horizon League game

\$ - AIA Classic (Portland, Ore.)

# - Horizon League Tourney (Milwaukee)

& - NIT First Round (Evanston, Ill.)

off then first-place Valparaiso at the U.S. Cellular Arena. A successful road trip to Ohio the next week then put Milwaukee over the top, as the Panthers officially clinched a share of the league crown and hosting rights for the league tournament with an overtime victory at Youngstown State.

UWM did beat Valparaiso in the semifinals of the league tournament at The Cell but came up just short in its quest for a fourth NCAA Tournament berth, falling 59-44 to Butler in the championship game. The Panthers still made their fifth NCAA Division I postseason appearance by qualifying for the National Invitation Tournament. UWM made the short trip to Evanston, Ill., for a battle with Northwestern of the Big Ten, pulling within six points late in the second half before falling, 70-61.



# 2005-06

22-9 Overall • NCAA Tournament Second Round  
Head Coach: Rob Jeter



11/15	at Memphis %	L	52-79
11/21	Upper Iowa	W	93-64
11/28	at Tennessee Tech	L	67-72
12/3	Saint Louis	W	82-71
12/6	at South Dakota State	W	76-51
12/10	Hawai'i	W	58-52
12/15	at Wisconsin	L	68-74
12/17	Green Bay*	W	80-60
12/21	Oakland	W	83-60
12/27	at Wyoming	W	84-69
12/30	at Montana	W	78-74
1/2	Cleveland State*	W	75-68
1/5	at UIC*	W	68-45
1/7	Butler*	W	64-59
1/11	Loyola*	W	78-75
1/14	at Green Bay*	L	77-84
1/18	at Detroit*	W	72-71
1/21	Wright State*	W	61-54
1/26	at Youngstown State*	W	78-70
1/30	at Loyola*	W	68-57
2/2	at Wright State*	L	54-59
2/4	at Butler*	L OT	60-63
2/9	Youngstown State*	W	98-57
2/11	at Cleveland State*	W	86-57
2/15	UIC*	L OT	86-94
2/18	Missouri State	L	72-63
2/21	Detroit*	W	76-57
3/4	Loyola &	W	80-66
3/7	Butler &	W	87-71
3/16	vs. Oklahoma \$	W	82-74
3/18	vs. Florida \$	L	60-82


\* - Horizon League game

% - Preseason NIT


& - League Tourney (Milwaukee)

\$ - NCAA Tourney (Jacksonville, Fla.)


No	Name	Pos	Ht	Wt	Yr	Hometown
1	Kevin Massiah	F	6-5	215	Jr.	Toronto, Ont.
2	Chris Hill	G	5-10	160	Sr.	Chicago, Ill.
3	Avery Smith	G	6-3	175	So.	Milwaukee, Wis.
4	Mark Pancratz	G	6-3	185	Sr.	Schaumburg, Ill.
5	Ricky Franklin	G	6-1	200	Fr.	Milwaukee, Wis.
10	Zach Holt	G	5-6	160	Fr.	Pulaski, Tenn.
12	Allan Hanson	G	6-0	170	So.	Wauwatosa, Wis.
13	Joah Tucker	F	6-5	220	Sr.	Milwaukee, Wis.
14	Derrick Wimmer	G	6-4	175	Jr.	Milwaukee, Wis.
20	Myles McKay	G	6-3	180	Fr.	Menomonee Falls, Wis.
21	Jason McCoy	F	6-9	192	Sr.	Houston, Tex.
22	Kaylan Anderson	G	6-5	195	Fr.	Toronto, Ont.
24	Boo Davis	G	6-3	195	Sr.	Chicago, Ill.
25	Paige Paulsen	F	6-7	220	Jr.	Custer, SD
33	Nick Hansen	F	6-6	210	Jr.	Appleton, Wis.
40	Michael Bendall	F	6-7	210	So.	Oconomowoc, Wis.
42	Tyrone Young	G	6-4	198	Jr.	Kansas City, Mo.
43	Steve Hoelzel	C	6-9	225	Jr.	Kaukauna, Wis.
44	Adrian Tigert	F	6-7	235	Sr.	Oshkosh, Wis.
50	Derrick Ford	C	6-10	240	Sr.	Toledo, Ohio



Joah Tucker



Boo Davis



Adrian Tigert




## Postseason Teams

Expectations were certainly high when the Panthers took the court for the 2005-06 season, but thanks to a stellar group of seniors and strong leadership from new head coach Rob Jeter, UWM again made noise on the national stage.

The season actually saw UWM drop two of its first three games, but the Panthers quickly recovered to win 11 of their next 12 outings. Included in the run was an impressive road sweep of Wyoming and Montana, as well as wins in the first five Horizon League games of the season.

The winning run ended with a loss on the road in Green Bay, but the Panthers bounced back to win their next four league games and stood 9-1 in league play heading into the month of February. UWM stumbled in road losses to Wright State and Butler, but bounced back with easy wins over Youngstown State and at Cleveland State to move to the brink of its third-straight league regular season title. But, senior Adrian Tigert was injured late in the Cleveland State contest, and without Tigert the Panthers suffered a home loss to UIC. UWM bounced back, though, to beat Detroit, which then knocked off Butler five days later, giving the Panthers the outright Horizon League title and hosting rights for



the Horizon League Championship.

With Tigert back in the lineup, the Panthers made it look easy en route to their third tournament title in four years. UWM bounced Loyola by 14 points and Butler by 16 to claim the crown and return to the NCAA Tournament.

UWM also again cleaned up when it came

time to distribute Horizon League postseason awards. Joah Tucker and Boo Davis each earned all-league first-team honors while Tigert was named to the second team. It marked the first time in school history the Panthers saw three players named to the all-league teams.

When the pairings for the NCAA Tournament were announced, it was clear respect had arrived for UWM basketball. The Panthers earned a best-ever 11-seed and were sent to Jacksonville, Fla., for a matchup with Oklahoma of the Big 12.

After the successful run in the NCAA Tournament a year earlier, UWM became a popular pick to again pull off a first-round upset. But, even with those expectations on their shoulders, the Panthers put together a great performance in knocking off Oklahoma. In fact, UWM steadily built a lead in the second half and then consistently got to the free throw line down the stretch. The Panthers made 26-of-32 free throws and led by as many as 14 points in claiming an 82-74 win over the Sooners to advance to the second round. Davis led the way with 26 points while Tucker added 24.

Up next for UWM was Florida, which would be a daunting task on any floor in the country. But, with the game scheduled to be played in the state of Florida, the Panthers knew they were facing a road game on what would officially be considered a neutral court.

The Panthers hung in the contest early and were within eight points early in the second half. But the deep, athletic Gator squad proved too much for UWM, as Florida pulled away for an 82-60 win. Tigert did post a career night in his final game in a Panther uniform, collecting 27 points to go with eight rebounds.

Just as was the case the year before, UWM was eliminated by a team poised to make a deep run in the tournament. In fact, Florida never looked back after its win over UWM, rolling through four more contests on its way to a national title.

The tournament loss also brought to a close the career of seven UWM seniors. Tucker, Davis and Tigert were joined in the 2005-06 senior class by Chris Hill, Jason McCoy, Mark Pancratz and Derrick Ford.

NCAA Tournament First Round Jacksonville, Fla. • March 16, 2006					
UWM	FG-FGA	3F-3FA	FT-FTA	RB	PTS
Tucker	5-14	1-6	13-16	5	24
McCoy	0-3	0-0	0-0	2	0
Tigert	7-13	0-2	0-0	5	14
Hill	2-3	1-2	5-6	3	10
Davis	7-15	4-10	8-10	6	26
Smith	3-5	0-0	0-0	4	6
Pancratz	0-0	0-0	0-0	0	0
Hanson	0-1	0-0	0-0	0	0
Ford	1-1	0-0	0-0	1	2
Totals	25-55	6-20	26-32	32	82
Oklahoma	FG-FGA	3F-3FA	FT-FTA	RB	PTS
Gray	6-11	0-0	1-1	8	13
Bookout	6-10	0-0	2-3	8	14
Neal	1-8	1-5	0-0	3	3
Everett	10-20	0-3	1-2	2	21
Godbold	5-6	4-5	1-2	7	15
Walker	0-0	0-0	0-0	0	0
Johnson	0-1	0-0	0-0	0	0
Carter	1-2	0-1	0-0	3	2
Longar	1-1	0-0	0-0	0	2
Griffin	2-2	0-0	0-0	1	4
Totals	32-61	5-14	5-8	35	74
	1	2	TOT		
UWM	33	49	82		
Oklahoma	31	43	74		

NCAA Tournament Second Round Jacksonville, Fla. • March 18, 2006					
UWM	FG-FGA	3F-3FA	FT-FTA	RB	PTS
Tucker	4-14	1-5	0-0	2	9
McCoy	2-3	0-1	0-1	1	4
Tigert	11-13	2-2	3-4	8	27
Hill	0-6	0-4	0-1	4	0
Davis	3-12	2-4	2-3	9	10
Massiah	0-0	0-0	0-0	0	0
Smith	0-3	0-0	2-4	3	2
Pancratz	0-2	0-0	2-2	1	2
Hanson	2-3	2-3	0-0	1	6
Hansen	0-0	0-0	0-0	0	0
Bendall	0-0	0-0	0-2	0	0
Young	0-2	0-1	0-0	1	0
Ford	0-3	0-0	0-0	2	0
Totals	22-61	7-20	9-17	33	60
Florida	FG-FGA	3F-3FA	FT-FTA	RB	PTS
Brewer	9-16	5-8	0-0	3	23
Noah	5-10	0-0	7-9	7	17
Horford	6-8	0-0	1-3	6	13
Green	2-6	1-4	2-2	2	7
Humphrey	3-7	2-6	1-1	2	9
Swanson	0-0	0-0	0-0	0	0
Moss	3-5	0-1	0-0	9	6
Hodge	1-2	0-1	0-0	3	2
Berry	0-0	0-0	0-0	0	0
Tyler	0-0	0-0	0-0	0	0
Richard	1-2	0-0	3-4	4	5
Huertas	0-0	0-0	0-0	0	0
Totals	30-56	8-20	14-19	41	82
	1	2	TOT		
UWM	26	34	60		
Florida	34	48	82		

2004-05

26-6 Overall • NCAA Sweet 16

Head Coach: Bruce Pearl



11/20	Prairie View	W	117-55
11/23	Parkside	W	87-50
11/28	Air Force	W	50-45
12/1	South Dakota State	W	89-54
12/4	at UIC*	W	75-67
12/7	at Saint Louis	W	57-47
12/11	at Valparaiso	L	72-71
12/15	at Wisconsin	L	66-37
12/22	vs. Kansas	L	73-62
12/30	at Manhattan	W OT	88-78
1/3	Detroit*	L	76-68
1/6	at Butler*	W OT	71-68
1/8	Loyola*	W	73-56
1/12	at Youngstown State*	W	65-42
1/15	Green Bay*	W	86-56
1/17	Wright State*	W	71-66
1/20	Cleveland State*	W	85-65
1/22	at Detroit*	W	61-48
1/26	at Purdue	W	73-68
1/29	at Green Bay*	L	76-72
2/2	at Wright State*	W	79-70
2/5	UIC*	W	85-75
2/10	at Loyola*	W	74-67
2/12	Youngstown State*	W	90-67
2/16	Butler*	W	64-53
2/19	at Hawai'i	W	87-81
2/26	at Cleveland State*	W	81-59
3/5	Loyola #	W	94-76
3/8	Detroit #	W	59-58
3/17	vs. Alabama &	W	83-73
3/19	vs. Boston College \$	W	83-75
3/24	vs. Illinois %	L	77-63

\* - Horizon League game

# - Horizon League Tourney (Milwaukee)

& - NCAA First Round (Cleveland)

\$ - NCAA Second Round (Cleveland)

% - NCAA Tourney Regional Semifinal (Rosemont, Ill.)

No	Name	Pos	Ht	Wt	Yr	Hometown
2	Chris Hill	G	5-10	160	Jr.	Chicago, Ill.
4	Mark Pancratz	G	6-3	185	Jr.	Schaumburg, Ill.
12	Allan Hanson	G	6-0	170	Fr.	Wauwatosa, Wis.
13	Joah Tucker	F	6-5	220	Jr.	Milwaukee, Wis.
14	Derrick Wimmer	G	6-4	175	So.	Milwaukee, Wis.
20	Myles McKay	G	6-3	180	Fr.	Menomonee Falls, Wis.
21	Jason McCoy	F	6-9	192	Jr.	Houston, Tex.
22	Ed McCants	G	6-3	195	Sr.	Marion, Ohio
23	James Wright	F	6-6	220	Sr.	Milwaukee, Wis.
24	Boo Davis	G	6-3	195	Jr.	Chicago, Ill.
32	Luke Homan	G	6-3	180	Fr.	Brookfield, Wis.
33	Nick Hansen	F	6-6	210	So.	Appleton, Wis.
40	Michael Bendall	F	6-7	210	Fr.	Oconomowoc, Wis.
42	Rob Sanders	F	6-6	185	Sr.	Toledo, Ohio
44	Adrian Tigert	F	6-7	235	Jr.	Oshkosh, Wis.
50	Derrick Ford	C	6-10	240	Jr.	Toledo, Ohio
54	Steve Hoelzel	C	6-9	225	So.	Kaukauna, Wis.



It was simply a magical postseason run, and ironically it nearly never happened. Fans will remember the 2004-05 Panthers making their run to the Sweet 16 of the NCAA Tournament, and many will also remember sitting in the U.S. Cellular Arena, with the clock running down, and the Panthers on the short end of the score.

UWM would rally against Detroit in that league title game. Joah Tucker hit two free throws with under a minute left to tie the game, and Adrian Tigert then hit a single free throw with 4.2 seconds remaining to grab the lead. After Detroit missed a shot as the buzzer sounded, the Panthers had survived and were on to the NCAA Tournament.

It was a fitting way to continue what had already been one of the best seasons in school history. That was UWM's 24th win - tying a school record at the time - and

the Panthers would wind up with 26. They claimed a win over Purdue - their first over a Big Ten foe since 1993. They won 11-straight games late in the year, and won 19 of their last 21 contests.

In league play, UWM lost only twice - an early-season home loss to Detroit and a road loss at in-state rival Green Bay. The Panthers won their final six regular season league contests by an average of 13.7 points. Ed McCants earned Horizon League Player of the Year honors and was joined by Joah Tucker on the all-league first team. Tucker was then named the league tournament MVP. But, after winning the league tournament, the Panthers eagerly awaited their destination and opponent for the NCAA Tournament. When the draw was announced on CBS, the Panthers were one of the first teams posted. It was off to Cleveland and a first-round date with Alabama.



UWM's game with Alabama was the first of the day in Cleveland, and it was clear from the start the Panthers weren't planning to be the first team eliminated from the tournament. They used a 23-6 run in the first half to build a 13-point halftime lead. Then, every time the Crimson Tide made a run in the second half, UWM responded. The Panthers wound up forcing 19 turnovers and, when Ed McCants scored on a breakaway dunk in the final minute, UWM knew it was advancing in the NCAA Tournament for the first time in school history.

Game two sent the Panthers against Big East champion Boston College, a team that had been ranked as high as second in the nation earlier in the season. BC threw the first punch, scoring the first 11 points of the game. But UWM recovered, building a four-point lead by halftime and then making key baskets throughout the second half. The Panthers' defense also came through, forcing 22 turnovers. And, UWM made its free throws when it counted, converting on 20-of-22 charity attempts.

The win made the Panthers the biggest story in the city of Milwaukee and, for that matter, across the college basketball world. Adding to the story was the fact that UWM's next opponent was Illinois, the top-ranked team in the country. And,



the game would be played just down the road from Milwaukee - in Illinois. Those factors, and a long-simmering rivalry between Illinois fans and UWM head coach Bruce Pearl, made the days leading up to the matchup a media circus.

Once gameday finally arrived, the Panthers held their own with a team that would wind up being the national runner-up. UWM was within three points late in the first half and still within nine points at the four-

### Final ESPN/USA Today Top 25

1.	North Carolina (31)	33-4	775
2.	Illinois	37-2	744
3.	Louisville	33-5	704
4.	Michigan State	26-5	676
5.	Kentucky	28-6	637
6.	Arizona	30-7	612
7.	Duke	27-6	560
8.	Oklahoma State	26-7	515
9.	Washington	29-6	511
10.	Wisconsin	25-9	489
11.	Wake Forest	27-6	399
12.	West Virginia	24-11	364
13.	Villanova	24-8	355
14.	Utah	29-6	333
15.	Kansas	23-7	253
16.	Texas Tech	22-11	251
17.	Connecticut	23-8	249
18.	Gonzaga	26-5	239
19.	Boston College	25-5	234
20.	Oklahoma	25-8	218
21.	Syracuse	27-7	179
22.	North Carolina State	21-14	137
23.	<b>Milwaukee</b>	<b>26-6</b>	<b>123</b>
24.	Florida	24-8	118
25.	Cincinnati	25-8	96

**Others Receiving Votes:** Pacific 85, Ga. Tech 45, Alabama 45, Vermont 34, S. Carolina 12, Texas 11, Southern Illinois 10, Minnesota 10, Iowa 10, St. Joseph's 9, Bucknell 8, Nevada 7, UAB 5, Pitt 4, Iowa St. 4, New Mexico 3, Charlotte 2, Memphis 1

minute timeout in the second half. But, in the end, even a career-high 32 points from Joah Tucker wouldn't be enough to keep the Panthers' upset run alive.

### NCAA Tournament First Round Cleveland, Ohio • March 17, 2005

UWM	FG-FGA	3F-3FA	FT-FTA	RB	PTS
Tucker	6-12	1-3	8-14	4	21
Tigert	4-4	2-2	0-0	7	10
Hill	3-7	3-4	0-1	0	9
McCants	8-15	5-9	0-1	1	21
Davis	2-5	1-3	5-6	1	10
Pancratz	0-0	0-0	0-0	0	0
Hanson	0-0	0-0	0-0	0	0
McCoy	1-4	0-0	4-4	5	6
Wright	0-1	0-0	2-2	3	2
Ford	2-2	0-0	0-0	0	4
Totals	26-50	12-21	19-28	22	83
Alabama	FG-FGA	3F-3FA	FT-FTA	RB	PTS
Davis	3-5	0-0	4-4	7	10
Winston	7-16	1-5	5-6	4	20
Davidson	4-4	0-0	0-2	10	8
Shelton	5-11	2-7	1-2	5	13
Steele	5-7	4-5	2-2	3	16
Brock	0-1	0-0	0-0	1	0
Felix	2-6	2-6	0-0	2	6
Jonus	0-0	0-0	0-0	0	0
Totals	26-50	9-23	12-16	34	73

	1	2	TOT
UWM	45	38	83
Alabama	32	41	73

### NCAA Tournament Second Round Cleveland, Ohio • March 19, 2005

UWM	FG-FGA	3F-3FA	FT-FTA	RB	PTS
Tucker	7-18	3-4	6-7	4	23
Tigert	7-7	2-2	0-0	5	16
Hill	2-8	1-5	6-6	1	11
McCants	6-10	4-8	2-2	1	18
Davis	1-5	1-5	2-2	2	5
Pancratz	1-1	0-0	1-1	2	3
McCoy	0-0	0-0	0-0	2	0
Wright	1-3	0-0	3-4	5	5
Ford	1-3	0-0	0-0	3	2
Totals	26-55	11-24	20-22	26	83
BC	FG-FGA	3F-3FA	FT-FTA	RB	PTS
Smith	11-19	1-1	2-5	5	25
Dudley	2-6	0-2	18-21	8	22
Doornekamp	1-4	0-2	3-4	7	5
Hinnant	1-4	1-1	0-0	3	3
Marshall	4-10	1-3	2-4	5	11
Watson	0-1	0-1	0-0	1	0
Hailey	1-2	1-1	0-1	1	3
Williams	3-4	0-0	0-0	3	6
Totals	23-50	4-11	25-35	36	75

	1	2	TOT
UWM	41	42	83
BC	37	38	75

### NCAA Tournament Regional Semifinal Rosemont, Ill. • March 24, 2005


UWM	FG-FGA	3F-3FA	FT-FTA	RB	PTS
Tucker	12-18	2-3	6-8	3	32
Tigert	1-6	0-3	0-0	7	2
Hill	0-3	0-3	2-3	4	2
McCants	4-17	4-14	1-2	4	13
Davis	3-9	1-5	2-2	5	9
Pancratz	0-0	0-0	0-0	3	0
McCoy	1-3	0-1	1-2	2	3
Wright	1-1	0-0	0-1	5	2
Totals	22-57	7-29	12-18	35	63
Illinois	FG-FGA	3F-3FA	FT-FTA	RB	PTS
Augustine	3-3	0-0	5-6	10	11
Powell	5-11	0-1	2-2	9	12
Head	5-15	2-5	0-1	1	12
Williams	8-12	2-5	3-4	3	21
Brown	7-12	5-8	2-2	2	21
McBride	0-1	0-1	0-0	0	0
Carter	0-1	0-0	0-0	1	0
Smith	0-0	0-0	0-0	0	0
Ingram	0-2	0-0	0-0	2	0
Totals	28-57	9-20	12-15	33	77

	1	2	TOT
UWM	32	31	63
Illinois	39	38	77



2003-04

20-11 Overall • National Invitation Tournament  
Head Coach: Bruce Pearl



11/22	Montana	W	95-83
11/25	Concordia-St. Paul	W	90-62
11/29	Southern Illinois	L	77-81
12/3	at Prairie View A&M	W	87-70
12/7	at NC State	L	71-77
12/10	at Valparaiso	W	86-82
12/13	at Wisconsin	L	71-89
12/23	UIC*	W	78-62
12/29	at Santa Clara ^	L	64-66
12/30	vs. Idaho State ^	W	85-70
1/2	at Air Force	L	49-71
1/5	Detroit*	W	82-74
1/8	Butler*	W	71-59
1/10	at Loyola*	W	97-87
1/15	Youngstown State*	W	80-74
1/17	at Green Bay*	W	82-70
1/22	at Cleveland State*	W	78-64
1/24	at Detroit*	W	85-68
1/27	at Wright State*	W	68-54
1/31	Green Bay*	W	81-70
2/5	at UIC*	L	82-86
2/7	Wright State*	W	72-66
2/12	Loyola*	W	77-71
2/14	at Youngstown State*	L	85-84
2/17	at Butler*	L	75-58
2/21	Manhattan	L	76-83
2/28	Cleveland State*	W	88-63
3/6	vs. Detroit #	W	58-50
3/9	UIC &	L	62-65
3/17	Rice \$	W	91-63
3/20	@Boise State \$	L	70-73

\* - Horizon League game

^ - Cable Car Classic (Santa Clara, Calif.)

# - League Tourney (Indianapolis)

& - League Tourney (Milwaukee)

\$ - National Invitation Tournament

No	Name	Pos	Ht	Wt	Yr	Hometown
2	Chris Hill	G	5-10	160	So.	Chicago, Ill.
3	Joe Czechowicz	G	5-9	165	Fr.	Pewaukee, Wis.
4	Mark Pancratz	G	6-3	185	So.	Schaumburg, Ill.
5/20	Marcus Conigliaro	G	6-2	180	So.	Milwaukee, Wis.
10	Kalombo Kadima	G/F	6-2	210	Sr.	Milwaukee, Wis.
13	Joah Tucker	F	6-5	220	So.	Milwaukee, Wis.
15	Dylan Page	F	6-9	230	Sr.	Amherst, Wis.
21	Jason McCoy	F	6-9	192	Jr.	Houston, Tex.
22	Ed McCants	G	6-3	195	Jr.	Marion, Ohio
23	James Wright	F	6-6	220	Jr.	Milwaukee, Wis.
24	Boo Davis	G	6-3	195	Jr.	Chicago, Ill.
32	Adam Finley	F	6-7	230	So.	Genoa, Ill.
34/20	Jered Hokenson	G	6-1	180	Fr.	Watertown, Minn.
40	Nate Mielke	C	6-11	235	Sr.	Waterloo, Iowa
42	Rob Sanders	F	6-6	185	Jr.	Toledo, Ohio
43/14	Luke Homan	G	6-3	180	Fr.	Brookfield, Wis.
44	Adrian Tigert	F	6-7	235	So.	Oshkosh, Wis.
54/43	Nick Hansen	F	6-6	210	Fr.	Appleton, Wis.

NIT Opening Round  
Milwaukee, Wis. • March 17, 2004

	FG-FGA	3F-3FA	FT-FTA	RB	PTS
Rice	3-7	0-0	5-6	9	11
Harris	0-0	0-0	0-0	1	0
Diene	0-0	0-0	0-0	1	0
Gillespie	6-13	1-6	2-3	0	15
Smith	1-1	0-0	4-4	2	6
McKrieth	0-4	0-1	8-10	2	8
Chancellor	0-0	0-0	0-0	0	0
Williams	0-0	0-0	1-2	1	1
Kollik	1-2	1-1	0-0	0	3
Harrison	3-5	1-3	5-6	1	12
Okrzesik	0-1	0-0	1-2	2	1
Almond	1-3	0-1	0-0	0	2
Moore	0-3	0-0	2-6	2	2
Killings	0-2	0-0	2-2	2	2
Totals	15-41	3-12	30-41	24	63
	FG-FGA	3F-3FA	FT-FTA	RB	PTS
UWM	5-11	0-1	4-4	4	14
Tucker	8-13	1-3	5-6	9	22
Page	1-2	0-0	3-4	3	5
Tigert	2-5	0-0	1-2	3	5
Kadima	8-12	4-7	1-2	2	21
McCants	2-4	2-4	2-4	1	8
Hill	0-1	0-1	0-0	1	0
Czechowicz	2-2	0-0	0-1	1	4
Pancratz	0-1	0-1	0-0	0	0
Conigliaro	0-0	0-0	0-0	0	0
Hokenson	0-0	0-0	1-2	2	1
Wright	0-1	0-1	0-0	2	0
Finley	2-3	0-0	0-0	4	4
Mielke	3-3	1-1	0-0	2	7
Sanders	33-58	8-19	17-25	38	91
Totals	1	2	TOT		
Rice	29	34	63		
UWM	36	55	91		

NIT First Round  
Nampa, Idaho • March 20, 2004

	FG-FGA	3F-3FA	FT-FTA	RB	PTS
UWM	2-10	0-0	1-2	3	5
Tucker	9-17	2-6	3-4	5	23
Page	3-8	1-2	0-2	16	7
Tigert	2-6	0-2	1-1	1	5
Kadima	5-14	4-11	0-0	6	14
McCants	2-8	0-4	2-2	4	6
Hill	2-2	0-0	0-0	2	4
Pancratz	0-0	0-0	0-0	0	0
Wright	2-5	0-0	2-2	4	6
Mielke	0-0	0-0	0-0	0	0
Sanders	27-70	7-25	9-13	42	70
Totals	FG-FGA	3F-3FA	FT-FTA	RB	PTS
Boise St.	5-14	0-1	10-10	12	20
Haynes	6-9	0-0	1-4	12	13
Ellis	5-8	1-2	1-2	3	12
Defares	0-0	0-0	0-0	5	0
Skiffer	2-7	1-6	3-4	1	8
Karl	3-5	1-2	0-0	0	7
Lane	1-4	0-1	0-0	0	2
Nabors	1-8	0-0	0-0	0	2
Blackburn	3-5	3-5	0-0	0	9
Harris	26-60	6-17	15-20	38	73
Totals	1	2	TOT		
UWM	32	38	70		
Boise St.	44	29	73		

The National Invitation Tournament wasn't the preferred postseason destination for the Panthers, but UWM made the most of the chance while they could. The NIT berth came about after the Panthers dropped a heartbreaking, 65-62, contest to UIC in the championship game of the Horizon League Tournament at the U.S. Cellular Arena.


Milwaukee got the chance to put on a better show in its hometown when it drew a home game with Rice to open the NIT. After falling down early, it was all Panthers in the contest, as UWM rolled to a 91-63 win over the Owls.

That win set a date with another Western Athletic Conference foe, Boise State, in Nampa, Idaho. In that contest, the Panthers trailed by as many as 16 points in the second half before pulling within one with 29 seconds left. But, two BSU free throws pushed the edge back to three and UWM could not score on its final possession.

# 2002-03

24-8 Overall • NCAA Tournament First Round

Head Coach: Bruce Pearl



No	Name	Pos	Ht	Wt	Yr	Hometown
1	Derek Huff	F	6-8	245	Sr.	Louisville, Ky.
2	Chris Hill	G	5-10	160	So.	Chicago, Ill.
3	Gordy Zastrow	G	6-4	175	Fr.	Manitowoc, Wis.
4	Kalombo Kadima	G/F	6-2	185	Sr.	Milwaukee, Wis.
5	Ronnie Jones	G	5-9	165	Sr.	Las Vegas, Nev.
10	Mark Pancratz	G	6-3	185	Fr.	Schaumburg, Ill.
13	Joah Tucker	F	6-5	220	So.	Milwaukee, Wis.
14	Dan Weisse	G	5-11	175	Sr.	Oshkosh, Wis.
15	Dylan Page	F	6-8	225	Jr.	Amherst, Wis.
20	Marcus Conigliaro	G	6-2	195	Fr.	Milwaukee, Wis.
22	Jose Winston	G	5-11	180	Sr.	Milwaukee, Wis.
23	Adam Finley	F	6-7	230	Fr.	Genoa, Ill.
24	Jason Frederick	G	6-4	185	Sr.	Waukesha, Wis.
30	Clay Tucker	F	6-3	195	Sr.	Lima, Ohio
33	Justin Lettenberger	F	6-5	190	Sr.	Manitowoc, Wis.
40	Nate Mielke	C	6-11	220	Jr.	Waterloo, Iowa
42	Rob Sanders	F	6-6	185	So.	Toledo, Ohio
44	Adrian Tigert	F	6-6	230	So.	Oshkosh, Wis.
54	Fernando Johnson	F	6-9	230	Fr.	Milwaukee, Wis.
55	Ben Brey	F	6-5	200	Jr.	Madison, Wis.

11/23	at Wisconsin	L	72-83
11/26	Miss. Valley St.	W	77-75
11/28	vs. SEMO \$	L	75-89
11/30	vs. Indiana State \$	W	71-59
12/1	vs. Maine \$	W	79-63
12/6	vs. Florida Int'l ^	W	61-48
12/7	at SW Missouri State ^	W	86-77
12/11	Valparaiso	W	75-61
12/14	at Miss. Valley State	W	83-75
12/17	Parkside	W	84-70
12/21	Loyola*	W	100-80
12/28	at Georgia	L	89-69
1/2	at Detroit*	W	73-72
1/4	at Cleveland State*	W	70-58
1/9	at UIC*	L	92-102
1/11	Youngstown State*	W	74-56
1/14	at Chicago State	W	81-73
1/18	at Green Bay*	L	68-79
1/23	Butler*	W	69-65
1/25	Wright State*	W	74-59
2/1	at Loyola*	W	92-91
2/6	Detroit*	W	61-50
2/8	Cleveland State*	W	86-69
2/10	Green Bay*	W	78-54
2/13	UIC*	W	81-78
2/15	at Youngstown State*	W	86-61
2/22	at Southern Illinois	L	64-66
2/27	at Wright State*	W	98-65
3/1	at Butler*	L	74-76
3/8	UIC #	W	75-73
3/11	Butler #	W	69-52
3/20	vs. Notre Dame &	L	69-70

\* - Horizon League game

\$ - University Hoops Classic (N.Orleans)

^ - Pizza Hut Classic (Springfield, Mo.)

# - Horizon League Tourney (Milwaukee)

& - NCAA First Round (Indianapolis)

## NCAA Division I First Round Indianapolis, Ind. • March 17, 2003

UWM	FG-FGA	3F-3FA	FT-FTA	RB	PTS
Page	4-14	1-1	6-8	4	15
Tucker	7-17	2-9	2-4	7	18
Mielke	1-2	0-0	1-2	4	3
Jones	6-16	2-6	4-4	5	18
Frederick	3-9	2-6	2-2	4	10
Huff	0-0	0-0	0-0	0	0
Weisse	0-0	0-0	0-0	0	0
Winston	0-2	0-0	0-0	5	0
Lettenberger	2-5	1-1	0-0	4	5
Sanders	0-1	0-0	0-0	2	0
Totals	23-66	8-23	15-20	37	69

ND	FG-FGA	3F-3FA	FT-FTA	RB	PTS
Miller	5-12	1-3	1-1	6	12
Francis	7-11	0-0	9-10	14	23
Timmermans	0-0	0-0	0-0	0	0
Thomas	9-21	1-4	8-10	8	27
Carroll	1-4	0-2	0-0	1	2
Quinn	0-1	0-1	0-0	3	0
Cornette	1-3	1-2	1-2	8	4
Jones	0-2	0-1	2-2	2	2
Totals	23-54	3-13	21-25	44	70

	1	2	TOT
UWM	29	40	69
Notre Dame	29	41	70

Picked in most places to win their first-ever NCAA Division I league title and earn a berth to the NCAA Tournament, the Panthers lived up to those lofty expectations. In fact, UWM's first-ever appearance in the NCAA Division I Tournament exceeded expectations.

The path to the league title was a roller-coaster of emotions. On the final day of the regular season, Butler beat UWM, 76-74, on a three-point shot at the buzzer to snatch away the Panthers' hopes of a regular-season crown. But, 10 days later in front of more than 10,000 fans in Milwaukee, UWM earned revenge and the league tournament title with an impressive 69-52 win over those same Bulldogs.

So it was on to Indianapolis and the NCAA Tournament. The Panthers drew Notre Dame, ensuring the game would be one of the most-watched in the first round.

And, the game would be played in the RCA Dome, meaning it would be played in front of the largest crowd to ever see a UWM basketball game (21,250). Finally, there was the game itself, tight throughout and decided in the closing seconds.

UWM started the game slowly and actually trailed by seven late in the first half and, after rallying to tie the game at halftime, fell back down eight in the second half. But the Panthers scored the next 10 points to take the lead and, after back-to-back threes by Justin Lettenberger and Jason Frederick, UWM led 69-68 with 2:28 remaining.


The Irish took the lead back on a tip-in with 32.9 seconds remaining, leading the Panthers to hold for a final shot. That last chance saw Clay Tucker find Dylan Page clear inside, but Page's short shot rolled off the rim as time expired, leaving the Panthers on the short end of a 70-69 final.



# 1988-89

24-7 Overall • NCAA Division II Elite Eight

Head Coach: Steve Antrim



11/19	Viterbo	W	66-54
11/22	Illinois Tech	W	84-73
11/30	Lake Superior State	W	84-70
12/2	North Central	W	105-95
12/6	at Mankato State	L	74-93
12/8	NE Illinois	W	105-77
12/10	Wayne State	W	83-71
12/14	at St. Cloud State	L OT	109-115
12/29	Grand Valley State &	L	70-80
12/30	West Georgia &	W	79-72
1/2	at Lake Superior St.	W	92-78
1/4	at Northern Michigan	L	68-70
1/7	at SIUE	L	74-84
1/16	at Indianapolis	W	93-92
1/21	SIUE	W	101-89
1/24	Lakeland	W	125-79
1/26	Parkside	W	79-69
1/28	IUPUI	W	99-88
1/30	Northern Michigan	W	86-79
2/3	at St. Norbert	W	85-83
2/6	at UMKC	W	72-67
2/11	at Parkside	W OT2	86-79
2/14	Carroll College	W	104-85
2/18	Quincy	W	111-62
2/20	Winona State	W	112-84
2/25	Eau Claire	W	82-81
2/28	at Wayne State	W	91-86
3/4	at Wright State	L	96-105
3/17	Augustana (SD) \$	W	99-95
3/18	N. Colorado \$	W OT	89-88
3/23	SE Missouri State %	L	84-93
& - Rydell Classic Tournament			
\$ - NCAA D II Regional (Greeley, Colo.)			
% - NCAA Elite Eight (Springfield, Mass.)			

No	Name	Pos	Ht	Wt	Yr	Hometown
3	Maurice Poole	G	6-2	175	Jr.	Jackson, Mich.
5	Billy Ross	F	6-5	225	Jr.	Milwaukee, Wis.
10	Bob Anthony	G	6-2	195	So.	Chicago, Ill.
15	Maurice Turner	F	6-2	183	Sr.	Milwaukee, Wis.
22	Rich Stejskal	F	6-3	190	So.	Morton Grove, Ill.
24	Darryl Arnold	G/F	6-3	215	So.	Chicago, Ill.
30	Andy Ronan	F	6-5	195	Jr.	U.S. Virgin Islands
32	Clarence Wright	G	6-4	200	Sr.	Waterloo, Iowa
33	Scott Johnson	F	6-4	190	Jr.	Madison, Wis.
34	Odell Chamberlain	F	6-2	210	Sr.	Anderson, Ind.
42	Lane Evans	F/C	6-7	190	Fr.	Dayton, Ohio
44	Robert Kukla	F	6-7	215	Sr.	Janesville, Wis.
45	Doug Peller	G	6-0	167	Sr.	Waukesha, Wis.
54	Byron Jackson	C	6-8	215	Fr.	Mequon, Wis.

## NCAA Division II North Central Reg. Greeley, Colo.

### Semifinals • March 17, 1989

Augustana	FG-FGA	3F-3FA	FT-FTA	RB	PTS
Jordre	7-11	4-8	1-1	1	19
Steger	2-6	0-0	5-6	3	9
Szabo	7-11	1-1	5-9	10	20
Leslie	8-16	5-12	0-1	5	21
Freidel	4-6	0-0	3-4	0	11
Garrow	2-5	1-2	0-0	0	5
Schlotthauer	0-0	0-0	0-0	0	0
Kyle	3-3	0-0	0-0	2	6
Veldman	2-3	0-0	0-0	3	4
TEAM				8	
Totals	35-61	11-23	14-21	32	95
UWM	FG-FGA	3F-3FA	FT-FTA	RB	PTS
Ross	3-5	0-0	0-0	4	6
Ronan	9-14	0-0	9-11	12	27
Kukla	10-18	2-5	0-0	4	22
Poole	4-9	0-1	0-0	4	8
Wright	6-13	2-5	7-8	2	21
Anthony	1-1	0-0	0-0	2	2
Turner	0-0	0-0	0-0	4	0
Arnold	5-8	0-0	3-3	2	13
Johnson	0-1	0-1	0-0	0	0
TEAM				3	
Totals	38-69	4-12	19-22	37	99
	1	2	TOT		
Augustana	49	46	95		
UWM	53	46	99		

## NCAA Division II North Central Reg. Greeley, Colo.

### Championship • March 18, 1989

UWM	FG-FGA	3F-3FA	FT-FTA	RB	PTS
Ross	8-15	0-0	7-9	6	23
Ronan	8-16	0-0	2-2	12	18
Kukla	6-12	5-9	0-0	2	17
Poole	5-9	2-3	0-0	1	12
Wright	4-18	2-13	3-4	7	13
Anthony	0-0	0-0	2-2	1	2
Turner	1-1	0-0	0-0	2	2
Arnold	1-6	0-0	0-0	2	2
Johnson	0-1	0-1	0-0	1	0
TEAM				4	
Totals	33-78	9-26	14-17	38	89
UNC	FG-FGA	3F-3FA	FT-FTA	RB	PTS
Moser	5-10	1-3	4-5	9	15
Kaczmarek	7-10	0-0	2-5	6	16
Higgins	13-17	0-0	3-6	13	29
Watson	4-9	0-0	2-2	1	10
Olander	3-4	2-2	0-2	2	8
Nehme	3-3	0-0	2-2	1	8
Gooden	1-3	0-0	0-2	3	2
Evison	0-0	0-0	0-0	0	0
TEAM				6	
Totals	36-56	3-5	13-24	41	88
	1	2	OT	TOT	
UWM	45	34	10	89	
UNC	42	37	9	88	

## NCAA Division II Elite Eight Springfield, Mass.

### Quarterfinal • March 23, 1989

UWM	FG-FGA	3F-3FA	FT-FTA	PTS
Ross	4-8	0-1	3-3	11
Ronan	9-14	0-0	2-5	20
Kukla	4-13	3-8	0-0	11
Poole	3-8	0-0	0-0	6
Wright	9-16	4-9	0-0	2
Anthony	0-5	0-0	1-3	1
Turner	0-0	0-0	0-0	0
Arnold	4-10	0-0	5-6	13
Johnson	0-0	0-0	0-0	0
Totals	33-74	7-18	11-17	84
SEMO	FG-FGA	3F-3FA	FT-FTA	PTS
Pugh	5-13	5-8	0-1	15
Wilson	4-9	0-0	6-6	14
Henry	6-12	0-0	3-6	15
Taylor	6-18	2-5	5-6	19
Rutherford	1-7	0-3	10-10	12
Lewis	3-9	3-5	0-0	9
Harris	1-2	0-0	0-0	2
Shepard	3-4	0-0	1-3	7
Simpson	0-0	0-0	0-0	0
Totals	29-74	10-21	25-32	93
	1	2	TOT	
UWM	49	35	84	
SEMO	48	45	93	



# 1981-82

20-6 Overall • NCAA Division III Midwest Regional  
Head Coach: Bob Voight



No	Name	Pos	Ht	Wt	Yr	Hometown
10	Kerry Glover	G	5-11	155	Sr.	Racine, Wis.
11	Jim Needles	G	6-0	155	Fr.	Milwaukee, Wis.
14	Jim Gruszka	F	6-5	180	So.	Milwaukee, Wis.
22	Steve Pitrof	F	6-3	170	So.	Milwaukee, Wis.
30	Kevin Jones	G	6-5	200	Jr.	Chicago, Ill.
35	Tom Hecker	G	6-0	160	Fr.	Cudahy, Wis.
40	Marc Lawrence	F	6-6	195	So.	Harvard, Ill.
42	Keith Rosser	C	6-7	225	Sr.	Chicago, Ill.
50	Rich Czarnecki	F	6-6	190	So.	Kenosha, Wis.
52	Gary Butrym	F	6-6	210	Fr.	Milwaukee, Wis.
54	Miles Aquino	C	6-7	215	Fr.	Milwaukee, Wis.
55	Jim Barnett	F	6-5	190	Fr.	Milwaukee, Wis.

Milwaukee made its first-ever appearance in the NCAA Division III basketball Tournament with a roster that included 10 new players at the start of the season. The Panthers, who received an at-large bid into the tournament, wound up falling to Augustana (Ill.) in the first round before bouncing back to beat Beloit College in the consolation game. They finished the season ranked 14th in NCAA Division III.

The star of the 1981-82 squad was Kevin Jones, a transfer from Laramie County Community College in Wyoming. Jones, who averaged 23.5 ppg in two postseason contests, finished the season averaging 25.4 ppg. He was one of three UWM players in double figures for the season, with Keith Rosser adding 18.4 ppg and Kerry Glover pitching in with 14.6 ppg.

The Panthers won their first seven games of the season before losing for the first time Dec. 28. UWM then rattled off five more wins and rose as high as ninth in the NCAA Division III rankings. After a brief slump, the Panthers claimed two key victories late in the regular season to secure a postseason berth.

## NCAA Division III Midwest Regional Rock Island, Ill. First Round • March 5, 1982

UWM	FG-FGA	FT-FTA	RB	PTS
Czarnecki	1-3	1-2	5	3
Pitrof	2-4	1-2	6	5
Rosser	7-13	2-5	7	16
Jones	7-21	6-7	5	20
Glover	4-10	5-5	4	13
Gruszka	2-4	2-3	3	6
Hecker	0-0	0-0	1	0
TEAM			3	
TOTAL	23-55	17-24	34	63
Augustana	FG-FGA	FT-FTA	RB	PTS
Wenzel	3-9	2-3	9	8
Anderson	5-11	3-4	8	13
Price	8-12	3-4	10	19
Artis	5-11	5-8	3	15
Schneider	2-4	5-8	2	9
Vincent	0-1	0-1	0	0
Finch	0-1	3-4	1	3
Brittnum	1-4	1-2	4	3
TEAM			3	
TOTAL	24-53	22-34	37	70
	1	2	TOT	
UWM	30	33	63	
Augustana	31	39	70	

11/28	Carthage	W	88-68
12/2	at Whitewater	W	81-61
12/5	Concordia (Wis.)	W	85-40
12/12	St. Norbert	W	77-66
12/19	NE Illinois	W	92-59
12/21	La Crosse	W	72-66
12/23	Superior	W	68-46
12/28	Beloit t&	L OT	63-68
12/29	St. Mary's (Minn.) &	W	76-59
1/2	Oshkosh	W OT	85-73
1/6	River Falls	W	87-72
1/9	at NE Illinois	W	95-84
1/12	at Platteville	W	57-52
1/16	at River Falls	L	41-53
1/19	Roosevelt	W	80-71
1/30	at Stevens Point	L	64-85
2/2	Lakeland	W	83-80
2/5	Loras	W	89-80
2/6	at Milton	W	66-54
2/10	at Parkside	L	71-75
2/13	St. Scholastica	W	102-79
2/16	Beloit	W	69-59
2/22	at Roosevelt	L	76-78
2/24	at Grand Valley State	W	67-52
3/5	Augustana \$	L	63-70
3/6	Beloit \$	W	75-73

& - Roosevelt Holiday Tourney (Chicago)  
\$ - NCAA D III Regional (Rock Island, Ill.)

## NCAA Division III Midwest Regional Rock Island, Ill. Consolation Round • March 6, 1982

UWM	FG-FGA	FT-FTA	RB	PTS
Czarnecki	2-5	2-3	11	6
Gruszka	4-6	4-5	8	12
Rosser	5-10	2-4	6	12
Jones	10-21	7-9	3	27
Glover	6-9	6-7	1	18
Needles	0-0	0-0	1	0
Pitrof	0-3	0-0	2	0
Hecker	0-1	0-0	0	0
Lawrence	0-0	0-0	1	0
Butrym	0-0	0-0	0	0
Aquino	0-0	0-0	0	0
Barnett	0-0	0-0	1	0
TOTAL	27-55	21-28	37	75
Beloit	FG-FGA	FT-FTA	RB	PTS
Erickson	2-4	0-1	1	4
Levzow	10-13	2-2	4	22
Waterlander	1-3	2-2	4	4
Corcoran	1-2	2-2	1	4
Lindroth	13-24	0-0	4	26
Smothers	4-7	0-0	0	8
Talaska	1-2	3-4	3	5
Suffern	0-1	0-0	3	0
TOTAL	32-56	9-11	21	73
	1	2	TOT	
UWM	35	40	75	
Beloit	39	34	73	

## 1940-41

16-0 Overall • Only Undefeated Team  
Head Coach: Guy Penwell



The 1940-41 squad is still the only undefeated team in the more than 110-year history of basketball at the school now known as the University of Wisconsin-Milwaukee. At that time, the school was known as the Milwaukee State Teachers College and the athletic teams were known as the Green Gulls.

The team won the Wisconsin State Teachers College Conference and hung on to its undefeated season with a thrilling 40-39 home victory over UW-Oshkosh in the final game of the regular season. While box scores, stats and other information from the era is sparse, Ken Buehler was the team's leading scorer.

12/3	at Carroll	W	28-21
12/6	Chicago Teachers	W	37-25
12/13	River Falls	W	54-31
12/21	Wayne Teachers	W	58-38
1/7	Carroll	W	49-42
1/10	at Stevens Point*	W	51-48
1/14	St. Norbert	W	45-36
1/17	at Platteville*	W	91-51
1/21	Oshkosh*	W	62-42
1/25	at George Williams	W	52-45
1/31	at Whitewater*	W	58-48
2/7	Stevens Point*	W	61-42
2/11	at St. Norbert	W	51-36
2/18	Whitewater*	W	63-38
2/21	Platteville*	W	87-50
2/28	Oshkosh*	W	40-39

\* - WSTCC Game

## 1959-60

18-4 Overall • NCAA Small College Regional  
Head Coach: Russ Rebholz

UWM's first-ever postseason tournament appearance came in the 1959-60 season, when the Panthers went to the NCAA Small College Regional.

During the 20-game regular season, UWM had just three blemishes on its record. After opening the season with six-straight wins by an average of more than 25 points per game, the Panthers fell to crosstown rival Marquette. But they quickly got back on track, beating Ball State to start a seven-game winning streak.

The seven-game burst included four key road wins in the Wisconsin State Collegiate Conference, plus a home win over UW-Platteville that would go a long way toward helping the Panthers claim the conference title.

After a loss to UW-Whitewater, UWM won

its next three contests before a one-point loss at Platteville. But, just two days later, the Panthers beat UW-Stevens Point, 73-70, to secure the regional berth.

In regional play, UWM fell to Lincoln (Ill.), 100-92, in the first contest. But, in those days, a consolation round was played. UWM bounced back in that round, claiming a 109-82 win over Augustana to earn the school's first-ever postseason win at any level.

Jerry Grochowski, a UWM Athletic Hall of Famer and one of the top scorers in school history, was the star of the squad. He averaged 22.3 points and 12.2 rebounds per game, finishing second on the Wisconsin State University Conference in scoring. Dave Vincent also contributed 14.7 points and 5.0 rebounds per contest, one of five players with at least 100 rebounds.

12/1	at Milton	W	81-67
12/5	Eastern Illinois	W	101-77
12/11	St. Norbert	W	101-61
12/12	Northern Michigan	W	101-71
12/17	Whitewater*	W	90-74
12/19	Central Michigan	W	95-68
12/26	at Marquette	L	70-84
1/2	Ball State	W	91-72
1/6	at Loras	W	89-75
1/8	at Eau Claire*	W	81-59
1/9	at Stout*	W	80-59
1/16	at Oshkosh*	W	85-83
1/23	Platteville*	W	71-65
1/29	at Stevens Point*	W	75-61
2/6	at Whitewater*	L	55-70
2/12	La Crosse*	W	83-66
2/13	Superior*	W	86-83
2/20	Oshkosh*	W	87-80
2/27	at Platteville*	L	79-80
2/29	Stevens Point*	W	73-71
3/4	Lincoln &	L	92-100
3/5	Augustana &	W	109-82

\* - WSCC Game

& - NCAA Small College Reg., Wheaton

## Milwaukee NCAA Tournament Game Records - Individual

### Points Scored

32	Joah Tucker vs. Illinois	2005
27	Adrian Tigert vs. Florida	2006
26	Boo Davis vs. Oklahoma	2006
24	Joah Tucker vs. Oklahoma	2006
23	Joah Tucker vs. Boston College	2005

### Field Goals Made

12	Joah Tucker vs. Illinois	2005
11	Adrian Tigert vs. Florida	2006
8	Ed McCants vs. Alabama	2005
7	Five times	

### Field Goals Attempted

18	Joah Tucker vs. Illinois	2005
18	Joah Tucker vs. Boston College	2006
17	Ed McCants vs. Illinois	2005
17	Clay Tucker vs. Notre Dame	2003
16	Ronnie Jones vs. Notre Dame	2003

### Field Goal Percentage (min. 10 att.)

.846 (11-13)	Tigert vs. Florida	2006
.667 (12-18)	Tucker vs. Illinois	2005
.600 (6-10)	McCants vs. Boston College	2005
.538 (7-13)	Tigert vs. Oklahoma	2006
.533 (8-15)	McCants vs. Alabama	2005

### Three-Point Field Goals Made

5	Ed McCants vs. Alabama	2005
4	Austin Arians vs. Villanova	2014
4	Boo Davis vs. Oklahoma	2006
4	Ed McCants vs. Illinois	2005
4	Ed McCants vs. Boston College	2005

### Three-Point Field Goals Attempted

14	Ed McCants vs. Illinois	2005
10	Austin Arians vs. Villanova	2014
10	Boo Davis vs. Oklahoma	2006
9	Ed McCants vs. Alabama	2005
9	Clay Tucker vs. Notre Dame	2003

### Three-Point Field Goal Percentage

.556 (5-9)	McCants vs. Alabama	2005
.500 (4-8)	McCants vs. Boston College	2005
.400 (4-10)	Austin Arians vs. Villanova	2014
.400 (4-10)	Davis vs. Oklahoma	2006

### Free Throws Made

13	Joah Tucker vs. Oklahoma	2006
8	Boo Davis vs. Oklahoma	2006
8	Joah Tucker vs. Alabama	2005
6	Four times	

### Free Throws Attempted

16	Joah Tucker vs. Oklahoma	2006
14	Joah Tucker vs. Alabama	2005
10	Boo Davis vs. Oklahoma	2006
8	Joah Tucker vs. Illinois	2005
8	Dylan Page vs. Notre Dame	2005

### Free Throw Percentage

1.000 (4-4)	Jordan Aaron vs. Villanova	2014
.813 (13-16)	Joah Tucker vs. Oklahoma	2006
.800 (8-10)	Boo Davis vs. Oklahoma	2006
.750 (6-8)	Joah Tucker vs. Illinois	2005
.750 (6-8)	Dylan Page vs. Notre Dame	2003

### Rebounds

9	Boo Davis vs. Florida	2006
8	Adrian Tigert vs. Florida	2006
7	Three times	

### Assists

6	Joah Tucker vs. Boston College	2005
6	Chris Hill vs. Boston College	2005
5	Jordan Aaron vs. Villanova	2014
5	Steve McWhorter vs. Villanova	2014
5	Clay Tucker vs. Notre Dame	2003

### Steals

3	Five times	
---	------------	--

### Blocked Shots

2	J.J. Panoske vs. Villanova	2014
2	Boo Davis vs. Illinois	2006
2	Derrick Ford vs. Boston College	2006
2	Nate Mielke vs. Notre Dame	2003

### Turnovers

6	Chris Hill vs. Illinois	2005
4	Matt Tiby vs. Villanova	2014
4	Joah Tucker vs. Oklahoma	2006

### Minutes

39	Joah Tucker vs. Oklahoma	2006
37	Boo Davis vs. Oklahoma	2006
36	Six times; most recently Steve McWhorter vs. Villanova	2014

## Milwaukee NCAA Tournament Game Records - Team

### Points

83	vs. Alabama	2005
83	vs. Boston College	2005

### Points (One half)

49	vs. Oklahoma	2006
45	vs. Alabama	2005

### Field Goals Made

26	vs. Alabama	2005
26	vs. Boston College	2005

### Field Goals Attempted

66	vs. Notre Dame	2003
63	vs. Villanova	2014

### Field Goal Percentage

.520 (26-50)	vs. Alabama	2005
.473 (26-55)	vs. Boston College	2005

### Three-Point Field Goals Made

12	vs. Alabama	2005
11	vs. Boston College	2005

### Three-Point Field Goals Attempted

29	vs. Illinois	2005
24	vs. Villanova	2014
24	vs. Boston College	2005

### Three-Point Field Goal Percentage

.571 (12-21)	vs. Alabama	2005
.458 (11-24)	vs. Boston College	2005

### Free Throws Made

26	vs. Oklahoma	2006
20	vs. Boston College	2005

### Free Throws Attempted

32	vs. Oklahoma	2006
28	vs. Alabama	2005

### Free Throw Percentage

.909 (20-22)	vs. Boston College	2005
.813 (26-32)	vs. Oklahoma	2006

### Rebounds

37	vs. Villanova	2014
37	vs. Notre Dame	2003

### Rebound Margin

+2	vs. Illinois	2005
-3	vs. Oklahoma	2006

### Assists

20	vs. Alabama	2005
17	vs. Boston College	2005

### Steals

11	vs. Notre Dame	2003
11	vs. Boston College	2005

### Blocked Shots

5	vs. Boston College	2005
3	Three times	

### Turnovers

16	vs. Boston College	2005
12	Four times	

### Fouls

26	vs. Boston College	2005
25	vs. Notre Dame	2003



## 2014 Horizon League Championship

March 11, 2014 • Nutter Center  
Milwaukee 69, Wright State 63



An improbable turnaround was stunningly complete. After finishing last a season ago and being picked to finish the same way this season, the University of Wisconsin-Milwaukee men's basketball team is back in the NCAA Tournament.

Kyle Kelm dominated the game on the inside and the Panthers (21-13) never trailed in claiming a 69-63 win over Wright State to win the Horizon League Tournament title.

Kelm scored 20 points and just missed a double-double with nine rebounds. He was a huge part of Milwaukee's early run, with the Panthers jumping out to a 24-9 advantage.

Tournament most valuable player Jordan Aaron then took control in the second half. His three-pointer with 8:02 remaining pushed the Panthers' lead to 65-52 and he then hit two free throws with 31.5 seconds remaining to seal the win. Aaron wound up with 18 points while Austin Arians added 12. Plus, Malcolm Moore had a strong, seven-point eight-rebound effort off the bench while Matt Tibby nailed a huge second-half three-pointer and grabbed the game-clinching rebound.

Milwaukee	FG-A	3P-A	FT-A	REB	PF	TP	A	TO	B	S	M
Kelm	6-13	0-1	8-9	9	1	20	2	2	0	0	37
Aaron	5-13	4-9	4-4	2	3	18	0	2	0	0	38
Arians	5-8	2-3	0-0	1	2	12	1	1	0	0	31
Tibby	2-7	1-1	0-1	6	3	5	1	3	0	0	25
McWhorter	1-9	0-1	2-2	4	3	4	7	0	1	0	36
Moore	2-5	1-1	2-2	8	3	7	1	1	0	0	15
Wichmann	1-1	1-1	0-0	0	0	3	0	0	0	0	8
Lyle	0-1	0-1	0-0	1	3	0	0	1	0	1	7
Panoske	0-0	0-0	0-0	1	1	0	0	0	0	0	2
Roelke	0-0	0-0	0-0	0	0	0	0	0	0	0	1
TEAM				3							
TOTALS	22-57	9-18	16-18	35	19	69	12	10	1	1	200
FG%	1st: 13-29.448		2nd: 9-28.321			Game: 22-57.386					
3PT%	1st: 5-10.500		2nd: 4-8.500			Game: 9-18.500					
FT%	1st: 12-13.923		2nd: 4-5.800			Game: 16-18.889					

Wright State	FG-A	3P-A	FT-A	REB	PF	TP	A	TO	B	S	M
Pacher	6-9	0-1	4-6	4	4	16	2	5	0	0	29
Vest	4-6	1-2	2-2	2	0	11	4	1	0	0	34
Young	3-8	1-4	0-0	7	1	7	2	1	3	1	25
Dixon	1-5	0-2	2-2	2	2	4	3	0	0	0	25
Darling	2-4	0-1	0-0	0	3	4	1	1	1	0	17
Arceneaux	4-6	1-2	0-0	1	1	9	0	2	0	1	19
Hopkins	0-2	0-0	6-7	5	0	6	1	1	0	0	22
Yoho	2-6	2-5	0-0	2	3	6	2	0	0	0	18
Sledge	0-1	0-0	0-0	3	3	0	0	1	2	0	11
TEAM				2							
TOTALS	22-47	5-17	14-17	28	17	63	15	12	6	2	200
FG%	1st: 11-23.478		2nd: 11-24.458			Game: 22-47.468					
3PT%	1st: 3-8.375		2nd: 2-9.222			Game: 5-17.294					
FT%	1st: 8-11.727		2nd: 6-6.1000			Game: 14-17.824					

Score By Half	1st	2nd	Game
Milwaukee	43	26	69
Wright State	33	30	63
			A-7,784

## Horizon League Championship Teams

## 2006 Horizon League Championship

March 7, 2006 • U.S. Cellular Arena  
Milwaukee 87, Butler 71



Boo Davis scored 18 points to lead a balanced University of Wisconsin-Milwaukee attack as the Panthers won the Horizon League Tournament and an automatic bid to NCAA Tournament with an 87-71 win over Butler at the U.S. Cellular Arena.

Milwaukee (21-8), which advanced to the Sweet 16 in 2005, will be making its third NCAA Tournament appearance in the last four years.

Joah Tucker added 15 points while tournament most valuable player Adrian Tigert contributed 14 points and nine rebounds as the Panthers took full advantage of their huge edge inside. Milwaukee outrebounded Butler, 40-24, and outscored the Bulldogs 56-24 in the paint.

The Panthers needed a number of contributors to step up after Tucker went to the bench with his fourth foul only 39 seconds into the second half. But Milwaukee continued to rely on its inside game and got key contributions from reserves Derrick Ford (seven points) and Mark Pancratz (six points).

Butler	FG-A	3P-A	FT-A	REB	PF	TP	A	TO	B	S	M
Polk	11-16	0-0	5-11	5	4	27	0	3	1	0	34
Crone	4-6	4-6	2-2	6	3	14	2	4	2	1	31
Horan	1-6	1-6	0-0	2	1	3	2	0	0	1	37
Graves	1-8	1-2	0-0	0	3	3	3	0	0	0	30
Sheets	6-15	5-11	3-3	4	4	20	5	3	0	0	40
Betko	0-2	0-2	0-0	0	1	0	2	0	0	0	12
Ligon	1-1	0-0	2-3	4	3	4	1	0	1	0	12
Streicher	0-0	0-0	0-0	0	0	0	0	0	1	0	4
TEAM				3							
TOTALS	24-54	11-27	12-19	24	19	71	15	10	5	2	200
FG%	1st: 10-22.455		2nd: 14-32.438			Game: 24-54.444					
3PT%	1st: 3-11.273		2nd: 8-16.500			Game: 11-27.407					
FT%	1st: 9-13.692		2nd: 3-6.500			Game: 12-19.632					

Milwaukee	FG-A	3P-A	FT-A	REB	PF	TP	A	TO	B	S	M
Tucker	5-11	1-3	4-4	4	4	15	1	3	0	0	25
McCoy	3-4	0-0	2-2	5	2	8	7	0	1	0	22
Tigert	6-15	0-1	2-2	9	3	14	5	1	0	2	35
Hill	3-6	0-2	4-5	4	2	10	1	2	0	1	34
Davis	6-14	2-7	4-4	9	2	18	4	2	0	0	37
Smith	2-5	0-1	0-0	1	1	4	0	1	0	0	19
Pancratz	3-3	0-0	0-1	1	1	6	0	0	0	0	10
Hanson	0-0	0-0	2-2	1	0	2	1	0	0	0	9
Hansen	1-1	1-1	0-0	0	0	3	0	0	0	0	1
Ford	3-3	0-0	1-1	2	2	7	0	0	2	0	8
TEAM				4							
TOTALS	32-62	4-15	19-21	40	17	87	19	9	3	3	200
FG%	1st: 15-31.484		2nd: 17-31.548			Game: 32-62.516					
3PT%	1st: 1-8.125		2nd: 3-7.429			Game: 4-15.267					
FT%	1st: 9-9.1000		2nd: 10-12.833			Game: 19-21.905					

Score By Half	1st	2nd	Game
Butler	32	39	71
Milwaukee	40	47	87
			A-10,021

## 2005 Horizon League Championship March 8, 2005 • U.S. Cellular Arena Milwaukee 59, Detroit 58



Adrian Tigert sank a free throw with 4.2 seconds left, giving the UWM a 59-58 win over Detroit in front of a sellout crowd of 10,783 at the U.S. Cellular Arena. The Panthers trailed most of the night and missed 11-of-24 free throws, including Tigert's first free throw in the final seconds. But, after Milwaukee coach Bruce Pearl called a timeout and instructed the rest of the starters to set up on defense, Tigert stepped up to the line and calmly sank his second shot.

Ed McCants' 18 points led the Panthers, who held Detroit scoreless over the final two minutes. Joah Tucker added 15 points and Boo Davis 12 for Milwaukee. Detroit's Brandon Cotton missed a runner at the buzzer that would have won the game for UDM.

Detroit led 32-24 early in the second half, but the Panthers responded with three-straight 3-pointers to go ahead 33-32. McCants' two free throws with 10:22 remaining capped the Panthers' 17-4 run and gave Milwaukee a 41-36 lead. But the Titans came back with nine-straight points and the Panthers trailed until Tucker sank two free throws with 55 seconds left to tie it at 58.

Detroit	FG-A	3P-A	FT-A	REB	PF	TP	A	TO	B	S	M
Baker	2-5	0-0	0-0	5	5	4	1	2	0	1	23
Covile	1-4	0-0	2-4	4	2	4	0	1	2	0	22
Abdur-Rahim	4-6	0-2	1-1	7	4	9	2	1	0	1	29
Cotton	9-24	0-0	3-5	4	3	21	2	2	0	0	37
Thues	2-6	1-4	2-2	3	1	7	1	3	0	4	36
Everingham	0-0	0-0	0-0	0	0	0	0	0	0	0	0+
Kelly	1-1	0-0	0-0	0	0	2	0	1	0	0	3
Shaw	2-3	0-0	3-4	5	2	7	0	1	0	0	23
Green	1-2	0-1	0-0	1	2	2	0	1	0	0	11
Goode	0-0	0-0	0-0	0	2	0	0	1	0	0	7
Bailey	1-3	0-0	0-0	2	1	2	1	0	1	0	9
TEAM				5							
TOTALS	23-54	1-7	11-16	36	22	58	7	13	3	6	200
FG%	1st: 13-26.500		2nd: 10-28.357			Game: 23-54.426					
3PT%	1st: 1-3.333		2nd: 0-4.000			Game: 1-7.143					
FT%	1st: 3-4.750		2nd: 8-12.667			Game: 11-16.688					

Milwaukee	FG-A	3P-A	FT-A	REB	PF	TP	A	TO	B	S	M
Tucker	4-10	2-3	5-6	3	3	15	2	2	1	1	36
Tigert	1-5	0-3	3-4	4	1	5	4	1	1	1	32
Hill	1-3	1-3	2-2	5	5	5	3	3	0	3	36
McCants	6-13	4-8	2-3	4	2	18	0	3	0	0	30
Davis	4-9	3-6	1-3	2	0	12	0	1	1	1	27
Pancratz	0-0	0-0	0-1	1	3	0	0	0	0	2	9
McCoy	2-6	0-1	0-0	4	1	4	0	1	1	0	11
Wright	0-1	0-0	0-3	3	2	0	1	1	0	0	19
Ford	0-0	0-0	0-2	0	0	0	0	0	0	0	0+
TEAM				7							
TOTALS	18-47	10-24	13-24	33	17	59	10	12	4	8	200
FG%	1st: 9-25.360		2nd: 9-22.409			Game: 18-47.383					
3PT%	1st: 4-14.286		2nd: 6-10.600			Game: 10-24.417					
FT%	1st: 2-7.286		2nd: 11-17.647			Game: 13-24.542					

Score By Half	1st	2nd	Game
Detroit	30	28	58
Milwaukee	24	35	59

A-10,783

## 2003 Horizon League Championship March 11, 2003 • U.S. Cellular Arena Milwaukee 69, Butler 52



Tournament MVP Clay Tucker scored 18 of his game-high 23 points in the first half in leading UWM to a 69-52 win over Butler, giving the Panthers their first-ever NCAA Division I Tournament berth.

Milwaukee scored the first 14 points on the night and never trailed in the game. Tucker scored seven of UWM's first 14 points and 11 of the first 23 as the Panthers grabbed a 23-6 lead with 11:38 to play in the first half and Butler never got back in the game.

In addition to his 23 points, Tucker added a team-high eight rebounds to go with game-bests in assists (4), steals (4), and blocks (2). Ronnie Jones added 16 for UWM while Justin Lettenberger added eight points and six rebounds off the bench.

Milwaukee outrebounded Butler 40-30 on the game while outshooting the Bulldogs 48.1 to 40.8 percent. The Panthers connected on 5-of-18 from three-point land while holding Butler, the league's leading three-point shooting team, to 5-of-21 from beyond the arc.

Butler	FG-A	3P-A	FT-A	REB	PF	TP	A	TO	B	S	M
Monserez	1-5	1-5	0-2	4	3	3	2	5	0	2	31
Curry	0-3	0-2	0-0	0	2	0	0	0	0	0	7
Cornette	5-12	0-0	0-2	8	4	10	3	5	1	2	38
Miller	1-5	0-3	2-2	4	4	4	1	4	0	1	34
Archey	5-9	2-5	2-2	4	4	14	0	3	0	1	36
Lightfoot	4-5	0-0	2-5	5	4	10	0	0	0	0	28
Horan	0-1	0-0	0-0	0	0	0	0	0	0	0	2
Sheets	4-9	2-6	1-3	3	1	11	1	2	0	1	23
Moore	0-0	0-0	0-0	0	1	0	0	0	0	0	1
TEAM				2							
TOTALS	20-49	5-21	7-16	30	23	52	7	19	1	7	200
FG%	1st: 6-21.286		2nd: 14-28.500			Game: 20-49.408					
3PT%	1st: 1-7.143		2nd: 4-14.286			Game: 5-21.238					
FT%	1st: 7-11.636		2nd: 0-5.000			Game: 7-16.438					

Milwaukee	FG-A	3P-A	FT-A	REB	PF	TP	A	TO	B	S	M
Page	3-7	0-1	0-0	5	4	6	1	3	0	1	20
Tucker	9-15	2-6	3-7	8	2	23	4	3	2	4	39
Mielke	3-5	0-0	3-3	7	4	9	1	2	2	1	25
Jones	5-14	2-6	4-6	7	1	16	2	3	0	2	35
Frederick	0-4	0-4	2-2	0	1	2	2	0	0	1	28
Huff	0-0	0-0	0-0	0	1	0	0	0	0	0	0+
Weisse	0-0	0-0	0-0	0	2	0	0	0	0	0	4
Winston	0-0	0-0	0-0	1	1	0	0	2	1	1	15
Lettenberger	3-4	1-1	1-2	6	1	8	2	3	0	2	24
Sanders	2-3	0-0	1-2	2	1	5	0	1	0	0	10
TEAM				4							
TOTALS	25-52	5-18	14-22	40	18	69	12	17	5	12	200
FG%	1st: 16-32.500		2nd: 9-20.450			Game: 25-52.481					
3PT%	1st: 4-13.308		2nd: 1-5.200			Game: 5-18.278					
FT%	1st: 2-4.500		2nd: 12-18.667			Game: 14-22.636					

Score By Half	1st	2nd	Game
Butler	20	32	52
Milwaukee	38	31	69

A-10,115

## League Tournament Game Records

**Points**

31	Jeremiah Bell vs. Detroit	2017
31	Joah Tucker vs. Loyola	2005
28	Jordan Aaron vs. Green Bay	2014
24	Anthony Hill vs. Valparaiso	2011
24	Clay Tucker vs. UIC	2003

**Field Goals Made**

9	Jeremiah Bell vs. Detroit	2017
9	Jordan Aaron vs. Green Bay	2014
9	Joah Tucker vs. Loyola	2005
9	Clay Tucker vs. Butler	2003

**Field Goals Attempted**

19	Jordan Aaron vs. Green Bay	2014
18	Three times, most recent	
	Jordan Aaron vs. Valparaiso	2014

**Field Goal Percentage (8 made)**

.900 (9-10)	Jeremiah Bell vs. Detroit	2017
.600 (9-15)	Clay Tucker vs. Butler	2003
.560 (9-16)	Joah Tucker vs. Loyola	2005

**Three-Point Field Goals Made**

6	Ed McCants vs. Detroit	2004
6	Pat McCabe vs. Wright State	1997
5	Four players	

**Three-Point Field Goals Attempted**

11	Ed McCants vs. UIC	2004
10	Ed McCants vs. Detroit	2004
10	Cyrus Caldwell vs. Butler	1997

**Three-Point Field Goal Pct. (5 att.)**

.833 (5-6)	Dylan Page vs. UIC	2004
.800 (4-5)	Jeremiah Bell vs. Detroit	2017
.714 (5-7)	Boo Davis vs. Loyola	2005

**Free Throws Made**

14	Clay Tucker vs. UIC	2003
13	Joah Tucker vs. Loyola	2005
11	Jordan Johnson vs. Green Bay	2016
11	Matt Tiby vs. Valparaiso	2014
10	Anthony Hill vs. Valparaiso	2011
10	Dylan Page vs. UIC	2003

**Free Throws Attempted**

17	Clay Tucker vs. UIC	2003
14	Joah Tucker vs. Loyola	2005
13	Anthony Hill vs. Valparaiso	2011
13	Anthony Hill vs. Cleveland State	2010

**Free Throw Percentage (10 made)**

1.000 (11-11)	Jordan Johnson vs. Green Bay	2016
1.000 (11-11)	Matt Tiby vs. Valpo	2014
1.000 (10-10)	Dylan Page vs. UIC	2003
.929 (13-14)	Joah Tucker vs. Loyola	2005
.823 (14-17)	Clay Tucker vs. UIC	2003

**Minutes Played**

45	Jordan Aaron vs. Green Bay	2014
40	Kyle Kelm vs. Green Bay	2014
40	Austin Arians vs. Green Bay	2014
40	Steve McWhorter vs. Green Bay	2014
40	Kaylon Williams vs. Valparaiso	2011

**Rebounds**

15	Otto McDuffie vs. Butler	1997
11	Brock Stull vs. Detroit	2017
11	Matt Tiby vs. Northern Kentucky	2016
11	Tony Meier vs. UIC	2012
11	Anthony Hill vs. Valparaiso	2011

**Assists**

8	Jordan Johnson vs. Northern Kentucky	2016
8	Allan Hanson vs. UIC	2007
7	Steve McWhorter vs. Wright St.	2014
7	Jason McCoy vs. Butler	2006
6	Three times	

**Steals**

5	Ryan Allen vs. UIC	2012
4	Clay Tucker vs. Butler	2003
4	Clay Tucker vs. UIC	2003
4	Roderick Johnson vs. N. Illinois	1996

**Blocked Shots**

4	Dylan Page vs. UIC	2003
4	Damion Ninkovic vs. Detroit	1998
3	Brett Prahls vs. Detroit	2017
3	Matt Tiby vs. Green Bay	2016
3	Derrick Ford vs. Loyola	2006
3	Ed McCants vs. Detroit	2004

**Turnovers**

7	Jordan Johnson vs. Green Bay	2016
6	Kaylon Williams vs. Butler	2011
5	Five times	

**Milwaukee League Tournament Results**

**1996 at Dayton, Ohio**  
Quarterfinals  
Northern Illinois 80, Milwaukee 78

**1997 at Dayton, Ohio**  
First Round  
Milwaukee 81, Wright State 70  
Quarterfinals  
Butler 48, Milwaukee 36

**1998 at Green Bay, Wis.**  
Quarterfinals  
Detroit 74, Milwaukee 60

**1999 at Chicago, Ill.**  
Quarterfinals  
Green Bay 72, Milwaukee 66

**2000 at Chicago, Ill.**  
Quarterfinals  
Milwaukee 62, Green Bay 58  
Semifinals  
Butler 65, Milwaukee 51

**2001 at Dayton, Ohio**  
Quarterfinals  
Wright State 64, Milwaukee 63

**2002 at Cleveland, Ohio**  
Quarterfinals  
UIC 75, Milwaukee 63

**2003 at Milwaukee, Wis.**  
Semifinals  
Milwaukee 75, UIC 73  
Championship  
Milwaukee 69, Butler 52

**2004 at Multiple Sites**  
Semifinals at Indianapolis, Ind.  
Milwaukee 58, Detroit 50  
Championship at Milwaukee, Wis.  
UIC 65, Milwaukee 62

**2005 at Milwaukee, Wis.**  
Semifinals  
Milwaukee 94, Loyola 76  
Championship  
Milwaukee 59, Detroit 58

**2006 at Milwaukee, Wis.**  
Semifinals  
Milwaukee 80, Loyola 66  
Championship  
Milwaukee 87, Butler 71

**2007 at Chicago, Ill.**  
First Round  
UIC 83, Milwaukee 77

**2008 at Milwaukee, Wis.**  
First Round  
Loyola 57, Milwaukee 51

**2009 at Multiple Sites**  
First Round at Milwaukee, Wis.  
Milwaukee 77, Loyola 68  
Second Round at Indianapolis, Ind.  
Wright State 80, Milwaukee 70

**2010 at Multiple Sites**  
First Round at Milwaukee, Wis.  
Milwaukee 73, UIC 67  
Second Round at Indianapolis, Ind.  
Milwaukee 82, Cleveland State 75  
Semifinals at Indianapolis, Ind.  
Butler 68, Milwaukee 59

**2011 at Milwaukee, Wis.**  
Semifinals  
Milwaukee 70, Valparaiso 63  
Championship  
Butler 59, Milwaukee 44

**2012 at Multiple Sites**  
First Round at Milwaukee, Wis.  
Milwaukee 68, UIC 55  
Second Round at Valparaiso, Ind.  
Butler 71, Milwaukee 49

**2013 at Green Bay, Wis.**  
First Round  
Green Bay 62, Milwaukee 46

**2014 at Multiple Sites**  
First Round at Milwaukee, Wis.

Milwaukee 83, Detroit 73  
Second Round at Green Bay, Wis.  
Milwaukee 74, Valparaiso 57  
Semifinals at at Green Bay, Wis.  
Milwaukee 73, Green Bay 66  
Championship at Dayton, Ohio  
Milwaukee 69, Wright State 63

**2016 at Detroit, Mich.**  
First Round  
Milwaukee 86, Northern Kentucky 69  
Second Round  
Green Bay 70, Milwaukee 61

**2017 at Detroit, Mich.**  
First Round  
Milwaukee 85, Detroit Mercy 60  
Second Round  
Milwaukee 43, Valparaiso 41  
Semifinals  
Milwaukee 74, UIC 68  
Championship  
Northern Kentucky 59, Milwaukee 53



## League Tournament Team Records

### Points

94	vs. Loyola	2005
87	vs. Butler	2006
86	vs. Northern Kentucky	2016
85	vs. Detroit Mercy	2017

### Points (two teams)

170	vs. Loyola	2005
160	vs. UIC	2007
158	Two times	

### Points (one half)

52	vs. Loyola	2005
50	vs. Cleveland State	2010
47	vs. Butler	2006

### Field Goals Made

32	vs. Butler	2006
32	vs. Loyola	2005
31	vs. Loyola	2006

### Field Goals Attempted

64	vs. UIC	2007
62	vs. Butler	2006
62	vs. Northern Illinois	1996

### Field Goal Percentage

.568 (25-44)	vs. Detroit	2017
.553 (26-47)	vs. Cleveland State	2010
.549 (28-51)	vs. Northern Kentucky	2016
.542 (32-59)	vs. Loyola	2005

### Three-Point Field Goals Made

11	Three times	
Last:	vs. Northern Kentucky	2016

### Three-Point Field Goals Attempted

31	vs. Green Bay	2016
27	vs. Loyola	2008
26	Three times	
Last:	vs. Wright State	2009

### Three-Point Field Goal Percentage

.579 (11-19)	vs. Wright State	1997
.571 (8-14)	vs. Cleveland State	2010
.526 (10-19)	vs. Wright State	2001

### Free Throws Made

34	vs. Loyola	2009
34	vs. Green Bay	2000
29	vs. UIC	2003

### Free Throws Attempted

43	vs. Loyola	2009
38	vs. UIC	2010
38	vs. Green Bay	2000
37	vs. UIC	2003

### Free Throw Percentage

1.000 (9-9)	vs. Wright State	2001
.909 (20-22)	vs. Loyola	2005
.905 (19-21)	vs. Butler	2006

### Rebounds

48	vs. Loyola	2009
47	vs. UIC	2010
44	vs. Green Bay	2016
41	vs. Valparaiso	2014

### Rebounding Margin

+22	vs. Valparaiso	2014
+16	vs. Butler	2006
+13	vs. UIC	2010

### Assists

21	vs. Northern Kentucky	2016
21	vs. UIC	2007
19	vs. Butler	2006
18	vs. Loyola	2005

### Steals

12	vs. Butler	2003
11	vs. Loyola	2006
10	Four times	

### Blocked Shots

9	vs. UIC	2003
5	Four times	
Last:	vs. Detroit	2017

### Turnovers

23	vs. Detroit	1998
21	vs. UIC	2010
19	vs. Loyola	2005

### Fouls

30	vs. Northern Illinois	1996
28	vs. Valparaiso	2014
25	vs. UIC	2002

### Fewest Points Scored

36	vs. Butler	1997
43	vs. Valparaiso	2017
44	vs. Butler	2011
46	vs. Green Bay	2013

### Fewest Field Goals Made

12	vs. Butler	2011
13	vs. Green Bay	2013
13	vs. Green Bay	2000

### Fewest Field Goals Attempted

40	vs. Butler	2011
44	vs. Detroit	2017
44	vs. Detroit	2004

### Lowest Field Goal Percentage

.265 (13-49)	vs. Green Bay	2013
.275 (14-51)	vs. Butler	1997
.289 (13-45)	vs. Green Bay	2000

### Fewest Three-Point Field Goals Made

2	vs. Green Bay	2000
4	Five times	

### Fewest Three-Point Field Goals Att.

14	vs. Green Bay	1999
15	vs. Butler	2006
16	vs. UIC	2017

### Lowest Three-Point Field Goal Pct.

.100 (2-20)	vs. Green Bay	2000
.154 (4-26)	vs. Butler	2000
.185 (5-27)	vs. Loyola	2008

### Fewest Free Throws Made

2	vs. Butler	1997
6	vs. Valparaiso	2017
8	Two times	

### Fewest Free Throws Attempted

3	vs. Butler	1997
9	vs. Valparaiso	2017
9	vs. Wright State	2001

### Lowest Free Throw Percentage

.400 (8-20)	vs. UIC	2004
.542 (13-24)	vs. Detroit	2005

### Fewest Rebounds

25	vs. Butler	2012
25	vs. Wright State	2001
27	vs. Detroit	2014

### Fewest Assists

5	vs. Detroit	1998
6	vs. Green Bay	2013
6	vs. Butler	1997

### Fewest Steals

1	vs. Wright State	2014
1	vs. Green Bay	2013
2	vs. Wright State	2001

### Fewest Turnovers

8	vs. Northern Kentucky	2017
8	vs. UIC	2017
8	vs. Valparaiso	2017
8	vs. Butler	2010

### Fewest Fouls

12	vs. Northern Kentucky	2016
13	Three times	

## Program History

Year	Coach	Record	Pct.	League
1896-97	None Listed	9-2	.818	Independent
1897-98	None Listed	5-1	.833	Independent
1898-99	None Listed	7-1	.875	Independent
1899-00	None Listed	0-3	.000	Independent
1900-01	None Listed	13-3	.813	Independent
1901-02	None Listed	15-2	.882	Independent
1902-03	None Listed	8-9	.471	Independent
1903-04	None Listed	13-5	.722	Independent
1904-05	None Listed	#2-6	.250	Independent
1905-06	None Listed	#2-6	.250	Independent
1906-07	None Listed	#2-3	.400	Independent
1907-08	None Listed	#3-5	.375	Independent
1908-09	Charles Davies	7-8	.467	Independent
1909-10	Charles Davies	#4-11	.267	Independent
1910-11	Emmett Angell	12-5	.706	Independent
1911-12	Emmett Angell	14-2	.875	Independent
1912-13	Emmett Angell	14-2	.875	WNC
1913-14	Emmett Angell	11-8	.579	WNC
1914-15	Barney Anderson	15-5	.750	WNC
1915-16	Barney Anderson	8-10-1	.450	WNC
1916-17	Barney Anderson	3-11	.214	WNC
1917-18	Paul Stothart	1-9	.100	WNC
1918-19	George Downer	10-5	.667	WNC
1919-20	George Downer	5-7	.417	WNC
1920-21	Barney Anderson	2-9	.182	WNC
1921-22	Barney Anderson	6-7	.462	WNC
1922-23	Barney Anderson	2-10	.167	WNC
1923-24	Barney Anderson	11-5	.688	WNC
1924-25	Barney Anderson	7-10	.412	WNC
1925-26	Barney Anderson	5-9	.357	WNC
1926-27	Milton Murray	1-11	.083	WNC
1927-28	Milton Murray	5-12	.294	WSTCC
1928-29	Milton Murray	5-10	.333	WSTCC
1929-30	Milton Murray	6-7	.462	WSTCC
1930-31	Guy Penwell	8-7	.533	WSTCC
1931-32	Guy Penwell	4-13	.235	WSTCC
1932-33	Guy Penwell	9-8	.529	WSTCC
1933-34	Guy Penwell	13-4	.765	WSTCC
1934-35	Guy Penwell	9-6	.600	WSTCC
1935-36	Guy Penwell	12-5	.706	WSTCC
1936-37	Guy Penwell	7-9	.438	WSTCC
1937-38	Guy Penwell	11-5	.688	WSTCC
1938-39	Guy Penwell	9-7	.563	WSTCC
1939-40	Guy Penwell	12-4	.750	WSTCC
1940-41	Guy Penwell	16-0	1.00	WSTCC
1941-42	Guy Penwell	11-5	.688	WSTCC
1942-43	John Tierney	7-6	.538	WSTCC
1943-44	John Tierney	6-7	.462	WSTCC
1944-45	John Tierney	9-6	.600	WSTCC
1945-46	John Tierney	12-6	.667	WSTCC
1946-47	Guy Penwell	11-8	.579	WSTCC-South
1947-48	Guy Penwell	13-8	.619	WSTCC-South
1948-49	Guy Penwell	10-12	.455	WSTCC
1949-50	Guy Penwell	20-7	.741	WSTCC
1950-51	Guy Penwell	6-15	.286	WSCC
1951-52	Guy Penwell	5-15	.250	WSCC
1952-53	Russ Rebholz	9-12	.429	WSCC
1953-54	Russ Rebholz	14-7	.667	WSCC
1954-55	Russ Rebholz	11-10	.524	WSCC
1955-56	Russ Rebholz	13-8	.619	WSCC
1956-57	Russ Rebholz	12-7	.632	WSCC
1957-58	Russ Rebholz	13-7	.650	WSCC
1958-59	Russ Rebholz	17-4	.810	WSCC
1959-60	Russ Rebholz	18-4	.818	WSCC
1960-61	Russ Rebholz	8-12	.400	WSCC
1961-62	Russ Rebholz	4-17	.190	WSCC

Year	Coach	Record	Pct.	League
1962-63	Russ Rebholz	4-17	.190	WSCC
1963-64	Ray Krzoska	3-18	.143	WSCC
1964-65	Ray Krzoska	9-14	.391	Independent
1965-66	Ray Krzoska	15-10	.600	Independent
1966-67	Ray Krzoska	14-11	.560	Independent
1967-68	Ray Krzoska	16-11	.593	Independent
1968-69	Ray Krzoska	15-11	.577	Independent
1969-70	Ray Krzoska	14-12	.538	Independent
1970-71	Charles Parsley	13-10	.565	Independent
1971-72	Charles Parsley	15-11	.577	Independent
1972-73	Charles Parsley	18-8	.692	Independent
1973-74	Bill Klucas	14-12	.538	Independent
1974-75	Bill Klucas	8-18	.308	Independent
1975-76	Bob Gottlieb	11-15	.423	Independent
1976-77	Bob Gottlieb	19-8	.704	Independent
1977-78	Bob Gottlieb	15-12	.556	Independent
1978-79	Bob Gottlieb	8-18	.308	Independent
1979-80	Bob Gottlieb	9-17	.346	Independent
1980-81	Bob Voight	13-13	.500	Independent
1981-82	Bob Voight	20-6	.769	Independent
1982-83	Bob Voight	18-6	.750	Independent
1983-84	Ray Swetalla	6-20	.231	Independent
1984-85	Ray Swetalla	9-17	.346	Independent
1985-86	Ray Swetalla	10-17	.370	Independent
1986-87	Ray Swetalla	8-20	.286	Independent
1987-88	Steve Antrim	16-12	.571	Independent
1988-89	Steve Antrim	24-7	.774	Independent
1989-90	Steve Antrim	10-18	.357	Independent
1990-91	Steve Antrim	18-10	.643	Independent
1991-92	Steve Antrim	20-8	.714	Independent
1992-93	Steve Antrim	23-4	.852	Independent
1993-94	Steve Antrim	10-17	.370	Mid-Con
1994-95	Steve Antrim	3-24	.111	MCC
1995-96	Ric Cobb	9-18	.333	MCC
1996-97	Ric Cobb	8-20	.286	MCC
1997-98	Ric Cobb	3-24	.111	MCC
1998-99	Ric Cobb	8-19	.296	MCC
1999-00	Bo Ryan	15-14	.517	MCC
2000-01	Bo Ryan	15-13	.536	MCC
2001-02	Bruce Pearl	16-13	.552	Horizon
2002-03	Bruce Pearl	24-8	.750	Horizon
2003-04	Bruce Pearl	20-11	.645	Horizon
2004-05	Bruce Pearl	26-6	.813	Horizon
2005-06	Rob Jeter	22-9	.710	Horizon
2006-07	Rob Jeter	9-22	.290	Horizon
2007-08	Rob Jeter	14-16	.467	Horizon
2008-09	Rob Jeter	17-14	.548	Horizon
2009-10	Rob Jeter	20-14	.588	Horizon
2010-11	Rob Jeter	19-14	.576	Horizon
2011-12	Rob Jeter	20-14	.588	Horizon
2012-13	Rob Jeter	8-24	.250	Horizon
2013-14	Rob Jeter	21-14	.600	Horizon
2014-15	Rob Jeter	14-16	.467	Horizon
2015-16	Rob Jeter	20-13	.606	Horizon
2016-17	LaVall Jordan	11-24	.314	Horizon
<b>Total</b>	<b>119 years</b>	<b>1339-1249-1</b>	<b>.517</b>	

## Key:

WNC - Wisconsin Normal Conference  
WSTCC - Wisconsin State Teacher's College Conference  
WSUC - Wisconsin State Universities Conference  
WSCC - Wisconsin State Colleges Conference  
Mid-Con - Mid-Continent Conference  
MCC - Midwestern Collegiate Conference  
Horizon - Horizon League

## Year-by-Year Leaders

### Year-By-Year Scoring Leaders (1933-present)

Year	Name	Pts	Avg	Year	Name	Pts	Avg	Year	Name	Pts	Avg
1932-33	Paul Humke	184	N/A	1961-62	Ed Markunas	312	14.8	1989-90	Andy Ronan	453	17.2
1933-34	Paul Humke	N/A	N/A		Jerry Neitzel	312	14.8	1990-91	Von McDade	830	29.6
1934-35	Paul Humke	N/A	N/A	1962-63	Roger Kriete	234	11.1	1991-92	Craig Greene	474	16.9
1935-36	Walt Sprangers	197	11.6	1963-64	Dennis Kocs	305	14.4	1992-93	Craig Greene	466	17.3
1936-37	Williard Rudiger	N/A	N/A	1964-65	Larry Reed	504	21.9		Marc Mitchell	466	17.3
1937-38	Ray Krzoska	131	N/A	1965-66	Larry Reed	542	21.7	1993-94	Michael Hughes	502	20.1
1938-39	Ray Krzoska	151	9.4	1966-67	Larry Reed	503	20.1	1994-95	Shannon Smith	661	24.5
1939-40	Ken Buehler	253	15.8	1967-68	Dexter Riesch	466	17.3	1995-96	Roderick Johnson	391	14.5
1940-41	Ken Buehler	291	21.0	1968-69	Terry Reikowski	443	17.0	1996-97	Pat McCabe	347	12.4
1941-42	Ken Buehler	224	16.0	1969-70	Cecil Morries	468	18.0	1997-98	Pat McCabe	266	9.9
1942-43	Norm Geske	N/A	N/A	1970-71	Henry Davis	313	14.2	1998-99	Chad Angeli	403	14.9
1943-44	Chet Schroeder	N/A	N/A	1971-72	Harold Lee	414	15.9	1999-00	Chad Angeli	483	16.6
1944-45	Kenny Lemmer	217	14.5	1972-73	Harold Lee	427	16.4	2000-01	Clay Tucker	389	13.9
1945-46	Jerry Ryerson	188	13.4	1973-74	Kessem Grimes	380	15.8	2001-02	Clay Tucker	510	17.6
1946-47	Bob Bolz	203	N/A	1974-75	Raymond Nixon	382	14.7	2002-03	Clay Tucker	550	18.3
1947-48	Bob Bolz	330	15.0	1975-76	Glen Allen	332	12.8	2003-04	Dylan Page	647	20.9
1948-49	Bob Bolz	336	15.3	1976-77	Gerald Hardnett	444	17.1	2004-05	Ed McCants	556	17.4
1949-50	Kenny Lemmer	391	14.5	1977-78	Gerald Hardnett	556	20.6	2005-06	Joah Tucker	510	16.5
1950-51	Allan Wulz	N/A	N/A	1978-79	Gerald Hardnett	368	14.7	2006-07	Avery Smith	481	15.5
1951-52	Allan Wulz	291	13.9	1979-80	Bob Flood	408	16.3	2007-08	Paige Paulsen	398	13.3
1952-53	Allan Wulz	331	17.5	1980-81	Ricky Trotter	406	18.5	2008-09	Tone Boyle	396	13.2
1953-54	Tom Hanrahan	228	N/A	1981-82	Kevin Jones	609	25.4	2009-10	Ricky Franklin	500	14.7
1954-55	Scott Netzel	401	N/A	1982-83	Kevin Jones	444	26.1	2010-11	Anthony Hill	490	15.3
1955-56	Tom Kneusel	388	18.5	1983-84	Steve Pitrof	383	19.2	2011-12	Tony Meier	315	11.3
1956-57	Tom Kneusel	384	20.2	1984-85	John Smilanich	416	16.0	2012-13	Jordan Aaron	462	14.4
1957-58	Tom Kneusel	438	20.9	1985-86	Erik Schten	375	13.9	2013-14	Jordan Aaron	456	14.7
1958-59	Jerry Grochowski	362	17.2	1986-87	Erik Schten	469	16.8	2014-15	Steve McWhorter	426	14.2
1959-60	Jerry Grochowski	513	22.3	1987-88	Clarence Wright	540	20.0	2015-16	Matt Tiby	514	15.6
1960-61	Jerry Grochowski	466	23.3	1988-89	Andy Ronan	542	17.5	2016-17	Brock Stull	474	13.5

### Year-By-Year Rebounding Leaders (1958-present)

Year	Name	Rbs	Avg	Year	Name	Rbs	Avg	Year	Name	Rbs	Avg
1957-58	Tom Kneusel	314	15.0	1977-78	Al Walker	266	9.9	1997-98	Damion Ninkovic	165	6.1
1958-59	Tom Kneusel	282	13.4	1978-79	Brian Nyenhuis	184	7.1	1998-99	Damion Ninkovic	149	5.7
1959-60	Jerry Grochowski	269	12.2	1979-80	Bob Flood	177	7.0	1999-00	Clay Tucker	133	5.3
1960-61	Jerry Grochowski	346	17.3	1980-81	Willie Bryant	160	6.4	2000-01	James Wright	154	6.2
1961-62	Roger Kriete	N/A	N/A	1981-82	Keith Rosser	177	6.8	2001-02	Clay Tucker	182	6.3
1962-63	Roger Kriete	N/A	N/A	1982-83	Rich Czarnecki	168	7.0	2002-03	Dylan Page	207	6.5
1963-64	Jim Frank	151	7.2	1983-84	Miles Aquino	120	5.7	2003-04	Dylan Page	204	6.6
1964-65	Larry Reed	385	16.7	1984-85	Kevin Cox	135	5.2	2004-05	Adrian Tigert	214	6.7
1965-66	Larry Reed	425	17.0	1985-86	Erik Schten	155	5.7	2005-06	Adrian Tigert	212	7.3
1966-67	Larry Reed	462	18.5	1986-87	Erik Schten	209	7.5	2006-07	Paige Paulsen	172	5.7
1967-68	Not available			1987-88	Erik Schten	247	8.8	2007-08	Paige Paulsen	191	6.4
1968-69	Tom Reikowski	311	12.0	1988-89	Andy Ronan	225	7.3	2008-09	James Eayrs	169	5.5
1969-70	Cecil Morries	NA	16.3	1989-90	Randy Doss	258	9.2	2009-10	James Eayrs	198	5.8
1970-71	Henry Davis	286	12.4	1990-91	Randy Doss	205	7.3	2010-11	Anthony Hill	212	6.6
1971-72	Richard Cox	284	10.9	1991-92	Craig Greene	163	5.8	2011-12	James Haarsma	178	5.4
1972-73	Richard Cox	280	10.8	1992-93	Craig Greene	186	6.9	2012-13	Demetrius Harris	170	5.3
1973-74	Kessem Grimes	217	9.0	1993-94	Michael Hughes	177	7.1	2013-14	Matt Tiby	228	6.5
1974-75	Glen Allen	228	8.8	1994-95	Nathan Schrameyer	183	6.8	2014-15	Matt Tiby	234	7.8
1975-76	Glen Allen	239	9.6	1995-96	Roderick Johnson	193	7.1	2015-16	Matt Tiby	272	8.2
1976-77	Noren Merritt	174	6.7	1996-97	Otto McDuffie	182	6.5	2016-17	Brock Stull	232	6.6

### Year-By-Year Assist Leaders (1975-present)

Year	Name	Ast	Avg	Year	Name	Ast	Avg	Year	Name	Ast	Avg
1974-75	Harren Warren	116	4.6	1989-90	Bob Anthony	123	4.4	2004-05	Chris Hill	103	3.2
1975-76	Larry Pikes	103	4.0	1990-91	Von McDade	103	3.7	2005-06	Chris Hill	86	2.8
1976-77	Gerald Hardnett	129	5.0	1991-92	Marc Mitchell	156	6.2	2006-07	Allan Hanson	90	2.9
1977-78	Gerald Hardnett	92	3.4	1992-93	Marc Mitchell	189	7.0	2007-08	Ricky Franklin	77	2.6
1978-79	Tim Cullen	91	3.6	1993-94	Mark Briggs	94	3.5	2008-09	Avery Smith	91	3.1
1979-80	Tim Cullen	79	3.0	1994-95	Derek Durham	57	2.7	2009-10	Ricky Franklin	132	3.9
1980-81	Kerry Glover	72	3.1	1995-96	Derek Durham	111	4.1	2010-11	Kaylon Williams	178	5.4
1981-82	Kerry Glover	138	5.3	1996-97	Cyrus Caldwell	101	3.6	2011-12	Kaylon Williams	215	6.5
1982-83	Jim Gruszka	80	3.3	1997-98	Cyrus Caldwell	128	4.7	2012-13	Jordan Aaron	128	4.0
1983-84	Barney Hall	57	2.4	1998-99	Cyrus Caldwell	104	3.9	2013-14	Steve McWhorter	140	4.0
1984-85	Dwayne Glover	60	2.4	1999-00	Kalombo Kadima	71	2.4	2014-15	Steve McWhorter	137	4.6
1985-86	Dwayne Glover	127	4.7	2000-01	Clay Tucker	75	2.7	2015-16	Jordan Johnson	267	8.1
1986-87	Mike McNabb	82	2.9	2001-02	Clay Tucker	87	3.0	2016-17	August Haas	134	3.8
1987-88	Maurice Turner	96	3.4	2002-03	Clay Tucker	124	4.1				
1988-89	Clarence Wright	151	4.9	2003-04	Adrian Tigert	110	3.5				



## Milwaukee's 1,000-Point Club

Clay Tucker	1999-2003	1,788
Larry Reed	1959-60/64-67	1,693
Jerry Grochowski	1957-61	1,688
Gerald Hardnett	1975-79	1,602
Tom Kneusel	1955-59	1,565
Tom Reikowski	1965-70	1,459
Chad Angeli	1997-01	1,417
Joah Tucker	2003-06	1,416
Dylan Page	2000-04	1,388
Matt Tiby	2013-16	1,332
Dexter Riesch	1966-70	1,359
Ricky Franklin	2006-10	1,291
Scott Netzel	1953-57	1,226
Craig Greene	1989-93	1,216
Dave Vincent	1957-61	1,208
Jason Frederick	1999-2003	1,185
Ronnie Jones	1999-2003	1,182
Erik Schten	1986-88	1,141
Todd Fredenberg	1963-67	1,121
Adrian Tigert	2001-06	1,091
Ed McCants	2003-05	1,087
Clarence Wright	1987-89	1,056
Kevin Jones	1981-83	1,053
Tony Meier	2008-12	1,044
Anthony Hill	2007-11	1,022
Pat McCabe	1994-98	1,020

## Milwaukee's 500-Rebound Club

Larry Reed	1959-60/64-67	1,529
Tom Reikowski	1965-70	1,080
Tom Knuesel	1955-59	792
Adrian Tigert	2001-06	760
Richard Cox	1971-74	753
Matt Tiby	2013-16	734
Erik Schten	1985-88	611
Clay Tucker	1999-2003	592
Craig Greene	1989-93	557
Al Walker	1975-78	546
Dylan Page	2000-04	520
Chad Angeli	1997-01	519
Glen Allen	1973-76	516
Anthony Hill	2007-11	513
Joah Tucker	2003-06	513

Note: School rebounding records prior to 1965 are incomplete

## Milwaukee's 300-Assist Club

Gerald Hardnett	1975-79	448
Kaylon Williams	2010-12	383
Marc Mitchell	1991-93	345
Clay Tucker	1999-2003	341
Cyrus Caldwell	1996-99	333
Ricky Franklin	2006-10	332
Adrian Tigert	2001-06	309
Chris Hill	2001-06	304
Tim Cullen	1976-80	303

## Milwaukee's 150-Steal Club

Clay Tucker	1999-2003	194
Gerald Hardnett	1975-79	162
Marc Mitchell	1991-93	154

## Top Single-Game Performances (Pre-1990s)

Points

Gerald Hardnett	46	3/4/78
Tom Kneusel	44	1/28/56
Phil Michalovitz	44	12/11/65
Jerry Grochowski	39	3/4/60
Larry Reed	38	2/7/66

Rebounds

Cecil Morries	34	1/5/70
Larry Reed	32	12/21/65
Tom Hanrahan	28	1/12/57
Tom Knuesel	26	12/18/56
Roger Kriete	25	3/2/63
Four players	24	

Assists

Kerry Glover	14	2/24/82
Larry Pikes	13	1976
Gerald Hardnett	12	12/13/76
Gerald Hardnett	12	2/15/77
Dwayne Glover	12	2/3/86
Clarence Wright	12	2/3/89

Steals


Kerry Glover	8	2/26/85
Gerald Hardnett	7	12/19/77
Gerald Hardnett	7	3/4/78
Kerry Glover	7	1/31/81

Blocked Shots

Bruce Payton	6	1/22/86
Al Walker	4	11/26/77
Al Walker	4	12/12/77
Al Walker	4	2/27/78
Ricky Trotter	4	1/6/81

Field Goals

Phil Michalovitz	21	12/11/65
Gerald Hardnett	17	3/4/78
Gerald Hardnett	16	1/5/78
Phil Michalovitz	15	1/22/66
Larry Reed	14	1/11/66
Larry Reed	14	2/7/66
Larry Reed	14	2/26/66



Gerald Hardnett scored 46 points on March 4, 1978

Field Goal Attempts

Jerry Grochowski	42	3/4/60
Gerald Hardnett	34	1/5/78
Dave Vincent	32	2/13/60
Dave Vincent	28	1/6/60
Gerald Hardnett	27	3/4/78

Field Goal Percentage

George Tandy	.909 (10-11)	12/11/72
Noren Merritt	.909 (10-11)	12/18/76
Brian Nyenhuis	.909 (10-11)	3/2/78
Robert Jammer	.900 (9-10)	12/23/75
Gerald Hardnett	.882 (15-17)	12/22/77

### Single-Season Records (Pre-1990)

#### Points

Kevin Jones	609	1981-82
Gerald Hardnett	556	1977-78
Larry Reed	542	1965-66
Andy Ronan	542	1988-89
Clarence Wright	540	1987-88

#### Rebounds

Larry Reed	462	1966-67
Larry Reed	425	1965-66
Larry Reed	385	1964-65
Tom Reikowski	316	1966-67
Tom Kneusel	314	1957-58

#### Assists

Clarence Wright	151	1988-89
Kerry Glover	138	1981-82
Gerald Hardnett	129	1976-77
Dwayne Glover	127	1985-86
Bob Anthony	123	1989-90

#### Steals

Gerald Hardnett	85	1977-78
Dwayne Glover	79	1985-86
Clarence Wright	67	1988-89
Gerald Hardnett	65	1976-77
Larry Pikes	57	1976-77

#### Blocked Shots

Al Walker	46	1977-78
John Smilanich	35	1984-85
Al Walker	32	1976-77
Miles Aquino	24	1983-84
Brian Nyenhuis	22	1978-79

#### Field Goals

Kevin Jones	245	1981-82
Gerald Hardnett	233	1977-78
Larry Reed	213	1965-66
Andy Ronan	213	1988-89
Keith Rosser	203	1981-82

#### Field Goal Attempts

Harold Lee	519	1972-73
Jerry Grochowski	501	1960-61
Gerald Hardnett	492	1977-78
Kevin Jones	492	1981-82
Jerry Grochowski	470	1959-60

#### Field Goal Percentage

Keith Rosser	.613 (203-331)	1981-82
Andy Ronan	.597 (213-357)	1988-89
Glen Allen	.547 (134-245)	1975-76
Kevin Jones	.537 (183-341)	1982-83
Larry Pikes	.533 (159-298)	1976-77

### Career Records (Pre-1990)

#### Points

Larry Reed	1,693	1959-60/64-67
Jerry Grochowski	1,688	1957-61
Gerald Hardnett	1,602	1975-79
Tom Kneusel	1,565	1955-59
Tom Reikowski	1,459	1965-70

#### Rebounds

Larry Reed	1,529	1959-60/64-67
Tom Reikowski	1,080	1965-70
Richard Cox	753	1971-74
Erik Schtena	611	1985-88
Al Walker	546	1975-78

#### Assists

Gerald Hardnett	448	1975-79
Tim Cullen	303	1976-80
Maurice Turner	268	1985-89
Clarence Wright	239	1987-89
Kerry Glover	212	1980-82

#### Steals

Gerald Hardnett	162	1975-78
Maurice Turner	128	1985-89
Tim Cullen	126	1976-80
Dwayne Glover	126	1984-86
Clarence Wright	117	1987-89

#### Blocked Shots

Al Walker	78	1975-78
John Smilanich	55	1984-86
Miles Aquino	44	1982-84
Brian Nyenhuis	41	1977-79
Rich Czarnecki	36	1981-83

#### Field Goals

Gerald Hardnett	673	1975-79
Jerry Grochowski	662	1957-61
Larry Reed	639	1959-60/64-67
Dave Vincent	493	1957-61
Dexter Riesch	491	1966-70

#### Field Goal Attempts

Jerry Grochowski	1701	1957-61
Gerald Hardnett	1457	1975-79
Erik Schten	1006	1985-88
Steve Pitrof	856	1979-83
Phil Michalovitz	849	1963-66

#### Field Goal Percentage

Andy Ronan	.532 (394-741)	1988-90
Larry Pikes	.522 (265-508)	1975-77
Kevin Jones	.514 (428-833)	1981-83
John Smilanich	.509 (339-666)	1983-85
Noren Merritt	.488 (275-564)	1975-77

### About The Milwaukee Record Book

The Milwaukee Record Book is meant to recognize all eras of Panther basketball. The early pages cite records during the entire history of basketball at the school, followed by individual and team records for all seasons prior to 1990. During those years, Milwaukee was affiliated with both the NCAA and NAIA, as a Division I, II and D-III institution. The following pages then recognize the records since 1990, when Milwaukee permanently became an NCAA Division I school.

### Team Game Records (Pre-1990)

#### Points

vs. UIC	135	12/11/65
---------	-----	----------

#### Rebounds

vs. La Crosse	84	1/18/57
---------------	----	---------

#### Assists

vs. Lakeland	32	1/24/89
--------------	----	---------

#### Steals

vs. Carthage	23	1/9/84
--------------	----	--------

#### Blocked Shots

vs. St. Xavier	11	1/22/86
----------------	----	---------

#### Field Goals

vs. UIC	60	12/11/65
---------	----	----------

#### Field Goal Attempts

vs. UIC	110	12/11/65
---------	-----	----------

#### Field Goal Percentage

vs. Parkside	.718 (23-32)	2/5/83
--------------	--------------	--------

#### Free Throw Attempts

vs. Whitewater	63	2/4/57
----------------	----	--------

### Team Season Records (Pre-1990)

#### Points

1988-89	2787
---------	------

#### Rebounds

1969-70	1627
---------	------

#### Assists

1988-89	587
---------	-----

#### Steals

1988-89	297
---------	-----

#### Field Goals

1988-89	1066
---------	------

#### Field Goal Attempts

1988-89	2199
---------	------

#### Field Goal Percentage

1981-82	.522
---------	------

#### Free Throws

1967-68	521
---------	-----

#### Free Throw Attempts

1967-68	819
---------	-----

#### Free Throw Percentage

1978-79	.754
---------	------

#### Most Consecutive Wins

1940-41	16
---------	----

#### Most Consecutive Losses

1963-64	11
---------	----

## Single-Game UWM Team Records

**Points**

125	Judson	12/13/15
117	Prairie View A&M	11/20/04
116	Illinois	12/3/90
112	Northeastern Illinois	2/2/91
106	Wright State	2/28/91
106	UIC	1/11/01
106	Sacramento State	1/9/92
105	Cleveland State	1/29/00
105	Oshkosh	12/23/91
105	Southern Utah	2/19/91

**Points - First Half**

66	Judson	12/13/15
61	Cal State Northridge	2/11/91
60	UMKC	12/29/90
59	Upper Iowa	11/21/05
58	Wright State	2/28/91

**Points - Second Half**

64	Loyola	12/21/02
61	Prairie View A&M	11/20/04
61	Oshkosh	12/23/91
59	Judson	12/13/15
57	Northeastern Illinois	2/2/91

**Field Goals Made**

47	Judson	12/13/15
42	Youngstown State	2/9/06
41	Oshkosh	12/23/91
41	Mount Senario	12/27/00
40	Prairie View A&M	11/20/04
40	Cleveland State	2/8/96
39	Wright State	2/14/02
39	Chicago State	1/19/91
39	Wright State	2/28/91

**Field Goals Attempted**

97	Illinois	12/3/90
86	Oshkosh	12/23/91
83	Eastern Michigan	12/6/93
81	UIC	1/11/01
81	Parkside	11/30/91
81	Cal State Northridge	1/17/91
81	Southern Utah	2/19/91
79	Sacramento State	1/9/92
78	Three times	
	Last: vs. Illinois Tech	11/24/95

**Field Goal Percentage**

.678 (40-59)	Cleveland State	2/8/96
.650 (26-40)	UMKC	11/30/13
.639 (39-61)	Chicago State	1/19/91
.628 (27-43)	South Dakota State	12/11/10
.627 (47-75)	Judson	12/13/15
.622 (24-45)	Youngstown State	1/14/15
.617 (29-47)	DePaul	12/5/11
.606 (40-66)	Prairie View A&M	11/20/04
.604 (32-53)	Loyola	1/10/04
.600 (30-50)	Upper Iowa	11/19/08

**Three-Point Field Goals Made**

18	UIC	1/11/01
17	Colorado	12/30/01
16	Youngstown State	2/9/02
16	Detroit	1/1/11
15	UIC	2/28/16
15	Omaha	12/17/11
15	Western Illinois	12/19/92
15	Parkside	11/30/91
15	Southern Utah	2/19/91
15	Cal State Northridge	2/11/91
15	Illinois	12/3/90

**Three-Point Field Goals Attempted**

43	South Dakota	12/17/15
41	Colorado	12/30/01
41	UIC	1/11/01
41	Illinois	12/3/90
39	UIC	2/12/00
37	Detroit	1/1/11
37	UIC	1/31/09
36	South Dakota State	11/27/16
36	Western Michigan	1/3/12
36	Virginia Tech	12/8/01

**Three-Point Field Goals Pct. (10 made)**

.833 (10-12)	Eastern Michigan	2/19/92
.722 (13-18)	San Diego	1/2/01
.667 (14-21)	Notre Dame	11/17/15
.667 (14-21)	Idaho State	12/30/03
.650 (13-20)	Montana State	12/5/16
.623 (12-19)	UIC	1/13/11
.625 (10-16)	Detroit	2/24/01
.609 (14-23)	South Dakota State	12/11/10
.600 (12-20)	Wright State	2/14/02
.600 (12-20)	Eastern Michigan	1/22/91

**Free Throws Made**

41	Cleveland State	1/29/00
35	Manhattan	12/30/04
34	Texas State	11/23/09
34	Loyola	3/3/09
34	Green Bay	3/4/00
34	Youngstown State	2/7/94
33	Cleveland State	2/14/12
33	Youngstown State	1/17/94
32	Davidson	11/11/13
32	Detroit	2/24/01

**Free Throws Attempted**

54	UIC	1/11/01
52	Cleveland State	1/29/00
45	Cleveland State	1/2/06
45	Cleveland State	1/31/98
44	NE Illinois	2/2/91
43	Texas State	11/23/09
43	Loyola	3/3/09
42	Central Michigan	12/19/07
41	Four times	
	Last: vs. Green Bay	2/5/11

**Free Throw Percentage (10 made)**

1.000 (22-22)	Youngstown State	2/28/15
1.000 (20-20)	Green Bay	1/9/09
1.000 (15-15)	Youngstown State	1/7/08
.955 (21-22)	Loyola	2/16/95
.952 (20-21)	Denver	11/13/15
.941 (16-17)	Loyola	11/8/13
.933 (14-15)	Green Bay	2/25/02
.931 (27-29)	Western Michigan	1/26/91
.929 (13-14)	Cleveland State	1/24/10
.929 (13-14)	Butler	3/1/03
.929 (13-14)	Eastern Illinois	1/29/94

**Rebounds**

59	Loyola	1/28/09
57	SIU Edwardsville	1/12/09
56	Alcorn State	12/7/92
56	Chicago State	3/2/94
55	Judson	12/13/15
53	UIC	1/31/09
53	Cleveland State	2/28/04
53	UIC	2/17/96
53	Cal State Northridge	1/17/91

**Offensive Rebounds**

34	Loyola	1/28/09
32	Northeastern Illinois	12/3/92
28	Northern Illinois	12/15/92
27	Upper Iowa	11/21/05
26	Cal State Northridge	1/17/91
24	Wright State	2/22/96
24	Sacramento State	1/23/93
24	Wright State	2/28/91
23	Detroit	1/4/07
23	Western Illinois	12/5/95
23	Eastern Michigan	12/6/93
23	Illinois	12/3/90

**Victory Margin**

+79	Mount Senario (100-21)	12/27/00
+62	Prairie View A&M (117-55)	11/20/04
+52	Sacramento State (96-44)	1/23/93
+51	Judson (125-74)	12/13/15
+41	Youngstown State (98-57)	2/9/06
+40	NE Illinois (112-72)	2/2/91
+38	Illinois Tech (101-63)	11/24/95
+37	Parkside (87-50)	11/23/04
+37	Chicago State (84-47)	12/4/01
+36	Youngstown State (87-51)	2/22/16

**Rebound Margin**

+36	Loyola	1/28/09
+28	Judson	12/13/15
+28	Wright State	1/20/15
+25	Wright State	2/27/03
+25	Chicago State	3/2/94
+24	Butler	2/4/06
+24	Upper Iowa	11/21/05
+24	Sacramento State	1/23/93



# Single-Game UWM Team Records

## Assists

32	Judson	12/13/15
32	Prairie View A&M	11/20/04
29	Mount Senario	12/27/00
28	Cleveland State	2/28/04
26	Judson	11/26/13
26	Rice	3/17/04
26	Youngstown State	2/9/02
26	UIC	1/11/01
25	Youngstown State	2/9/06
25	Loyola	1/14/01

## Steals

22	Florida International	3/2/91
21	Illinois Tech	11/24/95
20	Upper Iowa	11/9/07
20	Mount Senario	12/27/00
20	Nicholls State	3/4/91
18	Wright State	1/20/96
17	South Dakota State	11/20/07
17	Chicago State	12/4/01
16	Maine	12/9/91
16	Parkside	11/30/91

## Blocked Shots

14	Northern Kentucky	1/4/16
11	Illinois Tech	11/24/95
10	San Diego	12/23/00
9	UIC	2/5/05
9	UIC	3/8/03
9	Green Bay	1/13/93
8	Eleven times	
	Last: vs. IUPUI	11/19/14

## Turnovers

31	Western Michigan	11/29/97
28	Sacramento State	1/9/92
25	Wright State	2/10/12
25	Drake	2/17/07
25	Air Force	1/2/04
25	Mississippi Valley State	12/14/02
25	Toledo	11/26/97
24	Texas State	11/23/09
24	Mississippi Valley State	11/26/02
24	Wisconsin	11/16/98
24	Wright State	2/22/96
24	Northeastern Illinois	12/5/94

## Personal Fouls

37	UIC	1/11/01
35	Butler	1/8/96
33	Texas State	11/23/09
33	Marquette	11/26/95
31	Northern Illinois	2/15/96
31	UMKC	2/1/93
30	San Diego	1/2/01
30	Northern Illinois	3/2/96
30	Wisconsin	12/23/95
29	Nine times	
	Last: 11/13/10 vs. Florida Atlantic	

## Fewest Points Scored

34	Cleveland State	1/27/01
35	Toledo	11/26/97
36	Butler	3/1/97
37	Wisconsin	12/15/04
39	Wisconsin	12/12/07

## Fewest Points - First Half

11	Butler	2/15/97
13	Green Bay	2/20/95
14	Wisconsin	12/15/04
14	Cleveland State	1/5/98
14	Green Bay	1/18/96
14	Drake	1/18/92

## Fewest Points - Second Half

15	Cleveland State	1/27/01
15	Green Bay	2/24/97

## Fewest Field Goals Made

12	Cleveland State	1/4/14
12	Butler	3/8/11
12	Wisconsin	12/8/10
12	Memphis	11/15/05
12	Cleveland State	1/27/01

## Fewest Field Goals Attempted

36	Air Force	11/28/04
37	Detroit	2/24/01
39	Wisconsin	12/8/10
40	Five times	
	Last: at Cleveland State	1/2/15

## Lowest Field Goal Percentage

.217 (13-60)	Illinois	12/6/00
.222 (12-54)	Memphis	11/15/05
.231 (12-52)	Cleveland State	1/27/01
.241 (13-54)	Butler	1/24/09
.241 (14-58)	Marquette	11/24/96

## Fewest Three-Point Field Goals Made

0	Cleveland State	1/4/14
0	Butler	2/4/06
0	Western Michigan	12/15/01
0	Valparaiso	12/7/96
0	Northeastern Illinois	12/7/95
0	Central Michigan	1/9/91

## Fewest Three-Point Field Goals Attempted

5	Northeastern Illinois	12/14/95
5	Central Michigan	12/8/93
6	Central Michigan	1/9/91
7	Wisconsin	12/8/10
7	Valparaiso	12/7/96
7	Northeastern Illinois	12/7/95

## Lowest Three-Point Field Goal Percentage

.000 (0-21)	Western Michigan	12/15/01
.000 (0-16)	Cleveland State	1/4/14
.000 (0-13)	Butler	2/4/06
.000 (0-7)	Valparaiso	12/7/96
.000 (0-7)	Northeastern Illinois	12/7/95
.000 (0-6)	Central Michigan	1/9/91

## Fewest Free Throws Made

1	Wisconsin	12/12/07
1	Wright State	2/17/01
1	Western Illinois	11/26/96
2	Four times	
	Last: Belmont	12/19/16

## Fewest Free Throws Attempted

2	Belmont	12/19/16
2	Western Illinois	11/26/96
3	Northern Kentucky	2/6/16
3	Wisconsin	12/12/97
3	Butler	3/1/97
4	Two times	

## Lowest Free Throw Percentage (min. 10 att.)

.091 (1-11)	Wright State	2/17/01
.273 (3-11)	Kansas	12/22/04
.333 (6-18)	Butler	1/26/12
.353 (6-17)	Southern Utah	2/24/93
.381 (8-21)	Oakland	1/29/17
.385 (5-13)	Wright State	2/13/97
.385 (5-13)	Wisconsin	12/23/95

## Fewest Rebounds

16	Wisconsin	12/12/07
16	Detroit	1/2/99
17	Utah	12/30/91
19	Wisconsin	12/8/10
21	Cleveland State	1/9/16

## Fewest Offensive Rebounds

3	Cleveland State	1/9/16
3	SIUE	12/3/15
3	Detroit	1/14/12
3	UC Davis	11/15/08
3	Fairleigh Dickinson	12/22/97

## Fewest Assists

2	Cleveland State	1/4/14
3	Wisconsin	12/14/94
4	Wisconsin	12/8/10
4	Wright State	2/2/06
4	Air Force	1/2/04
4	Florida Atlantic	3/4/95

## Fewest Steals

0	Notre Dame	11/17/15
0	Butler	1/23/11
0	Cleveland State	2/18/10
0	Butler	1/2/10
1	Seven times	
	Last: Wright State	3/11/14

## Fewest Turnovers

4	Washington State	11/11/06
4	Butler	2/16/05
5	Seven times	
	Last: Cleveland State	1/9/16

## Fewest Fouls

7	Mount Senario	12/27/00
8	Michigan Tech	12/6/99
8	Sacramento State	1/23/93
9	Texas Southern	11/20/11
9	Cleveland State	1/2/06

**Points**

50	Von McDade at Illinois	12/3/90
43	Von McDade at Southern Utah	2/19/91
42	Von McDade vs. Wright State	2/28/91
42	Von McDade vs. W. Michigan	1/26/91
42	Von McDade vs. Southern Utah	12/8/90
40	Clay Tucker at Wright State	2/27/03
39	Von McDade vs. Nichols State	3/4/91
38	Ed McCants vs. Detroit	1/3/05
38	Shannon Smith vs. NE Illinois	12/5/94
38	Von McDade vs. Utah	11/28/90

**Field Goals Made**

15	Clay Tucker at Wright State	2/27/03
15	Von McDade at Wright State	2/28/91
15	Von McDade at Illinois	12/3/90
14	Akeem Springs at Youngstown State	1/7/16
14	Anthony Hill vs. Youngstown State	12/2/10
14	Craig Greene at Central Michigan	3/6/92
14	Von McDade at Nichols St.	3/4/91
14	Von McDade at Utah	11/28/90

**Field Goals Attempted**

44	Von McDade at Illinois	12/3/90
35	Von McDade at Southern Utah	2/19/91
30	Von McDade at Utah	11/28/90
28	Shannon Smith at SEMO	3/2/92
28	Von McDade vs. Youngstown State	2/7/91

**Field Goal Percentage (10 made)**

.846 (11-13)	Adrian Tigert vs. Florida	3/18/06
.846 (11-13)	Dylan Page at Loyola	2/1/03
.833 (10-12)	Bryce Nze at UIC	1/17/17
.833 (10-12)	Marc Mitchell at Sacramento State	2/11/92
.769 (10-13)	Avery Smith vs. Wyoming	12/27/06
.769 (10-13)	Joah Tucker at Green Bay	1/24/04

**Minutes Played**

47	Brock Stull at Youngstown State	12/29/16
47	Dan Weisse at UIC	1/11/01
47	Jason Frederick at UIC	1/11/01
46	Cody Wichmann at Youngstown State	12/29/16
46	Craig Greene at Sacramento State	1/9/92
46	Joe Schultz at Illinois	12/3/90
45	Eight times	
Last: Jordan Johnson vs. South Dakota 12/17/15		



Ronnie Jones

**Three-Point Field Goals Made**

10	Ronnie Jones at Youngstown State	1/2/02
9	Ed McCants vs. Detroit	1/3/05
9	Von McDade at Illinois	12/3/90
9	Pat Easterlin vs Wright State	2/21/94
8	Avery Smith at Oakland	12/2/06
8	Ray Perine vs. Parkside	12/9/92

**Three-Point Field Goals Attempted**

22	Von McDade at Illinois	12/3/90
19	Clay Tucker at UIC	2/12/00
17	Ed McCants vs. Detroit	1/3/05
16	Ed McCants vs. Hawai'i	2/19/05
16	Von McDade at Southern Utah	2/19/91

**Three-Point Field Goal Pct. (5 made)**

1.000 (6-6)	Joe Schultz vs. Cal-St. Northridge	2/11/91
1.000 (5-5)	Cameron Harvey at Montana State	12/05/16
1.000 (5-5)	Cody Wichmann vs. Trinity Int'l.	11/20/15
1.000 (5-5)	Tony Meier and Paris Gulley at DePaul	12/5/11
.833 (10-12)	Ronnie Jones at Youngstown State	1/2/02

**Free Throws Made**

18	Chad Angeli vs. Cleveland State	1/29/00
18	Chad Angeli vs. Detroit	1/27/00
16	Chad Angeli vs. Loyola	2/12/98
15	Four times	
Last: Anthony Hill vs. Green Bay 2/5/11		

**Free Throws Attempted**

21	Chad Angeli vs. Cleveland State	1/29/00
21	Chad Angeli vs. Detroit	1/27/00
19	Michael Hughes vs. NE Illinois	1/17/94
19	Michael Hughes vs. Youngs. State	1/6/94
18	Four times	
Last: Anthony Hill vs. Green Bay 2/5/11		

**Free Throw Percentage (10 made)**

1.000 (13-13)	Derek Durham at Stetson	12/28/95
1.000 (12-12)	Shannon Smith vs. Loyola	2/16/95
1.000 (12-12)	Chris Hill at Youngstown State	2/14/04
1.000 (11-11)	Three players	
Last: Jordan Johnson vs. Green Bay 3/6/16		
1.000 (10-10)	Four players	
Last: Jordan Aaron at Green Bay 2/8/14		

**Rebounds**

18	Nathan Schrameyer vs. SEMO	3/2/95
17	Brock Stull at Detroit Mercy	01/27/17
17	Matt Tiby vs. South Dakota	12/17/15
17	Matt Tiby vs. Oakland	2/02/14
17	James Haarsma vs. SW Minn. St.	11/12/11
17	Marcus Skinner vs. Green Bay	2/16/08
16	Three times	
Last: Tony Meier vs. UIC 1/31/09		

**Assists**

15	Jordan Johnson vs. UIC	2/28/16
14	Kaylon Williams at UIC	2/12/11
13	Jordan Johnson vs. Duquesne	11/24/15
13	Marc Mitchell vs. NE Illinois	12/3/92
13	Marc Mitchell vs. Parkside	11/30/91
12	Five times	
Last: Jordan Johnson at UIC 1/16/16		

**Steals**

8	Von McDade vs. Southern Utah	12/8/90
7	Kelvin Anderson vs. Butler	1/5/95
7	Marc Mitchell vs. Sacramento St.	1/23/93
7	Marc Mitchell vs. Oshkosh	12/3/91
7	Von McDade vs. W. Michigan	1/26/91
7	Von McDade vs. UMKC	12/29/90

**Blocked Shots**

8	J.J. Panoske vs. N. Kentucky	1/4/16
7	J.J. Panoske vs. Loyola	2/12/13
6	Ryan Allen at Marquette	12/22/11
5	Nine times	
Last: J.J. Panoske vs. Detroit 1/24/14		

**Turnovers**

11	Marc Mitchell vs. W. Michigan	12/1/92
8	Six times	
Last: Jordan Johnson vs. N. Kentucky 2/6/16		

**Triple-Doubles**

Jordan Johnson vs. Youngstown State 2/22/16		
10 points/10 assists/10 rebounds		
Kaylon Williams vs. Butler 1/4/11		
10 points/10 assists/10 rebounds		
Marc Mitchell vs. UMKC 2/1/93		
13 points/11 assists/10 rebounds		
Marc Mitchell vs. Alcorn State 12/7/92		
16 points/12 assists/10 rebounds		

# Single-Season UWM Team Records

## Games

35	2016-17
35	2013-14
34	2011-12
34	2009-10
33	2015-16
33	2010-11

## Victories

26	2004-05 (26-6)
24	2002-03 (24-8)
23	1992-93 (23-4)
22	2005-06 (22-9)
21	2013-14 (21-14)
20	2015-16 (20-13)
20	2011-12 (20-14)
20	2009-10 (20-14)
20	2003-04 (20-11)
20	1991-92 (20-8)

## Consecutive Victories

11	2004-05
10	1992-93

## Points

2618	2015-16
2466	2002-03
2465	2013-14
2400	2004-05
2395	2003-04
2373	1990-91

## Scoring Average

84.8	1990-91
79.9	1991-92
79.7	1992-93
79.3	2015-16
77.3	2003-04
77.1	2002-03
75.6	2001-02
75.0	2004-05
74.0	2005-06

## Field Goals Made

879	2015-16
874	2002-03
860	2016-17
859	1990-91
838	2003-04
833	1991-92

## Field Goals Attempted

1950	2016-17
1927	2015-16
1907	1990-91
1888	2013-14
1859	2004-05
1855	2002-03

## Field Goal Percentage

.477 (838-1757)	2003-04
.471 (874-1855)	2002-03
.456 (879-1927)	2015-16
.456 (833-1819)	1991-92
.455 (775-1700)	1992-93

## Three-Point Field Goals Made

306	2015-16
272	2016-17
264	2011-12
262	2004-05
257	2001-02

## Three-Point FG Attempted

842	2015-16
782	2016-17
763	2011-12
754	2013-14
747	2009-10

## Three-Point FG Percentage

.402 (237-589)	1990-91
.389 (206-529)	1992-93
.383 (230-600)	1991-92
.372 (214-575)	2003-04
.366 (244-666)	2000-01

## Total Rebounds

1241	2009-10
1194	2015-16
1185	2005-06
1182	2013-14
1182	2008-09

## Total Rebound Average

38.4	1992-93
38.2	2005-06
38.1	2008-09
37.8	1990-91
36.5	2009-10

## Offensive Rebounds

452	2005-06
433	1990-91
421	2004-05
406	2006-07
392	1992-93

## Free Throws Made

604	2013-14
554	2015-16
542	2009-10
506	2010-11
505	2003-04

## Free Throws Attempted

823	2013-14
791	2009-10
774	2010-11
719	2005-06
718	2015-16

## Free Throw Percentage

.772 (554-718)	2015-16
.745 (433-581)	1993-94
.737 (434-589)	2014-15
.734 (604-823)	2013-14
.733 (482-658)	1999-2000

## Assists

566	2015-16
542	2002-03
521	2003-04
476	2013-14
476	2001-02

## Steals

307	1990-91
283	2002-03
267	2004-05
266	1991-92
264	2001-02
264	1995-96

## Blocked Shots

118	2003-04
114	2004-05
114	2002-03
102	1993-94
98	2008-09

## Turnovers

481	2003-04
475	2002-03
469	2013-14
467	2011-12
465	2009-10

## Personal Fouls

658	1995-96
655	2006-07
649	2003-04
649	2002-03
641	2016-17

## Disqualifications

35	1995-96
27	1996-97
27	1994-95
22	2006-07
18	1990-91



## Single Season Records NCAA Div. I

**Games Played**

35	Cody Wichmann	2016-17
35	Brock Stull	2016-17
35	Cameron Harvey	2016-17
35	August Haas	2016-17
35	Bryze Nze	2016-17
35	Jeremiah Bell	2016-17
35	Bryce Barnes	2016-17
35	Kyle Kelm	2013-14
35	Steve McWhorter	2013-14
35	Matt Tiby	2013-14
35	Austin Arians	2013-14

**Games Started**

35	Cody Wichmann	2016-17
35	Brock Stull	2016-17
35	August Haas	2016-17
35	Steve McWhorter	2013-14
35	Matt Tiby	2013-14
34	Ryan Allen	2011-12
34	Ricky Franklin	2009-10
34	Jerard Ajami	2009-10
34	James Eayrs	2009-10
33	Seven players tied	

**Minutes Played**

1212	Ricky Franklin	2009-10
1195	Steve McWhorter	2013-14
1167	Brock Stull	2016-17
1162	Jordan Johnson	2015-16
1148	Cody Wichmann	2016-17

**Points**

830	Von McDade	1990-91
661	Shannon Smith	1994-95
647	Dylan Page	2003-04
565	Dylan Page	2002-03
556	Ed McCants	2004-05
550	Clay Tucker	2002-03
531	Ed McCants	2003-04
517	Joah Tucker	2004-05
514	Matt Tiby	2015-16
510	Joah Tucker	2005-06
510	Clay Tucker	2001-02

**Scoring Average**

29.6	Von McDade	1990-91
24.5	Shannon Smith	1994-95
20.9	Dylan Page	2003-04
20.1	Michael Hughes	1993-94
18.3	Clay Tucker	2002-03

**Field Goals Made**

274	Von McDade	1990-91
227	Dylan Page	2003-04
209	Dylan Page	2002-03
199	Shannon Smith	1994-95
191	Joah Tucker	2004-05
188	Clay Tucker	2002-03
186	Ed McCants	2003-04
185	Clay Tucker	2001-02
182	Ed McCants	2004-05
179	Joah Tucker	2005-06

**Field Goals Attempted**

633	Von McDade	1990-91
505	Shannon Smith	1994-95

456	Ed McCants	2004-05
448	Dylan Page	2003-04
439	Clay Tucker	2002-03

**Field Goal Percentage (100 att.)**

.664 (99-149)	Brett Pahl	2016-17
.662 (100-151)	Bryce Nze	2016-17
.610 (86-141)	Adrian Tigert	2001-02
.595 (209-351)	Dylan Page	2002-03
.593 (70-118)	Chad Angeli	1997-98
.588 (67-114)	Adrian Tigert	2003-04

**Three-Point Field Goals Made**

107	Ed McCants	2004-05
104	Ed McCants	2003-04
97	Cody Wichmann	2016-17
96	Von McDade	1990-91
91	Boo Davis	2005-06
87	Pat Easterlin	1992-93

**Three-Point Field Goals Attempted**

285	Ed McCants	2004-05
266	Cody Wichmann	2016-17
243	Ed McCants	2003-04
242	Von McDade	1990-91
235	Tone Boyle	2010-11
234	Boo Davis	2005-06

**Three-Point Field Goal Pct. (45 att.)**

.492 (59-120)	Joe Schultz	1990-91
.489 (22-45)	Craig Greene	1990-91
.483 (42-87)	Cody Wichmann	2015-16
.467 (21-45)	Allan Hanson	2005-06
.463 (74-160)	Joe Schultz	1991-92
.443 (66-149)	Tony Meier	2010-11

**Free Throws Made**

212	Shannon Smith	1994-95
209	Chad Angeli	1998-99
208	Chad Angeli	1999-2000
186	Von McDade	1990-91
172	Michael Hughes	1993-94
169	Matt Tiby	2013-14
161	Matt Tiby	2015-16
156	Jordan Johnson	2015-16
145	Anthony Hill	2010-11
134	Dylan Page	2003-04

**Free Throws Attempted**

268	Shannon Smith	1994-95
265	Chad Angeli	1999-00
257	Chad Angeli	1998-99
238	Von McDade	1990-91
225	Matt Tiby	2013-14

**Free Throw Percentage (min. 40 att.)**

.870 (40-46)	Pat Easterlin	1993-94
.864 (95-110)	Jordan Aaron	2012-13
.857 (36-42)	J.J. Panoske	2014-15
.849 (62-73)	James Eayrs	2008-09
.846 (44-52)	Jeremy Johnson	2016-17
.846 (44-52)	Austin Arians	2015-16
.831 (49-59)	Boo Davis	2004-05

**Assists**

267	Jordan Johnson	2015-16
215	Kaylon Williams	2011-12

189	Marc Mitchell	1992-93
178	Kaylon Williams	2010-11
156	Marc Mitchell	1991-92
140	Steve McWhorter	2013-14

**Assists Average**

8.1	Jordan Johnson	2015-16
7.0	Marc Mitchell	1992-93
6.5	Kaylon Williams	2011-12
6.2	Marc Mitchell	1991-92
5.4	Kaylon Williams	2010-11

**Rebounds**

272	Matt Tiby	2015-16
234	Matt Tiby	2014-15
232	Brock Stull	2016-17
228	Matt Tiby	2013-14
214	Adrian Tigert	2004-05
212	Anthony Hill	2010-11
212	Adrian Tigert	2005-06
207	Dylan Page	2002-03

**Rebound Average**

8.2	Matt Tiby	2015-16
7.8	Matt Tiby	2014-15
7.3	Adrian Tigert	2005-06
7.3	Randy Doss	1990-91
7.1	Roderick Johnson	1995-96
7.1	Michael Hughes	1993-94

**Offensive Rebounds**

90	Anthony Hill	2010-11
88	Randy Doss	1990-91
85	James Haarsma	2011-12
85	Roderick Johnson	1995-96
77	Adrian Tigert	2005-06

**Steals**

97	Von McDade	1990-91
78	Marc Mitchell	1992-93
78	Marc Mitchell	1991-92
65	Clay Tucker	2001-02
59	Clay Tucker	2002-03

**Blocks**

54	J.J. Panoske	2015-16
41	J.J. Panoske	2012-13
40	Ryan Allen	2011-12
37	Dylan Page	2003-04
37	Eugene Sims	1993-94
36	Nate Mielke	2002-03
36	Craig Greene	1991-92

**Turnovers**

125	Kaylon Williams	2011-12
111	Von McDade	1990-91
106	Kaylon Williams	2010-11
102	Ricky Franklin	2009-10
98	Two players	

**Personal Fouls**

115	Kevin Massiah	2006-07
112	Nate Mielke	2002-03
108	Anthony Hill	2010-11
107	Steve McWhorter	2013-14
105	Bryce Nze	2016-17
103	Tony Meier	2010-11

# Career Records *NCAA Division I*

## Games Played

126	Cody Wichmann	2013-17
125	J.J. Panoske	2012-16
125	Kyle Kelm	2010-14
125	Ricky Franklin	2006-10
120	Anthony Hill	2007-11
120	Adrian Tigert	2001-06
119	Tony Meier	2008-12
118	Jason Frederick	1999-2003
118	Ronnie Jones	1999-2003
118	Dan Weisse	1999-2003
116	Chris Hill	2001-06

## Games Started

119	Adrian Tigert	2001-06
111	Chad Angeli	1997-2001
110	Ricky Franklin	2006-10
110	Clay Tucker	1999-2003
98	Matt Tiby	2013-16
97	Tony Meier	2008-12
94	Joah Tucker	2003-06
83	Craig Greene*	1990-93
82	J.J. Panoske	2012-16
82	Ronnie Jones	1999-2003

## Minutes Played

3820	Ricky Franklin	2006-10
3497	Clay Tucker	1999-2003
3365	Adrian Tigert	2001-06
3222	Chad Angeli	1997-01
2988	Jason Frederick	1999-2003
2849	Ronnie Jones	1999-2003
2841	Pat McCabe	1994-98
2811	Matt Tiby	2013-16
2805	Kyle Kelm	2010-14
2773	Chris Hill	2001-06

## Points

1788	Clay Tucker	1999-2003
1417	Chad Angeli	1997-2001
1416	Joah Tucker	2003-06
1388	Dylan Page	2000-04
1332	Matt Tiby	2013-16
1291	Ricky Franklin	2006-10
1185	Jason Frederick	1999-2003
1182	Ronnie Jones	1999-2003
1174	Craig Greene*	1990-93
1091	Adrian Tigert	2001-06
1087	Ed McCants	2003-05

## Scoring Average

29.3	Von McDade	1990-91
20.1	Michael Hughes	1993-94
18.5	Shannon Smith	1994-96
17.3	Ed McCants	2003-05
16.6	Marc Mitchell	1991-93

## Field Goals Made

614	Clay Tucker	1999-2003
515	Joah Tucker	2003-06
503	Dylan Page	2000-04
440	Craig Greene*	1990-93
433	Ricky Franklin	2006-10

## Field Goals Attempted

1504	Clay Tucker	1999-2003
1150	Ricky Franklin	2006-10
1087	Joah Tucker	2003-06
1034	Jason Frederick	1999-2003
976	Ronnie Jones	1999-2003

## Field Goal Percentage (400 att.)

.578 (416-720)	Adrian Tigert	2001-06
.568 (407-716)	Chad Angeli	1997-01
.523 (503-961)	Dylan Page	2000-04
.496 (440-886)	Craig Greene	1990-93
.491 (360-733)	Anthony Hill	2007-11
.491 (317-645)	Marc Mitchell	1991-93

## Three-Point Field Goals Made

264	Clay Tucker	1999-2003
244	Jason Frederick	1999-2003
211	Ed McCants	2003-05
201	Ronnie Jones	1999-2003
198	Cody Wichmann	2013-17
197	Pat McCabe	1994-98

## Three-Point Field Goals Attempted

744	Clay Tucker	1999-2003
644	Jason Frederick	1999-2003
554	Ricky Franklin	2006-10
528	Austin Arians	2012-16
528	Ed McCants	2003-05

## Three-Point Field Goal Pct. (150 att.)

.475 (133-280)	Joe Schultz	1990-92
.423 (124-293)	Craig Greene	1990-93
.401 (159-397)	Pat Easterlin	1992-94
.400 (211-528)	Ed McCants	2003-05
.397 (96-242)	Von McDade	1990-91
.391 (198-506)	Cody Wichmann	2013-17

## Free Throws Made

602	Chad Angeli	1997-2001
455	Matt Tiby	2013-16
324	Joah Tucker	2003-06
299	Dylan Page	2000-04
296	Clay Tucker	1999-2003
292	Anthony Hill	2007-11

## Free Throws Attempted

785	Chad Angeli	1997-2001
574	Matt Tiby	2013-16
477	Joah Tucker	2003-06
436	Anthony Hill	2007-11
413	Clay Tucker	1999-2003
383	Dylan Page	2000-04

## Free Throw Percentage (150 att.)

.838 (207-247)	Jordan Aaron	2012-14
.814 (140-172)	Ed McCants	2003-05
.793 (455-574)	Matt Tiby	2013-16
.782 (186-238)	Von McDade	1990-91
.781 (299-383)	Dylan Page	2000-04
.771 (172-223)	Michael Hughes	1993-94
.765 (173-226)	Tony Meier	2008-12

## Assists

383	Kaylon Williams	2010-12
345	Marc Mitchell	1991-93
341	Clay Tucker	1999-2003
333	Cyrus Caldwell	1996-99
332	Ricky Franklin	2006-10

## Rebounds

760	Adrian Tigert	2001-06
734	Matt Tiby	2013-16
592	Clay Tucker	1999-2003
520	Dylan Page	2000-04
519	Chad Angeli	1997-2001
513	Anthony Hill	2007-11
513	Joah Tucker	2003-06
505	Craig Greene*	1990-93
492	Ricky Franklin	2006-10

## Rebound Average

7.5	Matt Tiby	2013-16
7.1	Michael Hughes	1993-94
6.3	Adrian Tigert	2001-06
6.1	Paige Paulsen	2007-08
6.1	Craig Greene*	1990-93

## Steals

194	Clay Tucker	1999-2003
156	Marc Mitchell	1991-93
131	Ronnie Jones	1999-2003
120	Chris Hill	2001-06
114	Ricky Franklin	2006-10
114	Craig Greene*	1990-93

## Blocks

154	J.J. Panoske	2012-16
87	Craig Greene*	1990-93
78	Nate Mielke	2001-04
77	Clay Tucker	1999-2003
74	Dylan Page	2000-04

## Turnovers

267	Joah Tucker	2003-06
258	Ricky Franklin	2006-10
252	Chad Angeli	1997-2001
245	Matt Tiby	2013-16
239	Cyrus Caldwell	1996-99

## Personal Fouls

340	Ricky Franklin	2006-10
304	Tony Meier	2008-12
302	Chad Angeli	1997-01
289	Pat McCabe	1994-98
275	Anthony Hill	2010-11

## Disqualifications

15	Otto McDuffie	1995-97
14	Nathan Schrameyer	1993-96
12	Ricky Franklin	2006-10
11	Chad Angeli	1997-01
11	Roderick Johnson	1995-97

\* - Indicates player who also played in non-DI era; those stats are not included in totals

## Opponent Single-Game Records

**Most Points**

120	Illinois	12/3/90
112	UIC	1/11/01
110	Sacramento State	1/9/92

**Most Points - First Half**

54	at Wisconsin	11/27/93
53	at Xavier	1/26/95
52	UIC	2/18/95
52	at Marquette	12/2/94

**Most Points - Second Half**

61	UIC	1/9/03
60	Wright State	2/28/91
58	Two Times	
	Last: Cleveland State	1/29/00

**Most Field Goals**

43	Illinois	12/3/90
41	Wisconsin	11/27/93
41	Sacramento State	1/9/92

**Most Field Goal Attempts**

84	UIC	1/10/94
83	Bradley	12/20/08
80	South Dakota	12/17/15
80	NE Illinois	12/3/92

**Highest Field Goal Percentage**

.675 (27-40)	Loyola	12/10/16
.653 (32-49)	Loyola	1/6/07
.648 (35-54)	Duquesne	11/24/15
.647 (33-51)	UMKC	12/12/98
.645 (32-52)	Loyola	2/10/00

**Most Three-Point Field Goals**

18	Detroit	2/26/00
16	Judson	12/13/15
15	Four times/Last: UIC	2/4/17

**Most Three-Point Field Goal Attempts**

37	Judson	12/13/15
36	Wright State	1/16/10
35	Butler	1/24/09

**Three-Point Field Goal Pct (10 made)**

.667 (12-18)	Wright State	3/6/09
.650 (13-20)	UIC	12/6/07
.647 (11-17)	Oakland	1/25/16
.636 (14-22)	Cleveland State	12/4/10

**Most Free Throws Made**

38	UIC	1/9/03
38	UMKC	1/4/92
35	Northern Illinois	2/15/96

**Most Free Throws Attempted**

54	UIC	1/11/01
47	Butler	1/8/96
46	Florida Atlantic	11/13/10

**Highest Free Throw Pct. (10 made)**

.947 (18-19)	Green Bay	2/2/98
.938 (15-16)	Cal Davis	11/15/08
.933 (14-15)	Loyola	2/14/07

**Most Rebounds**

59	Cleveland State	1/15/94
56	Northeastern Illinois	2/13/93
55	UIC	1/11/01
55	Marquette	12/2/94

**Rebound Margin**

+26	Cleveland State	2/9/95
+25	Valparaiso	1/14/16
+25	Iowa State	11/30/01
+24	Detroit	1/2/99

**Most Assists**

31	Utah	12/26/92
28	SEMO	3/2/95
26	Two Times	
	Last: 11/30/07 at Marquette	

**Most Steals**

18	Western Michigan	11/29/97
18	Northern Illinois	2/4/95
16	Valparaiso	12/11/02

**Most Blocked Shots**

12	Loyola	2/20/97
11	Marquette	11/24/96
10	Six times	
	Last: Green Bay	1/6/17

**Most Turnovers**

31	Florida International	12/6/02
30	Four times	
	Last: Virginia Tech	12/8/01

**Most Personal Fouls**

34	Cleveland State	1/29/00
32	Central Michigan	12/19/07
32	Cleveland State	1/2/06

**Most Disqualifications**

3	Seven times	
	Last: UIC	3/2/10

**Fewest Points**

21	Mount Senario	12/27/00
37	UC Irvine	11/26/16
38	Wright State	1/12/12
38	Texas Southern	11/20/11
39	Youngstown State	1/7/08

**Fewest Points - First Half**

11	Mount Senario	12/27/00
12	Valparaiso	3/4/17
13	Texas Southern	11/20/11

**Fewest Points - Second Half**

10	Mount Senario	12/27/00
11	UIC	1/12/01
15	Stony Brook	1/4/00

**Fewest Field Goals**

7	Mount Senario	12/27/00
10	Detroit	1/9/97
11	UC Irvine	11/26/16

**Fewest Field Goals Attempted**

31	Detroit	1/9/97
31	Drake	1/18/92
35	Wisconsin	12/16/01

**Lowest Field Goal Percentage**

.189 (7-37)	Mount Senario	12/27/00
.215 (14-65)	UIC	2/17/96
.245 (12-49)	Youngstown State	1/7/08

**Fewest Three-Point Field Goals**

0	Six times	
	Last: Detroit	2/10/12

**Fewest Three-Point Field Goals Attempted**

4	Green Bay	2/19/96
5	Three times	
	Last: Butler	2/18/99

**Lowest Three-Point Field Goal Percentage**

.000	Six times	
	Last: Detroit (0-13)	2/10/12

**Fewest Free Throws Made**

1	Detroit	2/21/06
2	Nine times	
	Last: Memphis	11/16/16

**Fewest Free Throws Attempted**

0	Green Bay	2/6/99
3	Three times	
	Last: Texas Southern	11/20/11

**Lowest Free Throw Pct. (min. 5 att.)**

.167 (2-12)	Memphis	11/16/16
.286 (2-7)	Green Bay	3/3/93
.313 (5-16)	Cal State Northridge	1/17/91

**Fewest Rebounds**

14	Mount Senario	12/27/00
19	Denver	11/13/15
19	Wright State	1/20/15
19	vs. Valparaiso	3/7/14
20	Cleveland State	2/8/03

**Fewest Assists**

3	Mount Senario	12/27/00
4	Five times	
	Last: Texas Southern	11/20/11

**Fewest Steals**

0	Four times	
	Last: Detroit	1/18/06

**Fewest Turnovers**

4	Wisconsin	12/10/14
5	Eight times	
	Last: Oakland	2/11/16

**Fewest Personal Fouls**

7	Cal State Northridge	1/17/91
8	Belmont	12/19/16
8	South Dakota State	11/27/16
9	Northwestern	3/16/11
9	Butler	1/30/02



## Opponent Season/ Individual Records

### Points

2494	2016-17
2469	2013-14
2391	2015-16
2314	2009-10
2300	2010-11

### Scoring Average

80.4	1994-95
78.7	1990-91
74.3	1993-94
73.5	1995-96
73.0	1997-98

### Field Goals Made

891	2016-17
882	2015-16
869	2013-14
832	2009-10
827	2010-11

### Field Goals Attempted

1991	2013-14
1966	2015-16
1915	2016-17
1898	2009-10
1841	2010-11

### Field Goal Percentage

.493 (759-1538)	1999-2000
.476 (726-1524)	1994-95
.475 (778-1639)	2006-07
.473 (796-1682)	1990-91
.465 (891-1915)	2016-17

### Three-Point Field Goals Made

267	2016-17
239	2015-16
216	2010-11
210	2009-10
204	2013-14

### Three-Point FG Attempted

757	2016-17
657	2013-14
641	2009-10
628	2015-16
600	2010-11

### Three-Point FG Percentage

.404 (203-502)	1994-95
.392 (186-475)	2014-15
.381 (239-628)	2015-16
.378 (148-391)	1997-98
.375 (161-429)	2006-07

### Free Throws Made

559	1995-96
527	2013-14
519	2002-03
516	1994-95
504	2003-04

### Free Throws Attempted

836	1995-96
791	1994-95
737	2002-03
710	2006-07
707	2013-14

### Free Throw Percentage

.745 (527-707)	2013-14
.717 (453-632)	2011-12
.716 (504-704)	2003-04
.7119 (430-604)	2010-11
.7118 (373-524)	2014-15

### Rebounds

1241	2013-14
1175	2016-17
1150	2011-12
1142	1993-94
1132	2008-09

### Rebound Average

42.2	1993-94
41.1	1994-95
39.6	1992-93
38.9	1995-96
38.5	1990-91

### Assists

479	2016-17
443	1994-95
429	1990-91
428	2015-16
415	2013-14

### Steals

248	2002-03
240	2013-14
238	2011-12
227	2010-11
222	2009-10

### Blocked Shots

132	2013-14
124	2016-17
121	2006-07
114	2005-06
112	2002-03

### Turnovers

562	2004-05
561	2002-03
530	1990-91
512	1991-92
512	2001-02

### Disqualifications

25	2003-04
23	2009-10
22	2010-11
21	1999-00
20	Two times

## Opponent Individual Records (Since 1990)

### Points

47	Damon Stringer (Cleveland St.)	1999-00
46	Andy Kaufmann (Illinois)	1990-91
42	Tyler Hall (Montana State)	2016-17

### Field Goals Made

16	Damon Stringer (Cleveland St.)	1999-00
15	Tyler Hall (Montana State)	2016-17
15	Andy Kaufmann (Illinois)	1990-91
15	Chase Simon (Detroit)	2009-10

### Field Goals Attempted

28	Javan Goodman (Loyola)	1998-99
27	Keifer Sykes (Green Bay)	2013-14
27	Reggie Smith (NE Illinois)	1992-93
27	Andy Kaufmann (Illinois)	1990-91

### Three-Point Field Goals Made

10	Desmond Ferguson (Detroit)	1999-00
9	Mark Johnson (SEMO)	1994-95
9	Marc Rybczyk (C. Conn.)	1991-92

### Three-Point Field Goals Attempted

18	Marc Rybczyk (C. Conn.)	1991-92
16	Desmond Ferguson (Detroit)	1999-00
16	Mark Johnson (SEMO)	1994-95

### Free Throws Made

18	Jared Dudley (Boston College)	2004-05
14	Garrick Vicks (Western Illinois)	1995-96
13	Gordon Hayward (Butler)	2009-10
13	Kammron Taylor (Wisconsin)	2005-06

### Free Throws Attempted

19	Nigel Hayes (Wisconsin)	2015-16
18	Garrick Vicks (Western Illinois)	1995-96
18	Sonny Johnson (Cleveland State)	1998-99
17	Sam Okey (Wisconsin)	1996-97

### Rebounds

21	Jared Dudley (Boston College)	2004-05
21	Jerome Sims (Youngstown St.)	1991-92
20	Tim Jackson (Youngstown St.)	1990-91
20	Kerry Sherwood (S. Utah)	1990-91
20	Reggie Burcy (Chicago State)	1990-91

### Assists

13	Jerry Freshwater (SEMO)	1994-95
12	Kay Felder (Oakland) (2x)	2015-16
12	Boney Watson (Sam Hous. St.)	1997-98
11	Five times	

### Steals

7	Rob Edwards (Cleveland State)	2016-17
7	Aaron Hutchins (Marquette)	1996-97
7	Bryce Drew (Valparaiso)	1996-97
7	Shawn Harlan (UIC)	1994-95

### Blocked Shots

8	Jim McIlvaine (Marquette)	1993-94
7	JaJa Richards (Loyola)	1996-97
7	Shelby Thurmond (W. Illinois)	1992-93

### Turnovers

11	Van Usher (Tennessee Tech)	1990-91
10	Rob Edwards (Cleveland St.)	2015-16
8	Six players	

### Minutes

49	Cameron Morse (Youngstown St.)	2016-17
----	--------------------------------	---------

	W	L	First	Last		W	L	First	Last		W	L	First	Last
Abilene Christian .....	1	0	1987	1987	Dayton .....	0	1	1994	1994	James Madison .....	1	0	2013	2013
Air Force .....	2	3	1974	2004	Defiance .....	0	1	1967	1967	Jordan College .....	2	0	1937	1938
Akron .....	1	1	1980	1989	Denison .....	1	0	1980	1980	Judson .....	2	0	2013	2015
Alabama .....	1	0	2005	2005	Denver .....	1	0	2015	2015	Kansas .....	0	1	2004	2004
Alabama State .....	1	0	2013	2013	DePaul .....	1	14	1952	2016	Lakehead (Ontario) .....	0	1	1983	1983
Alcorn State .....	2	0	1992	1992	Detroit Mercy .....	27	23	1995	2017	Lakeland .....	8	4	1965	1989
Allen Bradley .....	0	1	1949	1956	Dominican-Racine .....	5	0	1966	1973	Lake Forest .....	2	0	1968	1970
American College .....	5	0	1923	1926	Drake .....	1	2	1992	2008	Lake Superior State .....	2	0	1988	1989
Anderson (Ind.) .....	0	1	1950	1950	Dubuque .....	4	2	1966	1968	La Salle .....	0	1	1995	1995
Arizona State .....	0	1	1966	1966	Duquesne .....	0	1	2015	2015	Lawrence .....	3	12	1902	1955
Arkansas .....	0	1	2014	2014	East Carolina .....	1	0	1980	1980	Lewis .....	7	1	1914	1988
Arkansas State .....	1	2	1973	1979	East Tennessee State .....	0	2	1979	2016	Lincoln .....	0	1	1960	1960
Auburn .....	0	1	2014	2014	Eastern Illinois .....	7	12	1949	1994	Lipscomb .....	2	0	2000	2015
Augustana (S.D.) .....	2	1	1960	1989	Eastern Michigan .....	5	7	1968	1993	Long Beach State .....	0	1	1970	1970
Austin Peay .....	0	1	1980	1980	Endinboro State .....	1	0	1969	1969	Long Island .....	1	1	1972	1972
Ball State .....	4	5	1946	2008	Elmhurst .....	1	0	1967	1967	Loras .....	10	8	1956	1986
Bellarmino .....	1	0	1969	1969	Eureka .....	1	0	1984	1984	Loiusiana-LaFayette .....	1	0	2014	2014
Belmont .....	0	1	2016	2016	Evansville .....	0	3	1979	1997	Louisville .....	0	1	2001	2001
Belmont Abbey .....	1	0	1978	1978	Fairfield .....	2	2	1993	2012	Loyola Chicago .....	30	22	1924	2016
Beloit .....	3	8	1910	1986	Fairleigh Dickinson .....	2	2	1974	1999	Loyola Marymount .....	2	1	1968	2008
Bemidji State .....	1	1	1986	1989	Ferris State .....	3	4	1969	1989	Luther .....	1	1	1951	1952
Bethune Cookman .....	2	0	1999	2000	Florida .....	0	1	2006	2006	MSOE .....	3	0	1985	1986
Boston College .....	1	0	2005	2005	Florida Atlantic .....	1	2	1995	2010	Macalester.....	3	1	1949	1957
Bowling Green .....	2	1	1975	2010	Florida International .....	3	0	1990	2002	Maine .....	3	2	1978	2002
Bradley .....	3	2	1965	2013	Florida State .....	0	3	1971	1975	Manhattan .....	2	1	1973	2004
Brigham Young .....	0	1	1972	1972	Georgia .....	0	1	2002	2002	Mankato State .....	0	2	1987	1988
Buffalo .....	0	5	1967	2012	George Williams .....	5	1	1934	1943	Marian .....	4	0	1984	1986
Butler .....	12	34	1966	2012	Georgia Southern .....	1	1	1972	1974	Marquette .....	0	39	1902	2011
Cal Davis .....	2	0	2008	2010	Georgia Southwest .....	2	0	1970	1976	Marshall .....	0	1	1975	1975
Cal State Northridge .....	5	1	1991	1993	Gonzaga .....	1	1	1976	1978	Mary (N.D.) .....	2	0	1987	2012
Canisius .....	0	1	2000	2000	Grand Valley State .....	1	3	1981	1990	McNeese State .....	1	1	1978	1980
Cardinal Stritch .....	1	1	1986	1986	Green Bay .....	24	36	1971	2017	Memphis .....	0	4	1973	2016
Carroll (Wis.) .....	26	26	1905	1989	Hamline .....	0	2	1936	1937	Mercer .....	1	1	1973	1973
Carroll (Mont.) .....	0	1	1965	1965	Hawai'i .....	2	0	2005	2006	Miami (Ohio) .....	1	2	1947	2009
Carthage .....	4	3	1968	1986	Hillsdale .....	1	0	2009	2009	Michigan .....	0	1	2006	2006
Case Western .....	1	0	1980	1980	Houston Baptist .....	2	0	1977	1978	Michigan State .....	0	1	2011	2011
Centenary .....	2	0	1977	1977	Howard .....	3	0	1976	1979	Michigan-Central .....	0	1	1948	1948
C. Connecticut State .....	1	0	1991	1991	Huron (S.D.) .....	0	1	1986	1986	Michigan Tech .....	5	2	1954	1999
Central Florida .....	2	0	1990	1991	IPFW .....	0	1	1987	1987	Milton .....	18	4	1915	1982
Central Michigan .....	12	12	1946	2015	IUPUI .....	4	2	1986	2014	Minnesota .....	1	1	1972	2015
Central State .....	1	0	1989	1989	Idaho .....	0	1	1978	1978	Minnesota-Crookston .....	1	0	2014	2014
Charleston .....	1	0	1980	1980	Idaho State .....	1	0	2003	2003	Minnesota-Duluth .....	1	2	1977	1984
Chicago State .....	10	1	1949	2003	Illinois .....	1	4	1932	2005	Minnesota-Morris .....	1	0	1996	1996
Cincinnati .....	0	3	1975	1999	Illinois Benedictine .....	1	1	1983	1986	Mississi Valley State .....	2	0	2002	2002
Cleveland State .....	27	21	1994	2017	Illinois State .....	5	11	1949	1980	Missouri-Rolla .....	6	2	1970	1973
Colgate .....	1	0	2009	2009	Illinois Tech .....	12	7	1947	1995	Missouri State .....	1	2	2002	2006
Colorado .....	0	4	1983	2001	Indiana State .....	2	6	1962	2009	Missouri-St. Louis .....	6	5	1968	1978
Colorado College .....	3	0	1981	1983	Indianapolis .....	1	1	1989	1989	Monmouth .....	2	1	1967	1969
Colorado State .....	0	1	1974	1974	Iona .....	0	2	1978	1979	Montana .....	3	2	1965	2016
Concordia-St. Paul .....	4	0	2001	2014	Iowa .....	0	2	1968	2000	Montana State .....	3	0	1991	2016
Concordia (Wis.) .....	37	8	1906	1986	Iowa State .....	0	4	1995	2009	Morehead State .....	1	1	1991	1991
Creighton .....	1	4	1967	1972	Jacksonville .....	1	3	1975	2016	Mount Senario .....	2	0	1986	2000
Davidson .....	2	0	2012	2013	Jackson State .....	1	2	1979	1980	Mount St. Paul .....	1	0	1969	1969

# All-Time Series Records

	W	L	First	Last		W	L	First	Last		W	L	First	Last
MSOE .....	1	0	2016	2016	St. Cloud State .....	0	2	1987	1988	UNLV .....	0	1	1966	1966
Murray State .....	0	1	2015	2015	St. Cloud Teachers .....	0	1	1958	1958	UTEP .....	0	1	1971	1971
New Hampshire .....	2	0	1993	1993	St. Francis .....	1	0	1975	1975	Upper Iowa .....	4	0	1983	2008
New Orleans .....	0	4	1970	1976	St. John's (Minn.) .....	1	1	1905	1984	Utah .....	0	6	1990	1999
Niagara .....	1	1	2010	2011	St. Joseph's (Ind.) .....	3	1	1966	1969	Utah State .....	0	1	1974	1974
Nichols State .....	2	0	1991	1991	Saint Louis .....	2	2	1978	2005	Valparaiso .....	13	22	1977	2017
North Carolina-Wilmington	0	2	1977	1977	St. Mary's (Minn.) .....	1	3	1932	1965	Villanova .....	0	1	2014	2014
North Central .....	4	0	1936	1988	St. Mary's (Tex.) .....	1	0	1973	1973	Virginia Tech .....	1	1	1977	2001
North Carolina State .....	0	1	2003	2003	St. Norbert .....	32	25	1936	1989	Virginia Union .....	0	2	1980	1989
North Dakota .....	1	2	1975	1987	St. Peter's (N.J.) .....	1	0	1971	1971	Viterbo .....	1	0	1988	1988
North Dakota State .....	1	4	1965	2009	St. Scholastica .....	2	0	1981	1982	Washburn .....	1	1	1965	1965
North Park .....	1	5	1967	1985	St. Xavier .....	2	6	1982	1987	Washington (Mo.) .....	2	0	1967	1968
Northland .....	3	1	1967	1985	Sam Houston State .....	0	4	1997	2007	Washington State .....	0	1	2006	2006
Northeast Missouri .....	1	1	1968	1970	Samford .....	1	2	1970	1978	Wayne State .....	5	1	1967	1989
Northeastern .....	0	1	2013	2013	San Diego .....	2	0	2000	2001	Weber State .....	0	1	1966	1966
NE Illinois .....	16	10	1980	1997	San Francisco State .....	1	0	1973	1973	West Georgia .....	1	0	1988	1988
Northern Arizona .....	1	0	1968	1968	San Jose State .....	1	0	2013	2013	West Texas State .....	1	1	1975	1975
Northern Colorado .....	2	0	1978	1989	Santa Clara .....	1	1	2003	2015	West Virginia .....	1	0	1980	1980
Northern Illinois .....	12	17	1947	2013	Shaw (Mich.) .....	1	0	1975	1975	Western Illinois .....	16	15	1963	2016
Northern Iowa .....	3	5	1941	2013	Siena .....	0	1	1994	1994	Western Kentucky .....	1	2	1977	2009
Northern Kentucky .....	3	3	2016	2017	Silver Lake .....	1	0	1976	1976	Western Michigan .....	3	7	1989	2011
Northern Michigan .....	9	9	1959	1990	South Alabama .....	1	1	1970	1970	Western Ontario .....	2	0	1967	1967
NE Illinois .....	0	1	1980	1987	South Carolina .....	0	1	2012	2012	Winona State .....	3	0	1974	1990
Northwestern .....	7	6	1923	1998	South Dakota .....	2	2	1972	2015	Wichita State .....	0	1	1975	1975
Notre Dame .....	0	2	2003	2015	South Dakota State .....	5	1	2004	2016	Wisconsin .....	2	31	1901	2015
Oakland (Mich.) .....	10	5	1969	2017	Southern Illinois .....	1	5	1971	2003	Wis.-Eau Claire .....	11	16	1931	1989
Oglethorpe .....	2	0	1973	1975	Southern Mississippi .....	0	1	1975	1975	Wis.-La Crosse .....	18	34	1912	1988
Ohio .....	0	1	2016	2016	Southern Utah .....	2	3	1966	1993	Wis.-Oshkosh .....	53	55	1902	1991
Ohio Dominican .....	1	0	2012	2012	SW Baptist .....	0	1	1989	1989	Wis.-Parkside .....	15	16	1971	2004
Ohio State .....	0	2	1971	1972	SW Minnesota State .....	1	0	2011	2011	Wis.-Platteville .....	43	51	1913	1990
Oklahoma .....	1	0	2006	2006	SW Texas State .....	1	0	1976	1976	Wis.-River Falls .....	20	13	1916	1986
Oklahoma City .....	0	3	1968	1979	Stetson .....	3	0	1971	1996	Wis.-Stevens Point .....	36	41	1911	1988
Oklahoma State .....	0	1	2014	2014	Stony Brook .....	2	0	1998	2000	Wis.-Stout .....	12	3	1946	1986
Omaha .....	1	3	1975	2011	TCU .....	0	1	2012	2012	Wis.-Superior .....	12	7	1932	1985
Oral Roberts .....	0	5	1972	2014	Taylor .....	1	1	1986	1988	Wis.-Whitewater .....	76	44	1908	1987
Pan American .....	2	2	1977	1979	Tennessee .....	0	1	1974	1974	Wittenberg .....	1	1	1961	1961
Portland .....	0	1	2010	2010	Tennessee Chattanooga ..	1	1	1990	1991	Wright State .....	28	27	1977	2017
Portland State .....	1	1	1977	1979	Tennessee Tech .....	2	4	1989	2013	Wyoming .....	3	0	2005	2007
Prairie View .....	2	0	2003	2004	Texas-Arlington .....	0	1	1980	1980	Xavier .....	1	2	1972	1995
Purdue .....	1	0	2005	2005	Texas-San Antonio .....	0	2	1996	1997	Youngstown State .....	30	11	1974	2017
Purdue-Calumet .....	0	1	1987	1987	Texas Southern .....	2	2	1975	2011					
Quincy .....	2	2	1968	1989	Texas State .....	1	0	2009	2009					
Radford .....	1	0	2006	2006	Toledo .....	0	1	1997	1997					
Rider .....	0	1	2012	2012	Towson State .....	1	0	1980	1980					
Ripon .....	4	2	1912	1970	Tri-State .....	0	1	1998	1998					
Robert Morris .....	2	0	1977	1977	Trinity Int'l .....	2	0	1998	2015					
Rocky Mountain .....	1	0	1973	1973	Troy State .....	0	1	1999	1999					
Roosevelt .....	7	3	1982	1987	Tulsa .....	1	1	1976	1977					
Rosary .....	5	1	1982	1988	UAB .....	0	1	2006	2006					
SEMO .....	1	5	1950	2002	UALR .....	2	2	1978	2012					
SIUE .....	9	5	1970	2015	UC Irvine .....	1	0	2016	2016					
Sacramento State .....	3	1	1992	1993	UIC .....	44	26	1969	2017					
St. Bonaventure .....	0	2	1978	1979	UMKC .....	6	5	1989	2014					

• Non-collegiate opponents for late 19th and early 20th century are not listed

• Exhibition games are not counted in series records

• Some school names have been changed to reflect their current name



## Div. I Records vs. Opponents

School	W	L	First	Last	School	W	L	First	Last
Air Force	1	1	2004	2004	Montana State	3	0	1991	2016
Alabama	1	0	2005	2005	Morehead State	1	1	1991	1991
Alabama State	1	0	2013	2013	Mount Senario	1	0	2000	2000
Alcorn State	2	0	1992	1992	MSOE	1	0	2016	2016
Arkansas	0	1	2014	2014	Murray State	0	1	2015	2015
Auburn	0	1	2014	2014	New Hampshire	2	0	1993	1993
Ball State	1	2	1999	2008	Niagara	1	1	2010	2010
Belmont	0	1	2016	2016	Nichols State	2	0	1991	1991
Bethune Cookman	2	0	1999	2000	North Carolina State	0	1	2003	2003
Boston College	1	0	2005	2005	North Dakota State	1	1	2009	2009
Boise State	0	1	2004	2004	Northeastern	0	1	2013	2013
Bowling Green	2	0	2009	2010	Northeastern Illinois	7	7	1991	1997
Bradley	2	1	2007	2013	Northern Illinois	7	7	1992	2013
Buffalo	0	2	2011	2012	Northern Iowa	2	4	2006	2013
Butler	12	31	1995	2012	Northern Kentucky	3	3	2015	2017
Cal Davis	2	0	2008	2010	Northwestern	0	2	1998	2011
Cal State Northridge	5	1	1991	1993	Notre Dame	0	2	2003	2015
Canisius	0	1	2000	2000	Oakland	5	4	2005	2017
Central Connecticut State	1	0	1991	1991	Ohio	0	1	2016	2016
Central Florida	2	0	1990	1991	Ohio Dominican	1	0	2012	2012
Central Michigan	6	2	1991	2015	Oklahoma	1	0	2006	2006
Chicago State	9	0	1991	2003	Oklahoma State	0	1	2014	2014
Cincinnati	0	1	1999	1999	Omaha	2	0	2001	2011
Cleveland State	27	21	1994	2017	Oral Roberts	0	1	2014	2014
Colgate	1	0	2009	2009	Portland	0	1	2010	2010
Colorado	0	2	2000	2001	Prairie View	2	0	2003	2004
Concordia - St. Paul	4	0	2001	2014	Purdue	1	0	2005	2005
Davidson	2	0	2012	2013	Radford	1	0	2006	2006
Dayton	0	1	1994	1994	Rice	1	0	2004	2004
DePaul	1	5	2010	2016	Rider	0	1	2012	2012
Denver	1	0	2015	2015	SEMO	1	4	1992	2002
Detroit Mercy	27	23	1995	2016	SIUE	3	1	2009	2015
Drake	1	2	1992	2007	Sacramento State	3	1	1992	1993
Duquesne	0	1	2015	2015	Saint Louis	2	0	2004	2005
East Tennessee State	0	1	2016	2016	Sam Houston State	0	4	1997	2007
Eastern Illinois	2	2	1990	1994	San Diego	2	0	2000	2001
Eastern Michigan	1	2	1991	1993	San Jose State	1	0	2013	2013
Evansville	0	1	1997	1997	Santa Clara	1	1	2003	2015
Fairfield	2	2	1993	2012	Siena	0	1	1994	1994
Fairleigh Dickinson	1	1	1997	1999	South Carolina	0	1	2012	2012
Florida	0	1	2006	2006	South Dakota	0	2	2014	2015
Florida Atlantic	1	2	1995	2010	South Dakota State	5	1	2004	2016
Florida International	2	0	1991	1992	Southern Illinois	0	2	2003	2003
Georgia	0	1	2002	2002	Southern Utah	1	3	1990	1993
Green Bay	24	31	1992	2017	Southwest Minnesota State	1	0	2011	2011
Hawai'i	2	0	2005	2005	Stetson	2	0	1995	1996
Hillsdale	1	0	2009	2009	Stony Brook	2	0	1998	2000
IUPUI	2	1	2011	2014	TCU	0	1	2012	2012
Idaho State	1	0	2003	2003	Tennessee Chattanooga	1	1	1990	1991
Illinois	0	3	1990	2005	Tennessee Tech	2	3	1990	2013
Illinois Tech	2	0	1990	1995	Texas-San Antonio	0	2	1996	1997
Indiana State	1	3	1997	2000	Texas Southern	1	0	2011	2011
Iowa	0	1	2000	2000	Texas State	1	0	2009	2009
Iowa State	0	4	1995	2008	Toledo	0	1	1997	1997
Jacksonville	1	1	2012	2016	Tri-State	0	1	1998	1998
James Madison	1	0	2013	2013	Trinity International	2	0	1998	2015
Judson	2	0	2013	2015	Troy State	1	0	1999	1999
Kansas	0	1	2004	2004	UAB	0	1	2006	2006
La Salle	0	1	1995	1995	UALR	1	1	2011	2012
Lipscomb	2	0	2000	2015	UC Irvine	1	0	2016	2016
Louisiana-LaFayette	1	0	2014	2014	UIC	31	24	1994	2017
Louisville	0	1	2001	2001	UMKC	5	4	1990	2014
Loyola Chicago	28	16	1995	2016	Upper Iowa	3	0	2005	2008
Loyola Marymount	1	0	2008	2008	Utah	0	6	1990	1999
Maine	2	1	1992	2002	Valparaiso	11	21	1994	2017
Manhattan	1	1	2004	2004	Villanova	0	1	2014	2014
Marquette	0	11	1994	2011	Virginia Tech	1	0	2001	2001
Mary	1	0	2012	2012	Washington State	0	1	2006	2006
Memphis	0	2	2005	2016	Western Illinois	6	7	1992	2016
Miami (Ohio)	1	1	2008	2009	Western Kentucky	0	1	2009	2009
Michigan	0	1	2006	2006	Western Michigan	3	6	1991	2012
Michigan State	0	1	2011	2011	Wisconsin	2	22	1992	2015
Michigan Tech	1	0	1999	1999	Wisconsin-Oshkosh	1	0	1991	1991
Minnesota	1	0	2015	2015	Wisconsin-Parkside	5	1	1991	2004
Minnesota-Crookston	1	0	2014	2014	Wright State	27	26	1991	2017
Minnesota-Morris	1	0	1996	1996	Wyoming	3	0	2005	2007
Mississippi Valley State	2	0	2002	2002	Xavier	0	1	1995	1995
Missouri State	1	2	2002	2006	Youngstown State	27	11	1991	2017
Montana	3	1	2003	2016					

# NCAA Division I Series Histories

<b>Air Force</b>	<b>1-1</b>
<b>Home/Away/Neutral: 1-0/0-1/0-0</b>	
11/28/04 Milwaukee W	50-45
1/2/04 Colorado Springs L	49-71
<b>Alabama</b>	<b>1-0</b>
<b>Home/Away/Neutral: 0-0/0-0/1-0</b>	
3/17/05 Cleveland, Ohio <sup>NCAA</sup> W	83-73
<b>Alabama State</b>	<b>1-0</b>
<b>Home/Away/Neutral: 0-0/0-0/1-0</b>	
12/22/13 New Orleans, La. W	67-54
<b>Alcorn State</b>	<b>2-0</b>
<b>Home/Away/Neutral: 1-0/1-0/0-0</b>	
12/31/92 Milwaukee W	94-80
12/7/92 Lorman W	91-76
<b>Arkansas</b>	<b>0-1</b>
<b>Home/Away/Neutral: 0-0/0-1/0-0</b>	
12/22/14 Fayetteville L	54-84
<b>Auburn</b>	<b>0-1</b>
<b>Home/Away/Neutral: 0-0/0-1/0-0</b>	
11/14/14 Auburn L	73-83
<b>Ball State</b>	<b>1-2</b>
<b>Home/Away/Neutral: 0-1/1-1/0-0</b>	
11/25/08 Milwaukee L	69-82
11/14/07 Muncie W OT	81-74
12/4/99 Muncie L	58-71
<b>Belmont</b>	<b>0-1</b>
<b>Home/Away/Neutral: 0-1/0-0/0-0</b>	
12/19/16 Milwaukee L	56-62
<b>Bethune-Cookman</b>	<b>2-0</b>
<b>Home/Away/Neutral: 1-0/0-0/0-0</b>	
11/27/00 Daytona Beach W	73-63
12/14/99 Milwaukee W	84-76
<b>Boise State</b>	<b>0-1</b>
<b>Home/Away/Neutral: 0-0/0-1/0-0</b>	
3/20/04 Nampa <sup>NIT</sup> L	70-73
<b>Boston College</b>	<b>1-0</b>
<b>Home/Away/Neutral: 0-0/0-0/1-0</b>	
3/19/05 Cleveland, Ohio <sup>NCAA</sup> W	83-75
<b>Bowling Green</b>	<b>2-0</b>
<b>Home/Away/Neutral: 1-0/1-0/0-0</b>	
12/18/10 Milwaukee W	72-69

11/28/09 Bowling Green W OT	90-83
<b>Bradley</b>	<b>2-1</b>
<b>Home/Away/Neutral: 2-0/0-1/0-0</b>	
12/7/13 Milwaukee W	73-67
12/20/08 Milwaukee W	86-74
2/23/08 Peoria L	72-84
<b>Buffalo</b>	<b>0-2</b>
<b>Home/Away/Neutral: 0-1/0-1/0-0</b>	
12/5/12 Milwaukee L	52-72
2/19/11 Buffalo L	65-80
<b>Butler</b>	<b>12-31</b>
<b>Home/Away/Neutral: 9-12/3-16/0-3</b>	
3/2/12 Valparaiso, Ind. <sup>HLT</sup> L	49-71
1/26/12 Milwaukee W	53-42
12/31/11 Indianapolis L	50-54
3/8/11 Milwaukee <sup>HLT</sup> L	44-59
1/28/11 Indianapolis W OT	86-80
1/3/11 Milwaukee W	76-52
3/6/10 Indianapolis <sup>HLT</sup> L	59-68
1/31/10 Milwaukee L	66-73
1/2/10 Indianapolis L	67-80
2/18/09 Milwaukee W	63-60
1/24/09 Indianapolis L	48-78
2/12/08 Milwaukee L OT	75-83
1/12/08 Indianapolis L	56-72
2/3/07 Indianapolis L	47-66
12/30/06 Milwaukee L	50-55
3/7/06 Milwaukee <sup>HLT</sup> W	87-71
2/4/06 Indianapolis L OT	60-63
1/7/06 Milwaukee W	64-59
2/16/05 Milwaukee W	64-53
1/6/05 Indianapolis W OT	71-68
2/17/04 Indianapolis L	75-58
1/8/04 Milwaukee W	71-59
3/11/03 Milwaukee <sup>HLT</sup> W	69-52
3/1/03 Indianapolis L	74-76
1/23/03 Milwaukee W	69-65
1/30/02 Milwaukee L	58-59
1/19/02 Indianapolis W	73-72
2/15/01 Indianapolis L OT	75-80
1/20/01 Milwaukee L	51-60
3/5/00 Chicago, Ill. <sup>MCCT</sup> L	51-65
2/17/00 Milwaukee L	72-84
1/22/00 Indianapolis L	64-72
2/18/99 Indianapolis L	63-78
1/23/99 Milwaukee L	65-68
2/9/98 Milwaukee L	56-71
1/24/99 Indianapolis L	66-74
3/1/97 Dayton, Ohio <sup>MCCT</sup> L	36-48

2/15/97 Milwaukee L	46-74
1/16/97 Indianapolis L	59-75
2/3/96 Indianapolis L	45-65
1/8/96 Milwaukee L	67-71
2/2/95 Indianapolis L	75-85
1/5/95 Milwaukee L	48-64
<b>Cal Davis</b>	<b>2-0</b>
<b>Home/Away/Neutral: 0-0/0-0/2-0</b>	
11/14/10 Portland, Ore. W	73-62
11/15/08 Ames, Iowa W	81-75
<b>Cal State Northridge</b>	<b>5-1</b>
<b>Home/Away/Neutral: 3-0/2-1/0-0</b>	
2/18/93 Northridge W	75-74
1/17/93 Milwaukee W	78-65
2/15/92 Northridge L OT2	69-80
1/27/92 Milwaukee W	90-71
2/11/91 Northridge W	95-77
1/17/91 Milwaukee W	78-63
<b>Canisius</b>	<b>0-1</b>
<b>Home/Away/Neutral: 0-0/0-0/0-1</b>	
11/25/00 Miami, Fla. L	80-82
<b>Central Connecticut State</b>	<b>1-0</b>
<b>Home/Away/Neutral: 1-0/0-0/0-0</b>	
12/7/91 Milwaukee W	96-77
<b>Central Florida</b>	<b>2-0</b>
<b>Home/Away/Neutral: 1-0/1-0/0-0</b>	
1/31/91 Orlando W	88-87
12/15/90 Milwaukee W	86-84
<b>Central Michigan</b>	<b>6-2</b>
<b>Home/Away/Neutral: 3-0/2-2/1-0</b>	
11/25/15 Estero, Fla. W	84-78
12/19/07 Milwaukee W	74-71
11/29/06 Mount Pleasant L	61-76
11/20/99 Mount Pleasant W	69-68
11/21/98 Milwaukee W	73-67
12/8/93 Mount Pleasant W	53-44
3/7/92 Milwaukee W	92-71
1/9/91 Mount Pleasant L	44-59
<b>Chicago State</b>	<b>9-0</b>
<b>Home/Away/Neutral: 5-0/4-0/0-0</b>	
1/14/03 Chicago W	81-73
12/4/01 Milwaukee W	84-47
12/4/00 Chicago W	72-55
2/15/00 Milwaukee W	79-61
3/2/94 Milwaukee W	83-45

2/8/93	Milwaukee	W	65-64
1/30/93	Chicago	W	78-60
2/26/91	Milwaukee	W	86-77
1/19/91	Chicago	W	101-94

**Cincinnati 0-1****Home/Away/Neutral: 0-0/0-1/0-0**

12/27/99	Cincinnati	L	60-93
----------	------------	---	-------

**Cleveland State 27-21****Home/Away/Neutral: 17-7/9-14/1-0**

1/20/17	Milwaukee	W	63-62
12/31/16	Cleveland	L	53-62
2/20/16	Milwaukee	W	88-54
1/9/16	Cleveland	W	65-62
2/22/15	Milwaukee	W	66-60
1/2/15	Cleveland	L	57-84
2/22/14	Cleveland	L	50-74
1/4/14	Milwaukee	L	49-77
2/17/13	Cleveland	L	67-88
1/17/13	Milwaukee	W	69-57
2/14/12	Milwaukee	W	86-84
1/22/12	Cleveland	L	57-83
2/24/11	Cleveland	W	87-83
12/4/10	Milwaukee	L	59-82
3/5/10	Indianapolis, Ind. <sup>HLTW</sup>		82-75
2/18/10	Milwaukee	W	69-59
1/24/10	Cleveland	L	72-73
2/12/09	Cleveland	L	61-70
1/17/09	Milwaukee	W	77-75
2/20/08	Cleveland	L	64-74
1/26/08	Milwaukee	W	79-71
1/29/07	Milwaukee	W OT	57-56
1/11/07	Cleveland	W	60-48
2/11/06	Cleveland	W	86-57
1/2/06	Milwaukee	W	75-68
2/26/05	Cleveland	W	81-59
1/20/05	Milwaukee	W	85-65
2/28/04	Milwaukee	W	88-63
1/22/04	Cleveland	W	78-64
2/8/03	Milwaukee	W	86-69
1/4/03	Cleveland	W	70-58
2/21/02	Cleveland	L	67-69
1/24/02	Milwaukee	W	78-69
2/22/01	Milwaukee	W	86-68
1/27/01	Cleveland	L	34-57
2/24/00	Cleveland	W	70-67
1/29/00	Milwaukee	L OT	105-109
2/16/99	Milwaukee	L	64-75
1/30/99	Cleveland	L	68-72
1/31/98	Milwaukee	W	81-78
1/5/98	Cleveland	L	47-70

2/8/97	Cleveland	L	54-56
1/11/97	Milwaukee	L	67-74
2/8/96	Cleveland	W	97-84
1/4/96	Milwaukee	W	73-55
2/9/95	Milwaukee	L	64-87
2/5/94	Milwaukee	L	97-75
1/15/94	Cleveland	L	60-84

**Colgate 1-0****Home/Away/Neutral: 0-0/0-0/1-0**

11/24/09	Fort Worth, Tex.	W	69-60
----------	------------------	---	-------

**Colorado 0-2****Home/Away/Neutral: 0-1/0-1/0-0**

12/30/01	Boulder	L	87-93
12/30/00	Milwaukee	L OT	71-74

**Concordia-St. Paul 4-0****Home/Away/Neutral: 4-0/0-0/0-0**

11/29/14	Milwaukee	W	64-59
11/13/09	Milwaukee	W	89-73
11/25/03	Milwaukee	W	90-62
11/17/01	Milwaukee	W	77-63

**Davidson 2-0****Home/Away/Neutral: 1-0/1-0/0-0**

11/11/13	Davidson	W	81-77
11/17/12	Milwaukee	W	73-68

**Dayton 0-1****Home/Away/Neutral: 0-0/0-1/0-0**

12/27/94	Dayton	L	70-84
----------	--------	---	-------

**Denver 1-0****Home/Away/Neutral: 0-0/0-0/1-0**

11/13/15	Santa Clara, Calif.	W	71-58
----------	---------------------	---	-------

**DePaul 1-5****Home/Away/Neutral: 1-1/0-4/0-0**

11/20/16	Chicago	L	59-77
12/7/14	Chicago	L	61-83
11/19/13	Milwaukee	L	71-80
12/9/12	Chicago	L	50-84
12/5/11	Chicago	W	87-76
12/14/10	Chicago	L	47-61

**Detroit 27-23****Home/Away/Neutral: 16-8/9-14/2-1**

3/3/17	Detroit, Mich. <sup>HLT</sup>	W	85-60
2/24/17	Milwaukee	L	74-81
1/27/17	Detroit	W OT	73-69
2/13/16	Detroit	L	66-80

1/23/16	Milwaukee	W	83-80
1/31/15	Milwaukee	W	78-74
1/4/15	Detroit	L	67-83
3/4/14	Milwaukee <sup>HLT</sup>	W	83-73
2/27/14	Detroit	W	68-62
1/24/14	Milwaukee	L	54-73
2/7/13	Milwaukee	L	74-82
1/3/13	Detroit	L	59-74
2/10/12	Detroit	L	57-58
1/14/12	Milwaukee	W	84-74
1/28/11	Milwaukee	W	72-67
1/1/11	Detroit	W OT	84-81
2/13/10	Detroit	W	71-60
1/14/10	Milwaukee	L	65-81
2/28/09	Detroit	W	68-63
12/4/08	Milwaukee	W	71-62
1/31/08	Detroit	L	61-72
1/5/08	Milwaukee	W	55-53
1/25/07	Detroit	L OT	84-91
1/4/07	Milwaukee	W OT	65-64
2/21/06	Milwaukee	W	76-57
1/18/06	Detroit	W	72-71
3/8/05	Milwaukee <sup>HLT</sup>	W	59-58
1/22/05	Detroit	W	61-48
1/3/05	Milwaukee	L	68-76
3/6/04	Indianapolis <sup>HLT</sup>	W	58-50
1/24/04	Detroit	W	85-68
1/5/04	Milwaukee	W	82-74
2/6/03	Milwaukee	W	61-50
1/2/03	Detroit	W	73-72
2/23/02	Detroit	L	61-94
1/26/02	Milwaukee	W	66-48
2/24/01	Milwaukee	W	80-69
2/25/01	Detroit	L	51-54
2/26/00	Detroit	L	48-88
1/27/00	Milwaukee	W	64-59
1/28/99	Detroit	L	53-78
1/2/99	Milwaukee	L	54-71
2/28/99	Green Bay, Wis. <sup>MCCT</sup>	L	60-74
1/29/98	Milwaukee	L	68-83
1/3/98	Detroit	L	56-83
2/6/97	Detroit	L	52-67
1/9/97	Milwaukee	W	47-46
2/5/96	Milwaukee	L	65-69
1/13/96	Detroit	L	59-76
1/30/95	Milwaukee	L	59-69

**Drake 1-2****Home/Away/Neutral: 0-1/1-1/0-0**

11/24/07	Milwaukee	L	59-80
2/17/07	Des Moines	L	76-84
1/18/92	Des Moines	W	47-46



# NCAA Division I Series Histories

**Duquesne** **0-1**  
**Home/Away/Neutral: 0-0/0-0/0-1**  
 11/24/15 Estero, Fla. L OT 92-96

**East Tennessee State** **0-1**  
**Home/Away/Neutral: 0-0/0-0/0-1**  
 11/25/16 Sioux Falls, S.D. L 62-86

**Eastern Illinois** **2-2**  
**Home/Away/Neutral: 2-0/0-2/0-0**  
 2/19/94 Milwaukee W 70-59  
 1/29/94 Charleston L 50-52  
 2/6/92 Milwaukee W 78-60  
 12/12/90 Charleston L 59-67

**Eastern Michigan** **1-2**  
**Home/Away/Neutral: 0-2/1-0/0-0**  
 12/6/93 Milwaukee L OT 94-102  
 2/19/92 Ypsilanti W 90-74  
 1/22/91 Milwaukee L 75-79

**Evansville** **0-1**  
**Home/Away/Neutral: 0-0/0-1/0-0**  
 11/19/97 Evansville L 51-69

**Fairfield** **2-2**  
**Home/Away/Neutral: 2-0/0-2/0-0**  
 12/12/12 Bridgeport L 46-62  
 2/18/12 Milwaukee W 67-63  
 12/31/93 Bridgeport L 65-83  
 1/2/93 Milwaukee W 75-59

**Fairleigh Dickinson** **1-1**  
**Home/Away/Neutral: 1-0/0-0/0-0**  
 12/11/99 Milwaukee W 76-59  
 12/22/97 Teaneck, N.J. L 77-91

**Florida** **0-1**  
**Home/Away/Neutral: 0-0/0-0/0-1**  
 3/18/06 Jacksonville, Fla. <sup>NCAA</sup> L 60-82

**Florida Atlantic** **1-2**  
**Home/Away/Neutral: 0-0/0-1/1-1**  
 11/13/10 Portland, Ore. L 76-85  
 11/24/00 Miami, Fla. W 78-60  
 3/4/95 Boca Raton L 59-68

**Florida International** **2-0**  
**Home/Away/Neutral: 1-0/0-0/1-0**  
 12/6/02 Springfield, Mo. W 61-48  
 3/2/91 Milwaukee W 87-65

**Georgia** **0-1**  
**Home/Away/Neutral: 0-0/0-1/0-0**  
 12/28/02 Athens L 69-89

**Green Bay** **24-31**  
**Home/Away/Neutral: 15-11/8-18/1-2**  
 2/18/17 Milwaukee L 56-80  
 1/6/17 Green Bay L 74-80  
 3/6/16 Detroit, Mich. <sup>HLT</sup> L 61-70  
 2/15/16 Green Bay L 68-70  
 1/29/16 Milwaukee W 95-94  
 2/5/15 Green Bay L 70-81  
 1/9/15 Milwaukee L 63-79  
 3/8/14 Green Bay <sup>HLT</sup> W OT 73-66  
 2/8/14 Green Bay W 73-63  
 1/12/14 Milwaukee L OT 86-93  
 3/5/13 Green Bay <sup>HLT</sup> L 46-62  
 2/26/13 Green Bay L 61-78  
 1/25/13 Milwaukee L 54-74  
 2/4/12 Green Bay W 81-75  
 1/7/12 Milwaukee W 64-63  
 2/5/11 Milwaukee W 88-75  
 1/8/11 Green Bay L 64-69  
 2/6/10 Green Bay L 54-61  
 1/9/10 Milwaukee W 71-51  
 2/7/09 Green Bay L 68-72  
 1/9/09 Milwaukee L OT 75-77  
 2/16/08 Milwaukee W 66-56  
 1/19/08 Green Bay W 65-61  
 2/24/07 Green Bay W 74-73  
 1/27/07 Milwaukee L 67-73  
 1/14/06 Green Bay L 77-84  
 12/17/05 Milwaukee W 80-60  
 1/29/05 Green Bay L 72-76  
 1/15/05 Milwaukee W 86-56  
 1/31/04 Milwaukee W 81-70  
 1/17/04 Green Bay W 82-70  
 2/10/03 Milwaukee W 78-54  
 1/18/03 Green Bay L 68-79  
 2/25/02 Green Bay W 76-66  
 1/5/02 Milwaukee W 63-51  
 2/3/01 Milwaukee W 79-57  
 1/6/01 Green Bay L 49-53  
 3/4/00 Chicago, Ill. <sup>MCCT</sup> W 62-58  
 2/5/00 Milwaukee W 67-42  
 1/8/00 Green Bay L 65-67  
 2/27/99 Chicago, Ill. <sup>MCCT</sup> L 66-72  
 2/6/99 Milwaukee W 59-57  
 1/7/99 Green Bay L 66-74  
 2/2/98 Green Bay L 72-80  
 1/10/98 Milwaukee L 51-68  
 2/24/97 Milwaukee L 46-62

1/27/97 Green Bay L 49-62  
 2/19/96 Green Bay L 66-81  
 1/18/96 Milwaukee L 54-67  
 2/20/95 Green Bay L 43-63  
 1/15/95 Milwaukee L 58-79  
 2/24/94 Green Bay W 58-55  
 1/26/94 Milwaukee L 42-64  
 3/3/93 Green Bay W 61-48  
 1/13/93 Milwaukee W OT 75-68

**Hawai'i** **2-0**  
**Home/Away/Neutral: 1-0/1-0/0-0**  
 12/10/05 Milwaukee W 58-52  
 2/19/05 Honolulu W 87-81

**Hillsdale** **1-0**  
**Home/Away/Neutral: 1-0/0-0/0-0**  
 11/21/09 Milwaukee W 62-54

**IUPUI** **2-1**  
**Home/Away/Neutral: 1-1/1-0/0-0**  
 11/19/14 Milwaukee L 68-70  
 2/23/13 Indianapolis W OT2 95-88  
 11/18/11 Milwaukee W 62-49

**Idaho State** **1-0**  
**Home/Away/Neutral: 0-0/0-0/1-0**  
 12/30/04 Santa Clara, Calif. W 85-70

**Illinois** **0-3**  
**Home/Away/Neutral: 0-0/0-2/0-1**  
 3/24/05 Rosemont, Ill. <sup>NCAA</sup> L 63-77  
 12/6/00 Champaign L 44-85  
 12/3/90 Champaign L OT2 116-120

**Illinois Tech** **2-0**  
**Home/Away/Neutral: 2-0/0-0/0-0**  
 11/24/95 Milwaukee W 101-63  
 11/23/90 Milwaukee W 88-66

**Indiana State** **1-3**  
**Home/Away/Neutral: 0-1/0-1/1-1**  
 11/17/09 Baton Rouge, La. L 63-76  
 11/30/02 New Orleans, La. W 71-59  
 12/1/98 Terre Haute L 66-79  
 12/9/97 Milwaukee L 62-74

**Iowa** **0-1**  
**Home/Away/Neutral: 0-0/0-1/0-0**  
 11/19/00 Iowa City L 79-83

2017-18 Milwaukee Panthers Men's Basketball

<b>Iowa State</b>	<b>0-4</b>
<b>Home/Away/Neutral: 0-0/0-4/0-0</b>	
11/16/08 Ames	L 61-79
11/30/01 Ames	L 62-71
12/8/99 Ames	L 64-78
11/28/95 Ames	L 52-63

<b>Jacksonville</b>	<b>1-1</b>
<b>Home/Away/Neutral: 1-0/0-0/0-1</b>	
11/30/16 Milwaukee	W 72-67
11/24/12 Puerto Vallarta, Mex.	L 66-71

<b>James Madison</b>	<b>1-0</b>
<b>Home/Away/Neutral: 0-0/0-0/1-0</b>	
11/16/13 DeKalb, Ill.	W 77-66

<b>Judson</b>	<b>2-0</b>
<b>Home/Away/Neutral: 2-0/0-0/0-0</b>	
12/13/15 Milwaukee	W 125-74
11/26/13 Milwaukee	W 89-56

<b>Kansas</b>	<b>0-1</b>
<b>Home/Away/Neutral: 0-0/0-0/0-1</b>	
12/22/04 Kansas City, Mo.	L 62-73

<b>LaSalle</b>	<b>0-1</b>
<b>Home/Away/Neutral: 0-0/0-1/0-0</b>	
2/25/95 Philadelphia	L 51-80

<b>Lipscomb</b>	<b>2-0</b>
<b>Home/Away/Neutral: 1-0/0-0/1-0</b>	
11/14/15 Santa Clara, Calif.	W 71-65
11/21/00 Milwaukee	W 74-58

<b>Louisiana-LaFayette</b>	<b>1-0</b>
<b>Home/Away/Neutral: 0-0/0-0/1-0</b>	
11/24/14 Las Vegas, Nev.	W 56-52

<b>Louisville</b>	<b>0-1</b>
<b>Home/Away/Neutral: 0-0/0-1/0-0</b>	
12/7/01 Louisville	L 75-90

<b>Loyola</b>	<b>28-16</b>
<b>Home/Away/Neutral: 15-8/13-8/0-0</b>	
12/10/16 Chicago	L 56-72
11/8/13 Chicago	L 72-76
2/12/13 Milwaukee	W 71-53
1/30/13 Chicago	L 65-76
2/25/12 Chicago	W 78-69
12/1/11 Milwaukee	W 59-41
2/10/11 Chicago	W 66-57
1/15/11 Milwaukee	L 65-71

2/25/10 Chicago	W 63-61
12/5/09 Milwaukee	L 64-69
3/3/09 Milwaukee <sup>HLT</sup>	W 77-68
1/28/09 Milwaukee	W 72-58
1/3/09 Chicago	W 80-66
3/4/08 Milwaukee <sup>HLT</sup>	L 51-57
2/28/08 Milwaukee	W 68-53
12/8/07 Chicago	L OT 68-73
2/14/07 Milwaukee	L 56-66
1/6/07 Chicago	L 74-87
3/4/06 Milwaukee <sup>HLT</sup>	W 80-66
1/30/06 Chicago	W 68-57
1/11/06 Milwaukee	W 78-75
3/5/05 Milwaukee <sup>HLT</sup>	W 94-76
2/10/05 Chicago	W 74-67
1/8/05 Milwaukee	W 73-56
2/12/04 Milwaukee	W 77-71
1/10/04 Chicago	W 97-87
2/1/03 Chicago	W 92-91
12/21/02 Milwaukee	W 100-80
2/4/02 Chicago	W 80-70
1/10/02 Milwaukee	L 87-91
2/8/01 Milwaukee	W 67-65
1/14/01 Chicago	W OT2 94-93
2/10/00 Chicago	L 77-79
1/15/00 Milwaukee	W 92-58
2/11/99 Milwaukee	L OT 68-76
1/12/99 Chicago	W 78-59
2/12/98 Chicago	L 67-71
1/17/98 Milwaukee	L 57-63
2/22/97 Chicago	L 56-71
2/1/97 Milwaukee	L 60-78
2/26/96 Milwaukee	W 61-58
1/25/96 Chicago	W 76-70
2/16/95 Milwaukee	W 74-56
1/19/95 Chicago	W 90-81

<b>Loyola Marymount</b>	<b>1-0</b>
<b>Home/Away/Neutral: 0-0/0-0/1-0</b>	
11/14/08 Ames, Iowa	W 75-51

<b>Maine</b>	<b>2-1</b>
<b>Home/Away/Neutral: 1-0/0-1/1-0</b>	
12/1/02 New Orleans, La.	W 79-63
2/22/92 Orono	L 59-61
12/9/91 Milwaukee	W 87-73

<b>Manhattan</b>	<b>1-1</b>
<b>Home/Away/Neutral: 0-1/1-0/0-0</b>	
12/30/04 Riverdale	W OT 88-78
2/21/04 Milwaukee	L 76-83

<b>Marquette</b>	<b>0-11</b>
<b>Home/Away/Neutral: 0-1/0-10/0-0</b>	
12/22/11 Bradley Center	L 50-64
11/27/10 U.S. Cellular Arena	L 72-75
12/8/09 Bradley Center	L 51-71
11/22/08 Bradley Center	L 80-100
11/30/07 Bradley Center	L 65-100
12/8/98 Bradley Center	L 56-77
12/14/97 Bradley Center	L 56-69
11/24/96 Bradley Center	L 55-82
11/26/95 Bradley Center	L 74-91
12/2/94 Bradley Center	L 59-101
3/5/94 Bradley Center	L 51-73

<b>Mary</b>	<b>1-0</b>
<b>Home/Away/Neutral: 1-0/0-0/0-0</b>	
11/9/12 Milwaukee	W 76-46

<b>Memphis</b>	<b>0-2</b>
<b>Home/Away/Neutral: 0-0/0-2/0-0</b>	
11/16/16 Memphis	L 54-68
11/15/05 Memphis	L 52-79

<b>Miami (Ohio)</b>	<b>1-1</b>
<b>Home/Away/Neutral: 1-0/0-1/0-0</b>	
12/19/09 Milwaukee	W 68-61
12/11/08 Oxford	L 45-69

<b>Michigan</b>	<b>0-1</b>
<b>Home/Away/Neutral: 0-0/0-1/0-0</b>	
11/15/06 Ann Arbor	L 59-66

<b>Michigan State</b>	<b>0-1</b>
<b>Home/Away/Neutral: 0-0/0-1/0-0</b>	
11/23/11 East Lansing	L 55-68

<b>Michigan Tech</b>	<b>1-0</b>
<b>Home/Away/Neutral: 1-0/0-0/0-0</b>	
12/6/99 Milwaukee	W 86-52

<b>Minnesota</b>	<b>1-0</b>
<b>Home/Away/Neutral: 0-0/1-0/0-0</b>	
12/23/15 Minneapolis, Minn.	W 74-65

<b>Minnesota-Crookston</b>	<b>1-0</b>
<b>Home/Away/Neutral: 1-0/0-0/0-0</b>	
11/17/14 Milwaukee	W 75-54

<b>Minnesota-Morris</b>	<b>1-0</b>
<b>Home/Away/Neutral: 1-0/0-0/0-0</b>	
11/22/96 Milwaukee	W 76-62

# NCAA Division I Series Histories

<b>Mississippi Valley State</b>	<b>2-0</b>
<b>Home/Away/Neutral: 1-0/1-0/0-0</b>	
11/26/02 Milwaukee W 77-75	
12/14/02 Itta Bena W 83-75	

<b>Missouri State</b>	<b>1-2</b>
<b>Home/Away/Neutral: 0-1/1-1/0-0</b>	
12/6/06 Springfield L 60-79	
2/18/06 Milwaukee L 72-63	
12/7/02 Springfield W 86-77	

<b>Montana</b>	<b>3-1</b>
<b>Home/Away/Neutral: 2-0/1-1/0-0</b>	
12/3/16 Missoula L 69-75	
12/14/14 Milwaukee W 73-58	
12/30/05 Missoula W 78-74	
11/22/03 Milwaukee W 95-83	

<b>Montana State</b>	<b>3-0</b>
<b>Home/Away/Neutral: 1-0/2-0/0-0</b>	
12/5/16 Bozeman W 83-78	
12/27/91 Bozeman W 70-67	
12/12/91 Milwaukee W 77-75	

<b>Morehead State</b>	<b>1-1</b>
<b>Home/Away/Neutral: 1-0/0-1/0-0</b>	
12/5/91 Milwaukee W 94-90	
1/5/91 Morehead L 61-73	

<b>Mount Senario</b>	<b>1-0</b>
<b>Home/Away/Neutral: 1-0/0-0/0-0</b>	
12/27/00 Milwaukee W 100-21	

<b>MSOE</b>	<b>1-0</b>
<b>Home/Away/Neutral: 1-0/0-0/0-0</b>	
11/11/16 Milwaukee W 88-58	

<b>Murray State</b>	<b>0-1</b>
<b>Home/Away/Neutral: 0-0/0-0/0-1</b>	
11/23/15 Estero, Fla. L 63-66	

<b>New Hampshire</b>	<b>2-0</b>
<b>Home/Away/Neutral: 1-0/0-0/0-0</b>	
12/11/93 Milwaukee W 72-70	
1/9/93 Durham W 86-70	

<b>Niagara</b>	<b>1-1</b>
<b>Home/Away/Neutral: 0-1/0-1/0-0</b>	
11/17/10 Niagara Falls W 90-73	
2/20/10 Milwaukee L 79-85	

<b>Nicholls State</b>	<b>2-0</b>
<b>Home/Away/Neutral: 1-0/1-0/0-0</b>	
3/4/91 Milwaukee W 99-72	
2/16/91 Thibodaux W 74-66	

<b>North Carolina State</b>	<b>0-1</b>
<b>Home/Away/Neutral: 0-0/0-1/0-0</b>	
12/7/03 Raleigh L 71-77	

<b>North Dakota State</b>	<b>1-1</b>
<b>Home/Away/Neutral: 0-1/1-0/0-0</b>	
12/12/09 Fargo W 84-73	
2/21/09 Milwaukee L 69-77	

<b>Northeastern</b>	<b>0-1</b>
<b>Home/Away/Neutral: 0-0/0-0/0-1</b>	
12/21/13 New Orleans, La. L 59-62	

<b>Northeastern Illinois</b>	<b>7-7</b>
<b>Home/Away/Neutral: 5-2/2-5/0-0</b>	
12/2/97 Chicago L 61-63	
12/12/96 Milwaukee W 55-54	
12/14/95 Chicago L 73-74	
12/7/95 Milwaukee L 52-69	
12/17/94 Milwaukee W 74-69	
12/5/94 Chicago L 76-85	
1/6/94 Chicago L 80-87	
12/4/93 Milwaukee L 66-81	
2/13/93 Chicago L OT 86-91	
12/3/92 Milwaukee W 94-78	
2/8/92 Milwaukee W 89-56	
1/30/92 Chicago W 84-61	
2/14/91 Chicago W 91-66	
2/2/91 Milwaukee W 112-72	

<b>Northern Illinois</b>	<b>7-7</b>
<b>Home/Away/Neutral: 4-2/3-4/0-1</b>	
11/17/13 DeKalb W 82-69	
12/7/12 Milwaukee W OT 80-73	
11/14/11 DeKalb W 59-57	
2/3/97 Milwaukee W 64-59	
1/4/97 DeKalb L 58-72	
3/2/96 Dayton <sup>MCCT</sup> L 78-80	
2/15/96 Milwaukee L OT2 90-100	
1/11/96 DeKalb L 64-67	
2/4/95 DeKalb L 61-89	
1/7/95 Milwaukee L 74-88	
2/26/94 DeKalb L 52-77	
1/19/94 Milwaukee W 72-70	
12/28/92 DeKalb W 82-57	
12/15/92 Milwaukee W 79-71	

<b>Northern Iowa</b>	<b>2-4</b>
<b>Home/Away/Neutral: 2-1/0-3/0-0</b>	
12/3/13 Milwaukee W 83-72	
12/1/12 Cedar Falls L 61-72	
12/10/11 Cedar Falls L 51-67	
11/20/10 Milwaukee W 65-63	
11/18/07 Milwaukee L 66-73	
11/19/06 Cedar Falls L 58-69	

<b>Northern Kentucky</b>	<b>3-3</b>
<b>Home/Away/Neutral: 2-0/0-2/1-1</b>	
3/7/17 Detroit, Mich. <sup>HLT</sup> L 53-59	
2/11/17 Highland Heights, Ky. L 63-69	
1/12/17 Milwaukee W 68-58	
3/5/16 Detroit, Mich. <sup>HLT</sup> W 86-69	
2/6/16 Highland Heights, Ky. L 71-75	
1/4/16 Milwaukee W 76-67	

<b>Northwestern</b>	<b>0-2</b>
<b>Home/Away/Neutral: 0-0/0-2/0-0</b>	
3/16/11 Evanston <sup>NIT</sup> L 61-70	
12/14/98 Evanston L 44-80	

<b>Notre Dame</b>	<b>0-2</b>
<b>Home/Away/Neutral: 0-0/0-0/0-1</b>	
11/17/15 South Bend, Ind. L 78-86	
3/20/03 Indianapolis, Ind. <sup>NCAA</sup> L 69-70	

<b>Oakland</b>	<b>5-5</b>
<b>Home/Away/Neutral: 3-2/2-3/0-0</b>	
2/26/17 Milwaukee L 75-86	
1/29/17 Rochester L OT 70-79	
2/11/16 Rochester W 93-85	
1/25/16 Milwaukee L 79-82	
2/10/15 Milwaukee W 84-67	
1/22/15 Rochester L 53-66	
2/2/14 Milwaukee W 86-64	
1/8/14 Rochester W 84-75	
12/2/06 Rochester L 70-76	
12/21/05 Milwaukee W 83-60	

<b>Ohio</b>	<b>0-1</b>
<b>Home/Away/Neutral: 0-0/0-1/0-0</b>	
12/14/16 Athens L 69-71	

<b>Ohio Dominican</b>	<b>1-0</b>
<b>Home/Away/Neutral: 1-0/0-0/0-0</b>	
12/29/12 Milwaukee W 95-80	

<b>Oklahoma</b>	<b>1-0</b>
<b>Home/Away/Neutral: 0-0/0-0/1-0</b>	
3/16/06 Jacksonville, Fla. <sup>NCAA</sup> W 82-74	



**Oklahoma State** **0-1**  
**Home/Away/Neutral: 0-0/0-1/0-0**  
 11/21/14 Stillwater L 68-82

**Omaha** **2-0**  
**Home/Away/Neutral: 1-0/0-0/1-0**  
 12/17/11 Milwaukee W 86-50  
 12/1/01 Ames, Iowa W 87-68

**Oral Roberts** **0-1**  
**Home/Away/Neutral: 0-0/0-0/0-1**  
 11/26/14 Las Vegas, Nev. L 66-69

**Portland** **0-1**  
**Home/Away/Neutral: 0-0/0-1/0-0**  
 11/12/10 Portland L 60-80

**Prairie View A&M** **2-0**  
**Home/Away/Neutral: 1-0/1-0/0-0**  
 11/20/04 Milwaukee W 117-55  
 12/3/03 Houston W 87-70

**Purdue** **1-0**  
**Home/Away/Neutral: 0-0/1-0/0-0**  
 1/26/05 West Lafayette W 73-68

**Radford** **1-0**  
**Home/Away/Neutral: 1-0/0-0/0-0**  
 11/10/06 Milwaukee W 72-60

**Rice** **1-0**  
**Home/Away/Neutral: 0-0/1-0/0-0**  
 3/17/04 Milwaukee<sup>NIT</sup> W 91-63

**Rider** **0-1**  
**Home/Away/Neutral: 0-0/0-0/0-1**  
 11/25/12 Puerto Vallarta, Mex. L 60-74

**SEMO** **1-4**  
**Home/Away/Neutral: 0-2/1-1/0-1**  
 11/28/02 New Orleans, La. L 75-89  
 3/2/95 Cape Girardeau L OT 90-98  
 12/10/94 Milwaukee L 71-75  
 2/26/92 Milwaukee L 64-80  
 1/6/92 Cape Girardeau W 83-71

**SIUE** **3-1**  
**Home/Away/Neutral: 2-0/1-1/0-0**  
 12/3/15 Milwaukee W 64-51  
 12/20/14 Edwardsville L 56-61  
 1/5/10 Edwardsville W 83-73  
 1/12/09 Milwaukee W 70-59

**Sacramento State** **3-1**  
**Home/Away/Neutral: 2-0/1-1/0-0**  
 2/27/93 Sacramento W 78-76  
 1/23/93 Milwaukee W 96-44  
 2/11/92 Milwaukee W 89-61  
 1/9/92 Sacramento L OT2 106-110

**Saint Louis** **2-0**  
**Home/Away/Neutral: 1-0/1-0/0-0**  
 12/3/05 Milwaukee W 82-71  
 12/7/04 Saint Louis W 57-47

**Sam Houston State** **0-4**  
**Home/Away/Neutral: 0-2/0-2/0-0**  
 11/27/07 Milwaukee L 77-81  
 12/22/06 Huntsville L 73-89  
 12/5/98 Milwaukee L 58-59  
 12/6/97 Huntsville L 67-69

**San Diego** **2-0**  
**Home/Away/Neutral: 1-0/1-0/0-0**  
 1/2/01 San Diego W 81-77  
 12/23/00 Milwaukee W 58-55

**San Jose State** **1-0**  
**Home/Away/Neutral: 0-0/0-0/1-0**  
 11/15/13 DeKalb, Ill. W 64-61

**Santa Clara** **1-1**  
**Home/Away/Neutral: 0-0/1-1/0-0**  
 11/15/15 Santa Clara, Calif. W 71-65  
 12/29/03 Santa Clara, Calif. L 64-66

**Sienna** **0-1**  
**Home/Away/Neutral: 0-0/0-0/0-1**  
 12/3/94 Milwaukee, Wis. L 58-75

**South Carolina** **0-1**  
**Home/Away/Neutral: 0-0/0-1/0-0**  
 11/11/12 Columbia L OT 75-82

**South Dakota** **0-2**  
**Home/Away/Neutral: 0-1/0-1/0-0**  
 12/17/15 Milwaukee L OT2 91-92  
 12/28/14 Vermillion L 60-84

**South Dakota State** **5-1**  
**Home/Away/Neutral: 3-0/2-0/0-1**  
 11/27/16 Sioux Falls, S.D. L 58-81  
 12/11/10 Brookings W 82-70  
 11/20/07 Milwaukee W 89-80  
 11/22/06 Milwaukee W 75-58

12/6/05 Brookings W 76-51  
 12/1/04 Milwaukee W 89-54

**Southern Illinois** **0-2**  
**Home/Away/Neutral: 0-1/0-1/0-0**  
 11/29/03 Milwaukee L 77-81  
 2/22/03 Carbondale L 64-66

**Southern Utah** **1-3**  
**Home/Away/Neutral: 1-1/0-2/0-0**  
 2/24/93 Milwaukee W 66-56  
 2/20/93 Cedar City L OT 80-81  
 2/19/91 Cedar City L OT2 105-106  
 12/8/90 Milwaukee L 80-89

**Southwest Minnesota State** **1-0**  
**Home/Away/Neutral: 1-0/0-0/0-0**  
 11/12/11 Milwaukee W 71-65

**Stetson** **2-0**  
**Home/Away/Neutral: 1-0/1-0/0-0**  
 11/30/96 Milwaukee W 68-56  
 12/28/95 DeLand W 73-57

**Stony Brook** **2-0**  
**Home/Away/Neutral: 1-0/1-0/0-0**  
 1/4/00 Milwaukee W 83-48  
 11/28/99 Stony Brook W 74-60

**TCU** **0-1**  
**Home/Away/Neutral: 0-0/0-1/0-0**  
 3/13/12 Fort Worth<sup>CBI</sup> L 73-83

**Tennessee-Chattanooga** **1-1**  
**Home/Away/Neutral: 1-0/0-1/0-0**  
 11/25/91 Chattanooga L 80-85  
 11/26/90 Milwaukee W 72-69

**Tennessee Tech** **2-3**  
**Home/Away/Neutral: 1-2/1-1/0-0**  
 1/23/13 Cookeville W 70-63  
 12/15/12 Milwaukee L 58-69  
 11/26/06 Milwaukee L 68-78  
 11/28/05 Cookeville L 67-72  
 12/17/90 Milwaukee W 82-73

**Texas-San Antonio** **0-2**  
**Home/Away/Neutral: 0-1/0-1/0-0**  
 12/30/97 Milwaukee L 77-78  
 12/30/96 San Antonio L 76-82

# NCAA Division I Series Histories

<b>Texas Southern</b>	<b>1-0</b>
<b>Home/Away/Neutral: 1-0/0-0/0-0</b>	
11/20/11 Milwaukee	W 73-38
<b>Texas State</b>	<b>1-0</b>
<b>Home/Away/Neutral: 0-0/0-0/1-0</b>	
11/23/09 Fort Worth, Tex.	W 96-77
<b>Toledo</b>	<b>0-1</b>
<b>Home/Away/Neutral: 0-0/0-1/0-0</b>	
11/26/97 Toledo	L 35-70
<b>Trinity International</b>	<b>2-0</b>
<b>Home/Away/Neutral: 2-0/0-0/0-0</b>	
11/20/15 Milwaukee	W 85-61
12/29/98 Milwaukee	W 74-66
<b>Tri-State</b>	<b>0-1</b>
<b>Home/Away/Neutral: 0-1/0-0/0-0</b>	
12/20/98 Milwaukee	L 53-56
<b>Troy State</b>	<b>1-0</b>
<b>Home/Away/Neutral: 0-0/0-0/1-0</b>	
12/3/99 Muncie, Ind.	W 80-61
<b>UAB</b>	<b>0-1</b>
<b>Home/Away/Neutral: 0-1/0-0/0-0</b>	
11/12/06 Milwaukee	L 60-75
<b>UALR</b>	<b>1-1</b>
<b>Home/Away/Neutral: 0-0/1-1/0-0</b>	
11/19/12 Little Rock	L 43-59
11/26/11 Little Rock	W 59-54
<b>UC Irvine</b>	<b>1-0</b>
<b>Home/Away/Neutral: 0-0/0-0/1-0</b>	
11/26/16 Sioux Falls, S.D.	W 54-37
<b>UIC</b>	<b>31-24</b>
<b>Home/Away/Neutral: 20-8/10-15/1-1</b>	
3/6/17 Detroit, Mich. <sup>HLT</sup>	W 74-68
2/4/17 Milwaukee	L OT 100-105
1/17/17 Chicago	L 57-71
2/28/16 Milwaukee	W 98-85
1/16/16 Chicago	W 87-62
2/19/15 Chicago	W 71-60
1/29/15 Milwaukee	W 71-65
2/25/14 Milwaukee	L 58-80
1/16/14 Chicago	W 67-63
2/20/13 Milwaukee	W 64-53
1/23/13 Chicago	L 50-60
2/28/12 Milwaukee <sup>HLT</sup>	W 68-55

2/23/12 Chicago	W 72-61
12/3/11 Milwaukee	W OT 73-71
2/12/11 Chicago	W 70-59
1/13/11 Milwaukee	W 87-75
3/2/10 Milwaukee <sup>HLT</sup>	W 73-67
2/27/10 Chicago	W 78-74
12/3/09 Milwaukee	W 57-52
1/31/09 Milwaukee	W 63-62
12/30/08 Chicago	W 71-66
3/1/08 Milwaukee	L 55-63
12/6/07 Chicago	L 73-91
2/27/07 Chicago <sup>HLT</sup>	L 77-83
2/21/07 Chicago	L 59-72
1/17/07 Milwaukee	W 76-65
2/15/06 Milwaukee	L OT 86-94
1/5/06 Chicago	W 68-45
2/5/05 Milwaukee	W 85-75
12/4/04 Chicago	W 75-67
3/9/04 Milwaukee <sup>HLT</sup>	L 62-65
2/5/04 Chicago	L 82-86
12/23/03 Milwaukee	W 78-62
3/8/03 Milwaukee <sup>HLT</sup>	W 75-73
2/13/03 Milwaukee	W 81-78
1/9/03 Chicago	L 92-102
3/2/02 Cleveland, Ohio <sup>HLT</sup>	L 63-75
2/7/02 Chicago	L 71-73
1/12/02 Milwaukee	W 75-49
2/10/01 Milwaukee	W 70-49
1/11/01 Chicago	L OT4 106-112
2/12/00 Chicago	L 75-81
1/13/00 Milwaukee	W 82-64
2/13/99 Milwaukee	W 71-57
1/14/99 Chicago	W 52-50
2/14/98 Chicago	L 68-92
1/15/98 Milwaukee	L 63-72
2/17/97 Milwaukee	W 55-54
1/23/97 Chicago	L 61-78
2/17/96 Milwaukee	W 79-48
1/27/96 Chicago	L 78-87
2/18/95 Milwaukee	L 77-85
1/21/95 Chicago	L 68-80
2/14/94 Chicago	L 66-83
1/10/94 Milwaukee	L 72-87
<b>UMKC</b>	<b>5-4</b>
<b>Home/Away/Neutral: 3-2/2-2/0-0</b>	
12/3/14 Milwaukee	W 65-56
11/30/13 Kansas City	W 84-79
11/27/99 Kansas City	W 70-68
12/12/98 Milwaukee	L 68-88
2/1/93 Kansas City	L 77-99
1/27/93 Milwaukee	W 73-57

1/25/92 Milwaukee	L 58-81
1/4/92 Kansas City	L 74-82
12/29/90 Milwaukee	W 95-88
<b>Upper Iowa</b>	<b>3-0</b>
<b>Home/Away/Neutral: 3-0/0-0/0-0</b>	
11/19/08 Milwaukee	W 87-59
11/9/07 Milwaukee	W 78-53
11/21/05 Milwaukee	W 93-64
<b>Utah</b>	<b>0-6</b>
<b>Home/Away/Neutral: 0-2/0-4/0-0</b>	
12/30/99 Salt Lake City	L 57-71
12/27/97 Milwaukee	L 51-66
12/23/96 Salt Lake City	L 63-77
12/26/92 Salt Lake City	L 62-96
12/30/91 Salt Lake City	L 54-70
11/28/90 Milwaukee	L 78-80
<b>Valparaiso</b>	<b>11-21</b>
<b>Home/Away/Neutral: 6-9/3-12/2-0</b>	
3/4/17 Detroit, Mich. <sup>HLT</sup>	W 43-41
2/21/17 Valparaiso	L 61-67
2/2/17 Milwaukee	L 53-71
2/26/16 Milwaukee	L OT 76-80
1/14/16 Valparaiso	L 56-68
2/15/15 Milwaukee	L 55-62
1/26/15 Valparaiso	L 48-73
3/7/14 Green Bay <sup>HLT</sup>	W 74-57
2/15/14 Milwaukee	L 62-77
1/18/14 Valparaiso	L 62-75
2/1/13 Valparaiso	L 40-71
1/12/13 Milwaukee	L 52-76
1/28/12 Milwaukee	L 52-55
12/29/11 Valparaiso	W 57-55
3/5/11 Milwaukee <sup>HLT</sup>	W 70-63
2/16/11 Milwaukee	W 79-76
1/21/11 Valparaiso	L 43-60
1/29/10 Milwaukee	W 85-82
12/31/09 Valparaiso	L 54-55
1/22/09 Valparaiso	L 51-63
1/5/09 Milwaukee	W 61-47
2/25/08 Milwaukee	L 57-66
1/10/08 Valparaiso	W 71-69
12/11/04 Valparaiso	L 71-72
12/10/03 Valparaiso	W 86-82
12/11/02 Milwaukee	W 75-61
11/24/01 Valparaiso	L 69-82
11/29/00 Milwaukee	W 61-59
12/7/96 Valparaiso	L 46-71
12/9/95 Milwaukee	L OT 77-82
2/12/94 Valparaiso	L 53-62

1/13/94	Milwaukee	L	65-73
<b>Villanova 0-1</b>			
<b>Home/Away/Neutral: 0-0/0-0/0-1</b>			
3/20/14	Buffalo, N.Y. <sup>NCAA</sup>	L	53-73
<b>Virginia Tech 1-0</b>			
<b>Home/Away/Neutral: 0-0/0-0/1-0</b>			
12/8/01	Louisville, Ky.	W OT	80-70
<b>Washington State 0-1</b>			
<b>Home/Away/Neutral: 0-1/0-0/0-0</b>			
11/11/06	Milwaukee	L	54-74
<b>Western Illinois 6-7</b>			
<b>Home/Away/Neutral: 3-4/3-3/0-0</b>			
12/17/16	Milwaukee	L	59-75
2/3/99	Macomb	L	58-71
12/4/96	Macomb	L	58-70
11/26/96	Milwaukee	L	52-69
1/31/96	Macomb	W	83-75
12/5/95	Milwaukee	W	69-67
12/31/94	Macomb	L	57-79
12/7/94	Milwaukee	L	76-89
2/28/94	Milwaukee	L	62-77
1/24/94	Macomb	W	74-67
1/6/93	Macomb	W	76-67
12/19/92	Milwaukee	W	92-71
1/16/92	Milwaukee	W	70-69
<b>Western Kentucky 0-1</b>			
<b>Home/Away/Neutral: 0-0/0-0/0-1</b>			
11/16/09	Baton Rouge, La.	L	65-69
<b>Western Michigan 3-6</b>			
<b>Home/Away/Neutral: 2-3/1-3/0-0</b>			
1/3/12	Kalamazoo	L	61-72
11/23/10	Milwaukee	L	55-67
12/15/01	Milwaukee	L	51-59
11/21/01	Kalamazoo	L	80-81
11/24/98	Kalamazoo	L	65-74
11/29/97	Milwaukee	L	47-84
12/23/92	Kalamazoo	W	74-63
12/1/92	Milwaukee	W	84-75
1/26/91	Milwaukee	W	88-85
<b>Wisconsin 2-22</b>			
<b>Home/Away/Neutral: 0-5/2-17/0-0</b>			
12/9/15	Madison	W	68-67
12/10/14	Milwaukee	L	54-93
12/11/13	Madison	L	52-78
12/22/12	Madison	L	53-74

12/13/11	Milwaukee	L	54-60
12/8/10	Madison	L	40-61
12/23/09	Madison	L	58-68
11/29/08	Madison	L	46-67
12/12/07	Milwaukee	L	39-61
12/13/06	Madison	L	49-68
12/15/05	Madison	L	68-74
12/15/04	Madison	L	37-66
12/13/03	Madison	L	71-89
11/23/02	Madison	L	72-83
12/27/01	Milwaukee	L	79-81
12/16/00	Madison	L	47-55
11/23/99	Milwaukee	L	49-69
11/16/98	Madison	L	63-75
2/18/98	Madison	L	58-65
12/10/96	Madison	L	41-61
12/23/95	Madison	L	63-94
12/14/94	Madison	L	64-90
11/27/93	Madison	L	84-106
12/12/92	Madison	W	77-72
<b>Wisconsin-Oshkosh 1-0</b>			
<b>Home/Away/Neutral: 1-0/0-0/0-0</b>			
12/23/91	Milwaukee	W	105-77
<b>Wisconsin-Parkside 5-1</b>			
<b>Home/Away/Neutral: 5-1/0-0/0-0</b>			
11/23/04	Milwaukee	W	87-50
12/17/02	Milwaukee	W	84-70
12/22/01	Milwaukee	W	91-58
11/28/94	Milwaukee	L	79-80
12/9/92	Milwaukee	W	98-71
11/30/91	Milwaukee	W	91-69
<b>Wright State 27-26</b>			
<b>Home/Away/Neutral: 18-7/9-18/0-1</b>			
2/9/17	Dayton	L	65-76
1/14/17	Milwaukee	L	67-70
2/4/16	Dayton	L	83-84
1/2/16	Milwaukee	L OT	82-84
2/26/15	Dayton	W	61-58
1/20/15	Milwaukee	W	67-41
3/11/14	Dayton <sup>HLT</sup>	W	69-63
1/30/14	Milwaukee	W	68-64
1/21/14	Dayton	L	57-73
2/9/13	Milwaukee	L	49-64
1/5/13	Dayton	L	51-53
2/12/12	Dayton	L	46-70
1/12/12	Milwaukee	W	58-38
1/30/11	Milwaukee	W	54-53
12/30/10	Dayton	L	44-68
2/11/10	Dayton	L	63-68

1/16/10	Milwaukee	W OT	67-61
3/6/09	Indianapolis, Ind. <sup>HLT</sup>	L	70-80
2/26/09	Dayton	L	60-70
12/6/08	Milwaukee	W	66-59
2/2/08	Dayton	L	51-53
1/3/08	Milwaukee	W	75-64
2/5/07	Dayton	L	50-76
1/21/07	Milwaukee	W	73-69
2/2/06	Dayton	L	54-59
1/21/06	Milwaukee	W	61-54
2/2/05	Dayton	W	79-70
1/17/05	Milwaukee	W	71-66
2/7/04	Milwaukee	W	72-66
1/27/04	Dayton	W	68-54
2/27/03	Dayton	W	98-65
1/25/03	Milwaukee	W	74-59
2/14/02	Milwaukee	W	94-68
1/17/02	Dayton	W OT	86-80
3/3/01	Dayton <sup>MCCT</sup>	L	63-64
2/17/01	Dayton	L	60-75
1/18/01	Milwaukee	W	56-43
2/19/00	Milwaukee	W	81-67
1/20/00	Dayton	L	60-67
2/20/98	Dayton	L	69-71
1/21/99	Milwaukee	W	69-65
2/21/98	Milwaukee	L	65-75
1/22/98	Dayton	W	70-62
2/22/96	Dayton	L	75-99
1/20/96	Milwaukee	L	71-74
1/28/95	Milwaukee	L	74-76
2/21/94	Milwaukee	L	87-89
2/1/94	Dayton	W	95-80
2/28/91	Milwaukee	W	106-89
1/12/91	Dayton	L	79-84
<b>Wyoming 3-0</b>			
<b>Home/Away/Neutral: 1-0/2-0/0-0</b>			
12/29/07	Laramie	W	80-66
12/27/06	Milwaukee	W	75-73
12/27/05	Laramie	W	84-69
<b>Xavier 0-1</b>			
<b>Home/Away/Neutral: 0-0/0-1/0-0</b>			
1/26/95	Cincinnati	L	76-96
<b>Youngstown State 27-11</b>			
<b>Home/Away/Neutral: 15-4/12-7/0-0</b>			
1/22/17	Milwaukee	W OT	94-85
12/29/16	Youngstown	L OT2	87-88
2/22/16	Milwaukee	W	87-51
1/7/16	Youngstown	W	81-65
2/28/15	Youngstown	W	82-74



## *NCAA Division I Series Histories*

1/14/15	Milwaukee	W	77-62
2/20/14	Youngstown	L OT	83-88
1/2/14	Milwaukee	W	82-76
2/15/13	Youngstown	L	80-94
1/19/13	Milwaukee	L	72-75
1/31/12	Milwaukee	L	65-73
1/20/12	Youngstown	L	66-68
2/26/11	Youngstown	W OT	94-87
12/2/10	Milwaukee	W	76-67
2/15/10	Milwaukee	W	64-62
1/22/10	Youngstown	W	69-59
2/14/09	Youngstown	L	68-70
1/15/09	Milwaukee	W	69-50
1/24/08	Milwaukee	W	76-69
1/7/07	Youngstown	W	61-39
1/13/07	Youngstown	L	63-81
12/10/06	Milwaukee	L	65-68
2/9/06	Milwaukee	W	98-57
1/26/06	Youngstown	W	78-70
2/12/05	Milwaukee	W	90-67
1/12/05	Youngstown	W	65-42
2/14/04	Youngstown	L	85-84
1/15/04	Milwaukee	W	80-74
2/15/03	Youngstown	W	86-61
1/11/03	Milwaukee	W	74-56
2/9/02	Milwaukee	W	96-76
1/2/02	Youngstown	W	77-55
2/7/94	Milwaukee	W	79-70
1/17/94	Youngstown	W	83-71
2/29/92	Milwaukee	W	71-55
2/1/92	Youngstown	W	72-62
2/7/91	Milwaukee	L	74-82
1/14/91	Youngstown	W	74-72

## Year-by-Year Results

**2016-17****Head Coach: LaVall Jordan****Record: 11-24; 4-14 Horizon League****Home Arena: UWM Panther Arena**

11/11	MSOE	W	88-58
11/16	at Memphis	L	54-68
11/20	at DePaul	L	59-77
11/25	vs. ETSU #	L	62-86
11/26	vs. UC Irvine #	W	54-37
11/27	vs. South Dakota State #	L	58-81
11/30	Jacksonville	W	72-67
12/3	at Montana	L	69-75
12/5	at Montana State	W	83-78
12/10	at Loyola	L	56-72
12/14	at Ohio	L	69-71
12/17	Western Illinois (K)	L	59-75
12/19	Belmont	L	56-62
12/29	at Youngstown State*	L OT2	87-88
12/31	at Cleveland State*	L	53-62
1/6	at Green Bay*	L	74-80
1/12	Northern Kentucky*	W	68-58
1/14	Wright State*	L	67-70
1/17	at UIC*	L	57-71
1/20	Cleveland State*	W	63-62
1/22	Youngstown State*	W OT	94-85
1/27	at Detroit*	W OT	73-69
1/29	at Oakland*	L OT	70-79
2/2	Valparaiso*	L	53-71
2/4	UIC*	L OT	100-105
2/9	at Wright State*	L	65-76
2/11	at Northern Kentucky*	L	63-69
2/18	Green Bay*	L	56-80
2/21	at Valparaiso*	L	61-67
2/24	Detroit* (K)	L	74-81
2/26	Oakland* (K)	L	75-86
3/3	vs. Detroit \$	W	85-60
3/4	vs. Valparaiso \$	W	43-41
3/6	vs. UIC \$	W	74-68
3/7	vs. Northern Kentucky \$	L	53-59

\* - Horizon League game; (K) - Klotsche Center  
 # - Sanford Pentagon Showcase (Sioux Falls, SD)  
 \$ - Horizon League Tourney (Detroit, Mich.)

**2015-16****Head Coach: Rob Jeter****Record: 20-13; 10-8 Horizon League****Home Arena: UWM Panther Arena**

11/13	vs. Denver &	W	71-58
11/14	vs. Lipscomb &	W	71-65
11/15	at Santa Clara &	W	71-65
11/17	at #18 Notre Dame	L	78-86
11/20	Trinity International	W	85-61
11/23	vs. Murray State #	L	63-66
11/24	vs. Duquesne #	L OT	92-96
11/25	vs. Central Michigan #	W	84-78
12/3	SIUE	W	64-51
12/9	at Wisconsin	W	68-67
12/13	Judson (K)	W	125-74

12/17	South Dakota	L OT2	91-92
12/23	at Minnesota	W	74-65
1/2	Wright State*	L OT	82-84
1/4	Northern Kentucky*	W	76-67
1/7	at Youngstown State*	W	81-65
1/9	at Cleveland State*	W	65-62
1/14	at Valparaiso*	L	56-68
1/16	at UIC*	W	87-62
1/23	Detroit*	W	83-80
1/25	Oakland*	L	79-82
1/29	Green Bay*	W	95-94
2/4	at Wright State*	L	83-84
2/6	at Northern Kentucky*	L	71-75
2/11	at Oakland*	W	93-85
2/13	at Detroit*	L	66-80
2/15	at Green Bay*	L	68-70
2/20	Cleveland State*	W	88-54
2/22	Youngstown State*	W	87-51
2/26	Valparaiso*	L OT	76-80
2/28	UIC*	W	98-85
3/5	Northern Kentucky \$	W	86-69
3/6	Green Bay \$	L	61-70

\* - Horizon League game; (K) - Klotsche Center  
 & - Cable Car Classic (Santa Clara, Calif.)  
 # - Gulf Coast Showcase (Estero, Fla.)  
 \$ - Horizon League Tourney (Detroit, Mich.)

**2014-15****Head Coach: Rob Jeter****Record: 14-16; 9-7 Horizon League****Home Arena: U.S. Cellular Arena**

11/14	at Auburn	L	73-83
11/17	Minnesota-Crookston	W	75-54
11/19	IUPUI	L	68-70
11/21	at Oklahoma State	L	68-82
11/24	vs. Louisiana-LaFayette &W	56-52	
11/26	vs. Oral Roberts &	L	66-69
11/29	Concordia-St. Paul	W	64-59
12/3	UMKC	W	65-56
12/7	at DePaul	L	61-83
12/10	#5/#6 Wisconsin	L	54-93
12/14	Montana (K)	W	73-58
12/20	at SIUE	L	56-61
12/22	at Arkansas	L	54-84
12/28	at South Dakota	L	60-84
1/2	at Cleveland State*	L	57-84
1/4	at Detroit*	L	67-83
1/9	Green Bay*	L	63-79
1/14	Youngstown State*	W	77-62
1/20	Wright State*	W	67-41
1/22	at Oakland*	L	53-66
1/26	at Valparaiso*	L	48-73
1/29	UIC*	W	71-65
1/31	Detroit*	W	78-74
2/5	at Green Bay*	L	70-81
2/10	Oakland*	W	84-67
2/15	Valparaiso*	L	55-62
2/19	at UIC*	W	71-60

2/22	Cleveland State*	W	66-60
2/26	at Wright State*	W	61-58
2/28	at Youngstown State*	W	82-74

\* - Horizon League game; (K) - Klotsche Center  
 & - MGM Grand Main Event (Las Vegas, Nev.)

**2013-14****Head Coach: Rob Jeter****Record: 21-14; 7-9 Horizon League****Home Arena: U.S. Cellular Arena**

11/8	at Loyola	L	72-76
11/11	at Davidson	W	81-77
11/15	vs. San Jose State &	W	64-61
11/16	vs. James Madison &	W	77-66
11/17	at Northern Illinois &	W	82-69
11/19	DePaul	L	71-80
11/23	at Tennessee Tech	W	70-63
11/26	Judson	W	89-56
11/30	at UMKC	W	84-79
12/3	Northern Iowa	W	83-72
12/7	Bradley (K)	W	73-67
12/11	at #4/#6 Wisconsin	L	52-78
12/21	vs. Northeastern #	L	59-62
12/22	vs. Alabama State #	W	67-54
1/2	Youngstown State*	W	82-76
1/4	Cleveland State*	L	49-77
1/8	at Oakland*	W	84-75
1/12	Green Bay*	L OT	86-93
1/16	at UIC*	W	67-63
1/18	at Valparaiso*	L	62-75
1/21	at Wright State*	L	57-73
1/24	Detroit*	L	54-73
1/30	Wright State* (K)	W	68-64
2/2	Oakland* (K)	W	86-64
2/8	at Green Bay*	W	73-63
2/15	Valparaiso*	L	62-77
2/20	at Youngstown State*	L OT	83-88
2/22	at Cleveland State*	L	50-74
2/25	UIC*	L	58-80
2/27	at Detroit*	W	68-62
3/4	Detroit \$	W	83-73
3/7	vs. Valparaiso \$	W	74-57
3/8	at Green Bay \$	W OT	73-66
3/11	at Wright State \$	W	69-63
3/20	vs. #6/#7 Villanova %	L	53-73

\* - Horizon League game; (K) - Klotsche Center  
 & - NIU Invitational (DeKalb, Ill.)  
 \$ - Horizon League Tourney (Milwaukee, Wis.)  
 # - Westin Holiday Classic (New Orleans, La.)  
 % - NCAA Tournament (Buffalo, N.Y.)

**2012-13****Head Coach: Rob Jeter****Record: 8-24; 3-13 Horizon League****Home Arena: Klotsche Center**

11/9	Mary (ND)	W	76-46
11/11	at South Carolina %	L OT	75-82
11/17	Davidson	W	73-68

## Year-by-Year Results

11/19	at UALR &	L	43-59
11/24	vs. Jacksonville #	L	66-71
11/25	vs. Rider #	L	60-74
12/1	at Northern Iowa	L	61-72
12/5	Buffalo	L	52-72
12/7	Northern Illinois	W OT	80-73
12/9	at DePaul	L	50-84
12/12	at Fairfield	L	46-62
12/15	Tennessee Tech	L	58-69
12/22	at Wisconsin	L	53-74
12/29	Ohio Dominican	W	95-80
1/3	at Detroit*	L	59-74
1/5	at Wright State*	L	51-53
1/12	Valparaiso*	L	52-76
1/17	Cleveland State*	W	69-57
1/19	Youngstown State*	L	72-75
1/23	at UIC*	L	50-60
1/25	Green Bay*	L	54-74
1/30	at Loyola*	L	65-76
2/1	at Valparaiso*	L	40-71
2/7	Detroit*	L	74-82
2/9	Wright State*	L	49-64
2/12	Loyola*	W	71-53
2/15	at Youngstown State*	L	80-94
2/17	at Cleveland State*	L	67-88
2/20	UIC*	W	64-53
2/23	at IUPUI	W OT2	95-88
2/26	at Green Bay*	L	61-78
3/5	at Green Bay \$	L	46-62
* - Horizon League game			
% - Hoops For Hope Classic (Columbia, SC)			
& - Hoops For Hope Classic (Little Rock, Ark.)			
# - Hoops For Hope Classic (Puerto Vallarta, Mex.)			
\$ - Horizon League Tourney (Green Bay, Wis.)			

### 2011-2012

**Head Coach: Rob Jeter**

**Record: 20-14; 11-7 Horizon**

**Home Arena: U.S. Cellular Arena**

11/12	SW Minnesota St.	W	71-65
11/14	at Northern Illinois	W	59-57
11/18	IUPUI	W	62-49
11/20	Texas Southern	W	73-38
11/23	at Michigan State	L	55-68
11/26	at UALR	W	59-54
12/1	Loyola*	W	59-41
12/3	UIC*	W OT	73-71
12/5	at DePaul	W	87-76
12/10	at Northern Iowa	L	51-67
12/13	Wisconsin	L	54-60
12/17	Omaha (K)	W	86-50
12/22	at Marquette	L	50-64
12/29	at Valparaiso*	W	57-55
12/31	at Butler*	L	50-54
1/3	at Western Michigan	L	61-72
1/7	Green Bay*	W	64-63
1/12	Wright State*	W	58-38
1/14	Detroit*	W	84-74

1/20	at Youngstown State*	L	66-68
1/22	at Cleveland State*	L	57-83
1/26	Butler*	W	53-42
1/28	Valparaiso*	L	52-55
1/31	Youngstown State*	L	65-73
2/4	at Green Bay*	W	81-75
2/10	at Detroit*	L	57-58
2/12	at Wright State*	L	46-70
2/14	Cleveland State*	W	86-84
2/18	Fairfield	W	67-63
2/23	at UIC*	W	72-61
2/25	at Loyola*	W	78-69
2/28	UIC (K) \$	W	68-55
3/2	vs. Butler %	L	49-71
3/13	at TCU &	L	73-83
* - Horizon League game; (K) - Klotsche Center			
\$ - Horizon League Tourney (Milwaukee, Wis.)			
% - Horizon League Tourney (Valparaiso, Ind.)			
& - College Basketball Invitational (Ft. Worth, Tex.)			

### 2010-2011

**Head Coach: Rob Jeter**

**Record: 19-14; 13-5 Horizon**

**Home Arena: U.S. Cellular Arena**

11/12	at Portland &	L	60-80
11/13	vs. Florida Atlantic &	L	76-85
11/14	vs. UC Davis &	W	73-62
11/17	at Niagara	W	90-73
11/20	Northern Iowa	W	65-63
11/23	Western Michigan (K)	L	55-67
11/27	Marquette	L	72-75
12/2	Youngstown State*	W	76-67
12/4	Cleveland State*	L	59-82
12/8	at Wisconsin	L	40-61
12/11	at South Dakota State	W	82-70
12/14	at DePaul	L	47-61
12/18	Bowling Green	W	72-69
12/30	at Wright State*	L	44-68
1/1	at Detroit*	W OT	84-81
1/3	Butler*	W	76-52
1/8	at Green Bay*	L	64-69
1/13	UIC*	W	87-75
1/15	Loyola*	L	65-71
1/21	at Valparaiso*	L	43-60
1/23	at Butler*	W OT	86-80
1/28	Detroit*	W	72-67
1/30	Wright State*	W	54-53
2/5	Green Bay*	W	88-75
2/10	at Loyola*	W	66-57
2/12	at UIC*	W	70-59
2/16	Valparaiso*	W	79-76
2/19	at Buffalo	L	65-80
2/24	at Cleveland State*	W	87-83
2/26	at Youngstown State*	W OT	94-87
3/5	Valparaiso \$	W	70-63
3/8	Butler \$	L	44-59
3/16	at Northwestern %	L	61-70
* - Horizon League game; (K) - Klotsche Center			

& - Athletes In Action Classic (Portland, Ore.)  
\$ - Horizon League Tourney (Milwaukee, Wis.)  
% - National Invitation Tourney (Evanston, Ill.)

### 2009-2010

**Head Coach: Rob Jeter**

**Record: 20-14; 10-8 Horizon**

**Home Arena: U.S. Cellular Arena**

11/13	Concordia-St. Paul	W	89-73
11/16	vs. Western Kentucky #	L	65-69
11/17	vs. Indiana State #	L	63-76
11/21	Hillsdale	W	62-54
11/23	vs. Texas State @	W	96-77
11/24	vs. Colgate @	W	69-60
11/28	at Bowling Green	W OT	90-83
12/3	UIC*	W	57-52
12/5	Loyola*	L	64-69
12/8	at Marquette	L	51-71
12/12	at North Dakota State	W	84-73
12/19	Miami (Ohio)	W	68-61
12/23	at Wisconsin	L	58-68
12/31	at Valparaiso*	L	54-55
1/2	at Butler*	L	67-80
1/5	at SIUE	W	83-73
1/9	Green Bay*	W	71-51
1/14	Detroit*	L	65-81
1/16	Wright State*	W OT	67-61
1/22	at Youngstown State*	W	69-59
1/24	at Cleveland State*	L	72-73
1/29	Valparaiso*	W	85-82
1/31	Butler*	L	66-73
2/6	at Green Bay*	L	54-61
2/11	at Wright State*	L	63-68
2/13	at Detroit*	W	71-60
2/15	Youngstown State*	W	64-62
2/18	Cleveland State*	W	69-59
2/20	Niagara	L	79-85
2/25	at Loyola*	W	63-61
2/27	at UIC*	W	78-74
3/2	UIC \$	W	73-67
3/5	vs. Cleveland State %	W	82-75
3/6	at Butler %	L	59-68

\* - Horizon League game

# - NIT Season Tipoff (Baton Rouge, La.)

@ - NIT Season Tipoff (Fort Worth, Tex.)

\$ - Horizon League Tourney (Milwaukee, Wis.)

% - Horizon League Tourney (Indianapolis, Ind.)

### 2008-2009

**Head Coach: Rob Jeter**

**Record: 17-14; 11-7 Horizon**

**Home Arena: U.S. Cellular Arena**

11/14	vs. Loyola Marymount #	W	75-51
11/15	vs. Cal Davis #	W	81-75
11/16	at Iowa State #	L	61-79
11/19	Upper Iowa	W	87-59
11/22	at Marquette	L	80-100
11/25	Ball State	L	69-82



## Year-by-Year Results

11/29	at Wisconsin	L	46-67
12/4	Detroit*	W	71-62
12/6	Wright State*	W	66-59
12/11	at Miami (Ohio)	L	45-69
12/20	Bradley	W	86-74
12/30	at UIC*	W	71-66
1/3	at Loyola*	W	80-66
1/5	Valparaiso*	W	61-47
1/9	Green Bay*	L OT	75-77
1/12	SIUE	W	70-59
1/15	Youngstown State*	W	69-50
1/17	Cleveland State*	W	77-75
1/22	at Valparaiso*	L	51-63
1/24	at Butler*	L	48-78
1/28	Loyola*	W	72-58
1/31	UIC*	W	63-62
2/7	at Green Bay*	L	68-72
2/12	at Cleveland State*	L	61-70
2/14	at Youngstown State*	L	68-70
2/18	Butler*	W	63-60
2/21	North Dakota State	L	69-77
2/26	at Wright State*	L	60-70
2/28	at Detroit*	W	68-63
3/3	Loyola \$	W	77-68
3/6	vs. Wright State %	L	70-80

\* - Horizon League game

# - World Vision Classic (Ames, Iowa)

\$ - Horizon League Tourney (Milwaukee, Wis.)

% - Horizon League Tourney (Indianapolis, Ind.)

## 2007-2008

Head Coach: Rob Jeter

Record: 14-16; 9-9 Horizon

Home Arena: U.S. Cellular Arena

11/9	Upper Iowa	W	78-53
11/14	at Ball State	W OT	81-74
11/18	Northern Iowa	L	66-73
11/20	South Dakota State	W	89-80
11/24	Drake	L	59-80
11/27	Sam Houston State	L	77-81
11/30	at Marquette	L	65-100
12/6	at UIC*	L	73-91
12/8	at Loyola*	L OT	68-73
12/12	Wisconsin	L	39-61
12/19	Central Michigan	W	74-71
12/29	at Wyoming	W	80-66
1/3	Wright State*	W	75-64
1/5	Detroit*	W	55-53
1/7	at Youngstown State*	W	61-39
1/10	at Valparaiso*	W	71-69
1/12	at Butler*	L	56-72
1/19	at Green Bay*	W	65-61
1/24	Youngstown State*	W	76-69
1/26	Cleveland State*	W	79-71
1/31	at Detroit*	L	61-72
2/2	at Wright State*	L	51-53
2/12	Butler*	L OT	75-83
2/16	Green Bay*	W	66-56

2/20	at Cleveland State*	L	64-74
2/23	at Bradley	L	72-84
2/25	Valparaiso*	L	57-66
2/28	Loyola*	W	68-53
3/1	UIC*	L	55-63
3/4	Loyola \$	L	51-57

\* - Horizon League game

\$ - Horizon League Tourney (Milwaukee, Wis.)

## 2006-2007

Head Coach: Rob Jeter

Record: 9-22; 6-10 Horizon

Home Arena: U.S. Cellular Arena

11/10	Radford &	W	72-60
11/11	Washington State &	L	54-74
11/12	UAB &	L	60-75
11/15	at Michigan #	L	59-66
11/19	at Northern Iowa	L	58-69
11/22	South Dakota State	W	75-58
11/26	Tennessee Tech	L	68-78
11/29	at Central Michigan	L	61-76
12/2	at Oakland	L	70-76
12/6	at Missouri State	L	60-79
12/10	Youngstown State*	L	65-68
12/13	at Wisconsin	L	49-68
12/22	at Sam Houston State	L	73-89
12/27	Wyoming	W	75-73
12/30	Butler*	L	50-55

1/4 Detroit\* W OT 65-64

1/6 at Loyola\* L 74-87

1/11 at Cleveland State\* W 60-48

1/13 at Youngstown State\* L 63-81

1/17 UIC\* W 76-65

1/21 Wright State\* W 73-69

1/25 at Detroit\* L OT 84-91

1/27 Green Bay\* L 67-73

1/29 Cleveland State\* W OT 57-56

2/3 at Butler\* L 47-66

2/5 at Wright State\* L 50-76

2/14 Loyola\* L 56-66

2/17 at Drake L 76-84

2/21 at UIC\* L 59-72

2/24 at Green Bay\* W 74-73

2/27 at UIC \$ L 77-83

\* - Horizon League game

&amp; - John Thompson Classic (Milwaukee, Wis.)

# - John Thompson Classic (Ann Arbor, Mich.)

\$ - Horizon League Tourney (Chicago, Ill.)

## 2005-2006

Head Coach: Rob Jeter

Record: 22-9; 12-4 Horizon

Home Arena: U.S. Cellular Arena

11/15	at Memphis %	L	52-79
11/21	Upper Iowa	W	93-64
11/28	at Tennessee Tech	L	67-72
12/3	Saint Louis	W	82-71
12/6	at South Dakota State	W	76-51

12/10	Hawai'i	W	58-52
12/15	at Wisconsin	L	68-74
12/17	Green Bay*	W	80-60
12/21	Oakland	W	83-60
12/27	at Wyoming	W	84-69
12/30	at Montana	W	78-74
1/2	Cleveland State*	W	75-68
1/5	at UIC*	W	68-45
1/7	Butler*	W	64-59
1/11	Loyola*	W	78-75
1/14	at Green Bay*	L	77-84
1/18	at Detroit*	W	72-71
1/21	Wright State*	W	61-54
1/26	at Youngstown State*	W	78-70
1/30	at Loyola*	W	68-57
2/2	at Wright State*	L	54-59
2/4	at Butler*	L OT	60-63
2/9	Youngstown State*	W	98-57
2/11	at Cleveland State*	W	86-57
2/15	UIC*	L OT	86-94
2/18	Missouri State	L	63-72
2/21	Detroit*	W	76-57
3/4	Loyola &	W	80-66
3/7	Butler &	W	87-71
3/16	vs. Oklahoma \$	W	82-74
3/18	vs. Florida \$	L	60-82

\* - Horizon League game

% - Preseason NIT

&amp; - Horizon League Tourney (Milwaukee, Wis.)

\$ - NCAA Tournament (Jacksonville, Fla.)

## 2004-2005

Head Coach: Bruce Pearl

Record: 26-6; 14-2 Horizon

Home Arena: U.S. Cellular Arena

11/20	Prairie View A&M	W	117-55
11/23	Parkside	W	87-50
11/28	Air Force	W	50-45
12/1	South Dakota State	W	89-54
12/4	at UIC*	W	75-67
12/7	at Saint Louis	W	57-47
12/11	at Valparaiso	L	71-72
12/15	at Wisconsin	L	37-66
12/22	vs. Kansas %	L	62-73
12/30	at Manhattan	W OT	88-78
1/3	Detroit*	L	68-76
1/6	at Butler*	W OT	71-68
1/8	Loyola*	W	73-56
1/12	at Youngstown State.*	W	65-42
1/15	Green Bay*	W	86-56
1/17	Wright State*	W	71-66
1/20	Cleveland State*	W	85-65
1/22	at Detroit*	W	61-48
1/26	at Purdue	W	73-68
1/29	at Green Bay*	L	72-76
2/2	at Wright State	W	79-70
2/5	UIC*	W	85-75
2/10	at Loyola*	W	74-67

## Year-by-Year Results

2/12	Youngstown State*	W	90-67
2/16	Butler*	W	64-53
2/19	at Hawai'i	W	87-81
2/26	at Cleveland State*	W	81-59
3/5	Loyola &	W	94-76
3/8	Detroit &	W	59-58
3/17	vs. Alabama \$	W	83-73
3/19	vs. Boston College \$	W	83-75
3/24	vs. Illinois #	L	63-77

\* - Horizon League game

% - Played at Kemper Arena (Kansas City, Mo.)

& - Horizon League Tourney (Milwaukee, Wis.)

\$ - NCAA Tournament (Cleveland, Ohio)

# - NCAA Tournament (Rosemont, Ill.)

### 2003-2004

**Head Coach: Bruce Pearl**

**Record: 20-11; 13-3 Horizon**

**Home Arena: U.S. Cellular Arena**

11/22	Montana	W	95-83
11/25	Concordia-St. Paul (K)	W	90-62
11/29	Southern Illinois	L	77-81
12/3	at Prairie View A&M	W	87-70
12/7	at NC State	L	71-77
12/10	at Valparaiso	W	86-82
12/13	at Wisconsin	L	71-89
12/23	UIC*	W	78-62
12/29	at Santa Clara ^	L	64-66
12/30	vs. Idaho State ^	W	85-70
1/2	at Air Force	L	49-71
1/5	Detroit*	W	82-74
1/8	Butler*	W	71-59
1/10	at Loyola*	W	97-87
1/15	Youngstown State* (K)	W	80-74
1/17	at Green Bay*	W	82-70
1/22	at Cleveland State*	W	78-64
1/24	at Detroit*	W	85-68
1/27	at Wright State*	W	68-54
1/31	Green Bay*	W	81-70
2/5	at UIC*	L	82-86
2/7	Wright State*	W	72-66
2/12	Loyola*	W	77-71
2/14	at Youngstown State*	L	84-85
2/17	at Butler*	L	75-58
2/21	Manhattan	L	76-83
2/28	Cleveland State* (K)	W	88-63
3/6	vs. Detroit #	W	58-50
3/9	UIC &	L	62-65
3/17	Rice \$	W	91-63
3/20	at Boise State \$	L	70-73

\* - Horizon League game; (K) - Klotsche Center

^ - Cable Car Classic (Santa Clara, Calif.)

# - Horizon League Tourney (Indianapolis, Ind.)

& - Horizon League Tourney (Milwaukee, Wis.)

\$ - National Invitation Tournament

### 2002-2003

**Head Coach: Bruce Pearl**

**Record: 24-8; 13-3 Horizon**

**Home Arena: Klotsche Center**

11/23	at Wisconsin	L	72-83
11/26	Mississippi Valley St.	W	77-75
11/28	vs. SEMO ^	L	75-89
11/30	vs. Indiana State ^	W	71-59
12/1	vs. Maine ^	W	79-63
12/6	vs. Florida Int'l &	W	61-48
12/7	at Missouri State &	W	86-77
12/11	Valparaiso	W	75-61
12/14	at Mississippi Valley State W		83-75
12/17	Parkside	W	84-70
12/21	Loyola*	W	100-80
12/28	at Georgia	L	69-89
1/2	at Detroit*	W	73-72
1/4	at Cleveland State*	W	70-58
1/9	at UIC*	L	92-102
1/11	Youngstown State*	W	74-56
1/14	at Chicago State	W	81-73
1/18	at Green Bay*	L	68-79
1/23	Butler*	W	69-65
1/25	Wright State*	W	74-59
2/1	at Loyola*	W	92-91
2/6	Detroit*	W	61-50
2/8	Cleveland State*	W	86-69
2/10	Green Bay*	W	78-54
2/13	UIC*	W	81-78
2/15	at Youngstown State*	W	86-61
2/22	at Southern Illinois	L	64-66
2/27	at Wright State*	W	98-65
3/1	at Butler*	L	74-76
3/8	UIC #	W	75-73
3/11	Butler #	W	69-52
3/20	vs. Notre Dame &	L	69-70

\* - Horizon League game

^ - University Hoops Classic (New Orleans, La.)

& - Pizza Hut Classic (Springfield, Mo.)

# - Horizon League Tourney (Milwaukee, Wis.)

& - NCAA Tournament (Indianapolis, Ind.)

### 2001-2002

**Head Coach: Bruce Pearl**

**Record: 16-13; 11-5 Horizon**

**Home Arena: Klotsche Center**

11/17	Concordia-St. Paul	W	77-63
11/21	at Western Michigan	L	80-81
11/24	at Valparaiso	L	69-82
11/30	at Iowa State ^	L	62-71
12/1	vs. Omaha ^	W	87-68
12/4	Chicago State	W	84-47
12/7	at Louisville \$	L	75-90
12/8	vs. Virginia Tech \$	W OT	80-70
12/15	Western Michigan	L	51-59
12/22	Parkside	W	91-58
12/27	Wisconsin	L	79-81
12/30	at Colorado	L	87-93

1/2	at Youngstown State*	W	77-55
1/5	Green Bay*	W	63-51
1/10	Loyola*	L	87-91
1/12	UIC*	W	75-49
1/17	at Wright State*	W OT	86-80
1/19	at Butler*	W	73-72
1/24	Cleveland State*	W	78-69
1/26	Detroit*	W	66-48
1/30	Butler*	L	58-59
2/4	at Loyola*	W	80-70
2/7	at UIC*	L	71-73
2/9	Youngstown State*	W	96-76
2/14	Wright State*	W	94-68
2/21	at Cleveland State*	L	67-69
2/23	at Detroit*	L	61-94
2/25	at Green Bay*	W	76-66
3/2	vs. UIC #	L	63-75

\* - Horizon League game

^ - Tribune Cyclone Challenge (Ames, Iowa)

\$ - Jim Thorpe Classic (Louisville, Ky.)

# - Horizon League Tourney (Cleveland, Ohio)

### 2000-2001

**Head Coach: Bo Ryan**

**Record: 15-13; 7-7 MCC**

**Home Arena: Klotsche Center**

11/19	at Iowa	L	79-83
11/21	Lipscomb	W	74-58
11/24	vs. Florida Atlantic ^	W	78-60
11/25	vs. Canisius ^	L	80-82
11/27	at Bethune-Cookman	W	73-63
11/29	Valparaiso	W	61-59
12/4	at Chicago State	W	72-55
12/6	at Illinois	L	44-85
12/16	at Wisconsin	L	47-55
12/23	San Diego	W	58-55
12/27	Mount Senario	W	100-21
12/30	Colorado	L OT	71-74
1/2	at San Diego	W	81-77
1/6	at Green Bay*	L	49-53
1/11	at UIC*	L OT4	106-112
1/14	at Loyola*	W OT2	94-93
1/18	Wright State*	W	56-43
1/20	Butler*	L	51-60
1/25	at Detroit*	L	51-54
1/27	at Cleveland State*	L	34-57
2/3	Green Bay*	W	79-57
2/8	Loyola*	W	67-65
2/10	UIC*	W	70-49
2/15	at Butler*	L OT	75-80
2/17	at Wright State*	L	60-75
2/22	Cleveland State*	W	86-68
2/24	Detroit*	W	80-69
3/3	at Wright State #	L	63-64

\* - MCC Game

^ - Golden Panther Thanksgiving Shootout (Miami, Fla.)

# - MCC Tourney (Dayton, Ohio)

## Year-by-Year Results

**1999-2000****Head Coach: Bo Ryan****Record: 15-14; 6-8 MCC****Home Arena: Klotsche Center**

11/20	at Central Michigan	W	69-68
11/23	Wisconsin	L	49-69
11/27	at UMKC	W	70-68
12/3	vs. Troy State ^	W	80-61
12/4	at Ball State ^	L	58-71
12/6	Michigan Tech	W	86-52
12/8	at Iowa State	L	64-78
12/11	Farleigh Dickinson	W	76-59
12/14	Bethune-Cookman	W	84-76
12/27	at Cincinnati	L	60-93
12/30	at Utah	L	57-71
1/4	Stony Brook	W	83-48
1/8	at Green Bay*	L	65-67
1/13	UIC*	W	82-64
1/15	Loyola*	W	92-58
1/20	at Wright State*	L	60-67
1/22	at Butler*	L	64-72
1/27	Detroit*	W	64-59
1/29	Cleveland State*	L OT	105-109
2/5	Green Bay*	W	67-42
2/10	at Loyola*	L	77-79
2/12	at UIC*	L	75-81
2/15	Chicago State	W	79-61
2/17	Butler*	L	72-84
2/19	Wright State*	W	81-67
2/24	at Cleveland State*	W	70-67
2/26	at Detroit*	L	48-88
3/4	vs. Green Bay #	W	62-58
3/5	vs. Butler #	L	51-65

\* - MCC Game

^ - Ball State Tournament (Muncie, Ind.)

# - MCC Tourney (Chicago, Ill.)

**1998-1999****Head Coach: Ric Cobb****Record: 8-19; 5-9 MCC****Home Arena: Klotsche Center**

11/16	at Wisconsin	L	63-75
11/21	Central Michigan	W	73-67
11/24	at Western Michigan	L	65-74
11/28	at Stony Brook	W	74-60
12/1	at Indiana State	L	66-79
12/5	Sam Houston State	L	58-59
12/8	at Marquette	L	56-77
12/12	UMKC	L	68-88
12/14	at Northwestern	L	44-80
12/20	Tri-State	L	53-56
12/29	Trinity International	W	74-66
1/2	Detroit*	L	54-71
1/7	at Green Bay*	L	66-74
1/12	at Loyola*	W	78-59
1/14	at UIC*	W	52-50
1/21	Wright State*	W	69-65
1/23	Butler*	L	65-68

1/28	at Detroit*	L	53-78
1/30	at Cleveland State*	L	68-72
2/3	at Western Illinois	L	58-71
2/6	Green Bay*	W	59-57
2/11	Loyola*	L OT	68-76
2/13	UIC*	W	71-57
2/16	Cleveland State*	L	64-75
2/18	at Butler*	L	63-78
2/20	at Wright State*	L	69-71
2/27	vs. Green Bay #	L	66-72
* - MCC Game			
# - MCC Tourney (Chicago, Ill.)			

**1997-1998****Head Coach: Ric Cobb****Record: 3-24; 2-12 MCC****Home Arena: Wisconsin Center Arena**

11/19	at Evansville	L	51-69
11/22	Western Illinois	W	62-57
11/26	at Toledo	L	35-70
11/29	Western Michigan	L	47-84
12/2	at NE Illinois	L	61-63
12/6	at Sam Houston State	L	67-69
12/9	Indiana State	L	62-74
12/14	at Marquette	L	56-69
12/22	at Fairleigh Dickinson	L	77-91
12/27	Utah	L	51-66
12/30	Texas-San Antonio	L	77-78
1/3	at Detroit*	L	56-83
1/5	at Cleveland State*	L	47-70
1/10	Green Bay*	L	51-68
1/15	UIC*	L	63-72
1/17	Loyola*	L	57-63
1/22	at Wright State*	W	70-62
1/24	at Butler*	L	66-74
1/29	Detroit*	L	68-83
1/31	Cleveland State*	W	81-78
2/2	at Green Bay*	L	72-80
2/9	Butler*	L	56-71
2/12	at Loyola*	L	67-71
2/14	at UIC*	L	68-92
2/18	at Wisconsin	L	58-65
2/21	Wright State*	L	65-75
2/28	vs. Detroit #	L	60-74

\* - MCC Game

# - MCC Tourney (Green Bay, Wis.)

**1996-1997****Head Coach: Ric Cobb****Record: 8-20; 4-12 MCC****Home Arena: Wisconsin Center Arena**

11/22	Minnesota-Morris (K)	W	76-62
11/24	at Marquette	L	55-82
11/26	Western Illinois	L	52-69
11/30	Stetson	W	68-56
12/4	at Western Illinois	L	58-70
12/7	at Valparaiso	L	46-71
12/10	at Wisconsin	L	41-61

12/12	NE Illinois	W	55-54
12/23	at Utah	L	63-77
12/30	at Texas-San Antonio	L	76-82
1/4	at Northern Illinois*	L	58-72
1/9	Detroit*	W	47-46
1/11	Cleveland State*	L	67-74
1/16	at Butler*	L	59-75
1/18	Wright State*	W	61-60
1/23	at UIC*	L	61-78
1/27	at Green Bay*	L	49-62
2/1	Loyola* (K)	L	60-78
2/3	Northern Illinois*	W	64-59
2/6	at Detroit*	L	52-67
2/8	at Cleveland State*	L	54-56
2/13	at Wright State*	L	55-75
2/15	Butler*	L	46-74
2/17	UIC*	W	55-54
2/22	at Loyola*	L	56-71
2/24	Green Bay*	L	46-62
2/28	at Wright State #	W	81-70
3/1	vs. Butler #	L	36-48

\* - MCC Game

# - MCC Tourney (Dayton, Ohio)

(K) - Klotsche Center

**1995-1996****Head Coach: Ric Cobb****Record: 9-18; 5-11 MCC****Home Arena: MECCA Arena**

11/24	Illinois Tech	W	101-63
11/26	at Marquette	L	74-91
11/28	at Iowa State	L	52-63
12/5	Western Illinois	W	69-67
12/7	NE Illinois	L	52-69
12/9	Valparaiso	L OT	77-82
12/14	at NE Illinois	L	73-74
12/23	at Wisconsin	L	63-94
12/28	at Stetson	W	73-57
1/4	Cleveland State*	W	73-55
1/8	Butler*	L	67-71
1/11	at Northern Illinois*	L	64-67
1/13	at Detroit*	L	59-76
1/18	Green Bay	L	54-67
1/20	Wright State*	L	71-74
1/25	at Loyola*	W	76-70
1/27	at UIC*	L	78-87
1/31	at Western Illinois	W	83-75
2/3	at Butler*	L	45-65
2/5	Detroit*	L	65-69
2/8	at Cleveland State*	W	97-84
2/15	Northern Illinois*	L OT2	90-100
2/17	UIC*	W	79-48
2/19	at Green Bay*	L	66-81
2/22	at Wright State*	L	75-99
2/26	Loyola*	W	61-58
3/2	vs. Northern Illinois #	L	78-80

\* - MCC Game

# - MCC Tourney (Dayton, Ohio)



## Year-by-Year Results

### 1994-1995

**Head Coach: Steve Antrim**

**Record: 3-24; 2-13 MCC**

**Home Arena: MECCA Arena**

11/28	Parkside	L	79-80
12/2	at Marquette ^	L	59-101
12/3	vs. Siena ^	L	58-75
12/5	at NE Illinois	L	76-85
12/7	Western Illinois	L	76-89
12/10	SEMO	L	71-75
12/14	at Wisconsin	L	64-90
12/17	NE Illinois	W	74-69
12/27	at Dayton	L	70-84
12/31	at Western Illinois*	L	57-79
1/5	Butler*	L	48-64
1/7	Northern Illinois*	L	74-88
1/15	Green Bay*	L	58-79
1/19	at Loyola*	W	90-81
1/21	at UIC*	L	68-80
1/26	at Xavier*	L	76-96
1/28	Wright State*	L	74-76
1/30	Detroit*	L	59-69
2/2	at Butler*	L	75-85
2/4	at Northern Illinois*	L	61-89
2/9	Cleveland State*	L	64-87
2/16	Loyola*	W	74-56
2/18	UIC*	L	77-85
2/20	at Green Bay*	L	43-63
2/25	at LaSalle*	L	51-80
3/2	at SEMO	L OT	90-98
3/4	at Florida Atlantic	L	59-68

\* - MCC Game

^ - Marquette Tournament (Milwaukee, Wis.)

### 1993-1994

**Head Coach: Steve Antrim**

**Record: 10-17; 7-11 Mid-Continent**

**Home Arena: MECCA Arena**

11/27	at Wisconsin	L	84-106
12/4	NE Illinois	L	66-81
12/6	Eastern Michigan	L OT	94-102
12/8	at Central Michigan	W	53-44
12/11	New Hampshire	W	72-70
12/31	at Fairfield	L	65-83
1/6	at NE Illinois	L	80-87
1/10	UIC*	L	72-87
1/13	Valparaiso*	L	65-73
1/15	at Cleveland State*	L	60-84
1/17	at Youngstown State*	W	83-71
1/19	Northern Illinois*	W	72-70
1/24	at Western Illinois*	W	74-67
1/26	Green Bay*	L	42-64
1/29	at Eastern Illinois*	L	50-52
2/1	at Wright State*	W	95-80
2/5	Cleveland State*	L	97-75
2/7	Youngstown State*	W	79-70
2/12	at Valparaiso*	L	53-62
2/14	at UIC*	L	66-83

2/19	Eastern Illinois*	W	70-59
2/21	Wright State*	L	87-89
2/24	at Green Bay*	W	58-55
2/26	at Northern Illinois*	L	52-77
2/28	Western Illinois*	L	62-77
3/2	Chicago State	W	83-45
3/5	at Marquette	L	51-73

\* - Mid-Continent Conference Game

### 1992-1993

**Head Coach: Steve Antrim**

**Record: 23-4**

**Home Arena: MECCA Arena**

12/1	Western Michigan	W	84-75
12/3	NE Illinois	W	94-78
12/7	at Alcorn State	W	91-76
12/9	Parkside (K)	W	98-71
12/12	at Wisconsin	W	77-72
12/15	Northern Illinois	W	79-71
12/19	Western Illinois	W	92-71
12/23	at Western Michigan	W	74-63
12/26	at Utah	L	62-96
12/28	at Northern Illinois	W	82-57
12/31	Alcorn State	W	94-80
1/2	Fairfield	W	75-59
1/6	at Western Illinois	W	76-67
1/9	at New Hampshire	W	86-70
1/13	Green Bay	W OT	75-68
1/17	Cal State Northridge	W	78-65
1/23	Sacramento State	W	96-44
1/27	UMKC	W	73-57
1/30	at Chicago State	W	78-60
2/1	at UMKC	L	77-99
2/8	Chicago State	W	65-64
2/13	at NE Illinois	L OT	86-91
2/18	at Cal St. Northridge	W	75-74
2/20	at Southern Utah	L OT	80-81
2/24	Southern Utah(K)	W	66-56
2/27	at Sacramento State	W	78-76
3/3	at Green Bay	W	61-48

(K) - Klotsche Center

### 1991-1992

**Head Coach: Steve Antrim**

**Record: 20-8**

**Home Arena: Klotsche Center**

11/25	at Tenn.-Chattanooga	L	80-85
11/30	Parkside	W	91-69
12/5	Morehead State	W	94-90
12/7	C. Connecticut State	W	96-77
12/9	Maine	W	87-73
12/12	Montana State #	W	77-75
12/23	Oshkosh	W	105-77
12/27	at Montana State	W	70-67
12/30	at Utah	L	54-70
1/4	at UMKC	L	74-82
1/6	at SEMO	W	83-71
1/9	at Sacramento State	L OT2	106-110

1/16	Western Illinois #	W	70-69
1/18	at Drake	W	47-46
1/25	UMKC	L	58-81
1/27	Cal St. Northridge #	W	90-71
1/30	at NE Illinois	W	84-61
2/1	at Youngstown State	W	72-62
2/6	Eastern Illinois	W	78-60
2/8	NE Illinois	W	89-56
2/11	Sacramento State	W	89-61
2/15	at Cal St. Northridge	L OT2	69-80
2/19	at Eastern Michigan	W	90-74
2/22	at Maine	L	59-61
2/26	SEMO #	L	64-80
2/29	Youngstown State #	W	71-55
3/7	Central Michigan	W	92-71

# - at MECCA Arena

### 1990-1991

**Head Coach: Steve Antrim**

**Record: 18-10**

**Home Arena: Klotsche Center**

11/23	Illinois Tech	W	88-66
11/26	Tenn.-Chattanooga #	W	72-69
11/28	Utah #	L	78-80
12/3	at Illinois	L OT2	116-120
12/8	Southern Utah	L	80-89
12/12	at Eastern Illinois	L	59-67
12/15	Central Florida	W	86-84
12/17	Tennessee Tech #	W	82-73
12/29	UMKC	W	95-88
1/5	at Morehead State	L	61-73
1/9	at Central Michigan	L	44-59
1/12	at Wright State	L	79-84
1/14	at Youngstown State	W	74-72
1/17	Cal St. Northridge	W	78-63
1/19	at Chicago State	W	101-94
1/22	Eastern Michigan #	L	75-79
1/26	Western Michigan	W	88-85
1/31	at Central Florida	W	88-87
2/2	NE Illinois	W	112-72
2/7	Youngstown State	L	74-82
2/11	at Cal St. Northridge	W	95-77
2/14	at NE Illinois	W	91-66
2/16	at Nicholls State	W	74-66
2/19	at Southern Utah	L OT2	105-106
2/26	Chicago State #	W	86-77
2/28	Wright State	W	106-89
3/2	Florida Int'l	W	87-65
3/4	Nicholls State	W	99-72

# at MECCA Arena

### 1989-1990

**Head Coach: Steve Antrim**

**Record: 10-18**

**Home Arena: Klotsche Center**

11/25	at Tennessee Tech	L	71-85
11/27	Northern Michigan	W	77-76
11/30	at Eastern Michigan	L	57-76

## Year-by-Year Results

12/2	Indianapolis	L	76-80
12/4	Central State	W	73-65
12/9	Michigan Tech	L	70-78
12/15	Southwest Baptist	L OT2	80-85
12/16	Bemidji State	W	68-60
12/21	at Western Michigan	L	64-72
12/23	at Akron	L	56-83
12/29	Virginia Union	L	64-95
12/30	Ferris State	W	96-87
1/6	at SIUE	L	75-80
1/11	at Florida Int'l	W	64-62
1/17	at Colorado	L	74-92
1/18	at UMKC	L	80-93
1/22	Winona State	W	75-61
1/24	NE Illinois	L	78-79
1/27	SIUE	L	77-84
1/29	Illinois Tech	W	103-75
1/31	Platteville	L	60-78
2/3	at Parkside	L	66-71
2/5	at Northern Michigan	L	74-78
2/7	IUPUI	W	106-88
2/12	at Youngstown State	W	63-57
2/14	at NE Illinois	W	87-72
2/24	Parkside	L	56-62
2/26	Grand Valley State	L OT	80-92

## 1988-89

Head Coach: Steve Antrim

Record 24-7

Home Arena: Klotsche Center

11/19	Viterbo	W	66-54
11/22	Illinois Tech	W	84-73
11/30	Lake Superior State	W	84-70
12/2	North Central	W	105-95
12/6	at Mankato State	L	74-93
12/8	NE Illinois	W	105-77
12/10	Wayne State	W	83-71
12/14	at St. Cloud State	L OT	109-115
12/29	Grand Valley State ^	L	70-80
12/30	West Georgia ^	W	79-72
1/2	at Lake Superior St.	W	92-78
1/4	at Northern Michigan	L	68-70
1/7	at SIUE	L	74-84
1/16	at Indianapolis	W	93-92
1/21	SIUE	W	101-89
1/24	Lakeland	W	125-79
1/26	Parkside	W	79-69
1/28	IUPUI	W	99-88
1/30	Northern Michigan	W	86-79
2/3	at St. Norbert	W	85-83
2/6	at UMKC	W	72-67
2/11	at Parkside	W OT2	86-79
2/14	Carroll College	W	104-85
2/18	Quincy	W	111-62
2/20	Winona State	W	112-84
2/25	Eau Claire	W	82-81
2/28	at Wayne State	W	91-86
3/4	at Wright State	L	96-105

3/17	vs. Augustana (SD) #	W	99-95
3/18	at Northern Colorado #	W OT	89-88
3/23	vs. SE Missouri State &	L	84-93
^ - Rydell Classic Tournament			
# - NCAA Division II Regional (Greeley, Colo.)			
& - NCAA Division II Elite 8 (Springfield, Mass.)			

## 1987-1988

Head Coach: Steve Antrim

Record: 16-12

Home Arena: Klotsche Center

11/22	Ferris State	L	84-96
11/24	Oshkosh	L	68-76
11/28	at Eastern Michigan	L	67-71
12/2	St. Cloud State	L	78-81
12/4	North Dakota	W	77-70
12/5	Mankato State	L	59-67
12/7	at Ferris State	L	84-93
12/13	at Northern Michigan	W	79-78
12/15	at Eastern Illinois	L	79-94
12/21	IUPUI	W	90-75
12/28	vs. Abilene Christian ^	W	88-78
12/29	at Quincy ^	L	74-82
12/30	IPFW	L	61-77
1/4	at Rosary	W	71-70
1/6	at Lewis	W	84-82
1/14	at Quincy	L	60-78
1/16	at SIUE	L	64-83
1/23	La Crosse	W	73-59
1/28	at Eau Claire	L	59-64
1/30	Taylor (Ind.)	W	85-63
2/1	at Lakeland	W	114-62
2/5	St. Norbert	W	96-60
2/6	Stevens Point	W	87-74
2/13	at Parkside	W	72-70
2/15	Lewis	W	94-85
2/23	Parkside	W	95-76
2/27	SIUE	W	93-85
3/1	Northern Michigan	W	87-81
^ - Quincy Holiday Tournament (Quincy, Ill.)			

## 1986-1987

Head Coach: Ray Swetalla

Record: 8-20

Home Arena: Klotsche Center

11/21	vs. Huron (SD) ^	L	62-68
11/22	vs. Bemidji State ^	L	50-68
11/25	Mt. Senario	W	56-54
11/30	at St. Xavier (Ill.)	L	58-66
12/4	at NE Illinois	L	56-59
12/6	Roosevelt	W	67-64
12/8	North Central	W	66-62
12/13	at St. Norbert	W	61-52
12/16	MSOE	W	75-68
12/20	at Taylor (Ind.)	L	55-79
12/22	at IUPUI	L	66-72
12/29	at Illinois Tech	L	65-75
1/5	Rosary	L	64-66

1/7	Purdue-Calumet	L	56-69
1/10	Whitewater	L	57-75
1/14	St. Xavier	L	45-63
1/17	at Parkside	L	75-97
1/19	at Carroll	W	60-59
1/20	at Oshkosh	L	79-97
1/23	at La Crosse	L	73-77
1/26	Northern Michigan	L	68-73
1/31	at Stevens Point	L	36-68
2/4	at Concordia (Wis.)	L	60-70
2/7	at Northern Michigan	L	72-75
2/14	Mary College (ND)	W	62-57
2/17	Illinois Tech	W OT2	75-70
2/19	at Roosevelt	L	72-85
2/21	Parkside	L	68-85
^ - Eau Claire Tip-Off Tournament (Eau Claire, Wis.)			

## 1985-1986

Head Coach: Ray Swetalla

Record: 10-17

Home Arena: Klotsche Center

11/22	at Stevens Point ^	L	42-58
11/23	vs. St. Norbert ^	L	59-60
11/26	Carroll	L	72-54*
12/4	at Whitewater	L	60-72
12/7	La Crosse	W	64-52
12/14	St. Norbert	L	69-81
12/18	at MSOE	W	85-60
12/21	at Platteville	L	56-71
12/27	vs. NE Illinois %	W	75-56
12/28	at North Park %	L	41-62
1/3	River Falls	W	69-61
1/6	vs. Stout \$	L	54-73
1/7	vs. Illinois Benedictine \$	L	69-79
1/13	at Parkside	L	71-80
1/15	at Beloit	L	48-59
1/22	St. Xavier (Ill.)	W	64-52
1/25	at Marian	W	78-54
1/28	NE Illinois	L	61-81
1/31	at Loras	L	56-64
2/3	Carthage	W	71-48
2/8	Concordia (Wis.)	W	87-69
2/11	at St. Xavier (Ill.)	L	56-58
2/15	at Cardinal Stritch	L	67-69
2/19	Parkside	L	73-84
2/21	Marian	W	88-51
2/25	Marian #	W	97-61
3/1	Eau Claire &	L	48-51

\*Forfeit due to use of ineligible player

^ - Tip-Off Tournament (Stevens Point, Wis.)

% - North Park Holiday Tournament (Chicago, Ill.)

\$ - St. Norbert Tournament (DePere, Wis.)

# - WICA Tournament (Milwaukee, Wis.)

&amp; - NAIA District 14 Tourney (Eau Claire, Wis.)

## Year-by-Year Results

### 1984-1985

**Head Coach: Ray Swetalla**

**Record: 9-17**

**Home Arena: Klotsche Center**

**Marian Tournament, Fond du Lac, Wis.**

11/16	at Marian	W	88-77
11/17	vs. Eureka (Ill.)	W	90-82
11/27	at St. Norbert	L	68-73
11/30	at Stevens Point ^	L	35-73
12/1	vs. St. John's (Minn.) ^	L	31-56
12/5	Whitewater	L	56-74
12/8	at Minnesota-Duluth	L	37-46
12/14	Beloit	L	49-51
12/18	at River Falls	L	56-73
12/21	at La Crosse	L	63-78
12/28	vs. NE Illinois \$	W	74-61
12/29	at North Park \$	L	63-67
1/4	at Carthage	W	53-46
1/7	Platteville	L	59-70
1/9	at Oshkosh	L	69-77
1/14	Superior	L	62-67
1/19	MSOE	W	89-51
1/25	at NE Illinois	L	64-68
1/29	at Roosevelt	W	67-55
2/2	Loras	L	40-45
2/6	at Parkside	L	43-79
2/13	at Concordia	L	63-65
2/16	St. Xavier (Ill.)	L	46-55
2/20	Roosevelt	W	87-61
2/23	Cardinal Stritch	W	66-61
2/26	Lakeland	W	76-74

^ - Stevens Point Tournament (Stevens Point, Wis.)

\$ - North Park Tournament (Chicago, Ill.)

### 1983-1984

**Head Coach: Ray Swetalla**

**Record: 6-20**

**Home Arena: Klotsche Center**

11/18	vs. Lakehead ^	L	48-65
11/19	vs. Upper Iowa ^	W	55-39
11/22	at Whitewater	L	40-77
11/26	Loras	L	34-46
11/30	at Stevens Point	L	28-80
12/3	St. Xavier (Ill.)	L	44-59
12/7	at Rosary	W	72-64
12/10	St. Norbert	L	52-71
12/15	La Crosse	L	41-82
12/19	Minnesota-Duluth	L	41-56
12/29	at North Park \$	L	45-65
12/30	vs. Ill. Benedictine \$	W	77-56
1/3	vs. Eau Claire #	L	47-60
1/4	vs. Lakeland #	L	70-72
1/7	Oshkosh	L	53-67
1/9	Carthage	L	40-41
1/14	Stevens Point	L	39-77
1/18	Roosevelt	W	69-48
1/23	Concordia (Wis.)	W	66-55
1/25	at Platteville	L	66-73

1/28	at Loras	L	45-58
2/1	at Roosevelt	L	55-59
2/7	Parkside	L	60-72
2/11	at St. Xavier (Ill.)	L	42-68
2/18	Rosary	W	56-54
2/23	at Lakeland	L	64-73
^ - Minnesota-Duluth Tournament (Duluth, Minn.)			
\$ - North Park Holiday Tournament (Chicago, Ill.)			
# - Parkside Ranger Classic (Kenosha, Wis.)			

### 1982-1983

**Head Coach: Bob Voight**

**Record: 18-6**

**Home Arena: Klotsche Center**

11/23	at Carthage	W	61-57
11/27	Whitewater	L OT	40-42
12/1	at Concordia	W	68-41
12/4	NE Illinois	W	82-65
12/7	Rosary	W	74-40
12/18	at La Crosse	L	53-62
12/23	Stevens Point	L	42-72
12/29	vs. St. Xavier (Ill.) ^	W	64-55
12/30	at North Park ^	L	55-67
1/3	at Superior	W	79-61
1/7	Colorado State	W	67-48
1/10	at St. Norbert	W	66-59
1/15	at Colorado	L	66-81
1/18	at Roosevelt	W	81-72
1/21	at NE Illinois	W	67-66
1/26	Platteville	W	78-66
1/29	at Colorado College	W	85-53
1/31	at Denver	L	57-62
2/9	at Rosary	W	78-68
2/12	at Oshkosh	W	60-58
2/15	Parkside	W	83-69
2/17	Roosevelt	W	82-77
2/19	at Lakeland	W	75-51
2/26	Lakeland	W	75-64
^ - North Park Holiday Tournament (Chicago, Ill.)			

### 1981-1982

**Head Coach: Bob Voight**

**Record: 20-6**

**Home Arena: Klotsche Center**

11/28	Carthage	W	88-68
12/2	at Whitewater	W	81-61
12/5	Concordia (WI)	W	85-40
12/12	St. Norbert	W	77-66
12/19	NE Illinois	W	92-59
12/21	La Crosse	W	72-66
12/23	Superior	W	68-46
12/28	vs. Beloit ^	L OT	63-68
12/29	vs. St. Mary's (Minn.) ^	W	76-59
1/2	Oshkosh	W OT	85-73
1/6	River Falls	W	87-72
1/9	at NE Illinois	W	95-84
1/12	at Platteville	W	57-52
1/16	at River Falls	L	41-53

1/19	Roosevelt	W	80-71
1/30	at Stevens Point	L	64-85
2/2	Lakeland	W	83-80
2/5	Loras	W	89-80
2/6	at Milton	W	66-54
2/10	at Parkside	L	71-75
2/13	St. Scholastica	W	102-79
2/16	Beloit	W	69-59
2/22	at Roosevelt	L	76-78
2/24	at Grand Valley State	W	67-52
3/5	Augustana #	L	63-70
3/6	Beloit #	W	75-73
^ - Roosevelt Holiday Tournament (Chicago, Ill.)			
# - NCAA Division III Regional (Rock Island, Ill.)			

### 1980-1981

**Head Coach: Bob Voight**

**Record: 13-13**

**Home Arena: Klotsche Center**

11/23	Charleston ^	W	62-55
11/24	West Virginia ^	W	77-69
11/28	Lewis	L	57-79
12/5	Denison \$	W	65-57
12/6	Case Western Reserve \$	W	74-61
12/15	at Parkside	L	67-83
12/19	Concordia (Wis.) %	W OT	82-81
12/20	vs. Whitewater %	L	67-68
12/22	Ferris State	W	79-73
12/27	Green Bay #	L	50-70
12/28	vs. Virginia Union #	L	71-74
1/5	at Superior	W	66-58
1/6	at River Falls	W	72-71
1/10	at Oshkosh	W	71-58
1/17	River Falls	W	71-58
1/20	Parkside	L	52-68
1/23	at Eau Claire	L	50-73
1/26	at Ferris State	L	41-72
1/28	at Lakeland	L	68-80
1/31	Northland	W	93-62
2/13	at Northland	L	78-83
2/14	at St. Scholastica	W	65-51
2/17	at Beloit	L	54-62
2/21	at Colorado College	W	54-52
2/23	Grand Valley State	L	49-55
2/26	Loras	L	64-70

^ - Charleston Tournament (Charleston, WV)

\$ - Case Western Reserve Tourn. (Cleveland, Ohio)

% - Concordia Tournament (Mequon, Wis.)

# - Green Bay Tournament (Green Bay, Wis.)

### 1979-1980

**Head Coach: Bob Gottlieb**

**Record: 9-17**

**Home Arena: Klotsche Center**

11/30	East Tennessee State ^	L	60-78
12/1	vs. Oklahoma State ^	L	67-83
12/8	Portland State	W	71-65
12/10	at Loyola	L	66-97



## Year-by-Year Results

12/14	Eastern Michigan	L	71-73
12/21	Southern Illinois	L	68-85
12/29	Arkansas State	W	67-66
1/3	Stevens Point	W	56-55
1/5	at Valparaiso	W	63-62
1/7	Texas-Arlington	L	67-76
1/11	at Texas Southern	L	75-87
1/12	at McNeese State	L	52-63
1/16	Townson State	W	72-59
1/19	Oral Roberts	L	80-91
1/26	at Green Bay	L	53-57
1/30	at Evansville	L	70-86
2/2	Austin Peay	L	56-58
2/4	Akron	W	82-69
2/11	at Arkansas-Little Rock	L	61-72
2/13	at Arkansas State	L	73-77
2/16	Illinois State	L	73-87
2/18	at Butler	L	68-83
2/20	UIC	L	73-81
2/23	NE Illinois	W	100-84
2/25	Jackson State	W	71-70
2/29	at East Carolina	W OT	96-86

^ - Wisconsin Tournament (Madison, Wis.)

## 1978-1979

Head Coach: Bob Gottlieb

Record: 8-18

Home Arena: Klotsche Center

11/24	at Wisconsin	L	55-74
11/27	Belmont Abbey	W	99-74
12/2	Lewis	W	92-77
12/4	McNeese State	W	78-61
12/9	at Southern Illinois	L	63-97
12/16	Central Michigan	L	67-82
12/19	Arkansas-Little Rock	W	78-77
12/22	vs. Gonzaga ^	L	61-63
12/23	vs. Idaho ^	L	56-70
12/28	Texas Southern	W	58-52
1/3	Parkside	L	61-77
1/6	at Western Kentucky	L	66-89
1/8	UIC	W	84-73
1/13	Iona	L	75-88
1/15	Pan American	W OT	74-73
1/18	Howard	W	74-71
1/22	Evansville	L	67-73
1/27	at Jackson State	L	61-65
1/29	at Texas-Pan American	L	83-102
2/5	St. Louis	L	62-71
2/8	Jackson State	L	46-48
2/13	at Illinois State	L	65-82
2/17	Green Bay	L OT	57-58
2/21	St. Bonaventure	L	67-73
2/27	at Maine	L	63-89
3/3	at Oral Roberts	L	66-76

^ - Portland State Tournament (Portland, Ore.)

## 1977-1978

Head Coach: Bob Gottlieb

Record: 15-12

Home Arena: Klotsche Center

11/25	Lewis	W	77-67
11/26	Whitewater	W	72-70
12/1	at Wisconsin	L	66-72
12/3	Stevens Point	L	65-73
12/10	Western Kentucky #	W	73-70
12/12	UIC	W	86-77
12/19	Portland State	L	61-77
12/22	Tulsa	W	97-74
12/27	at Central Michigan	L	89-91
1/5	Buffalo	L OT	75-78
1/11	at St. Bonaventure	L OT	68-70
1/18	Houston Baptist	W	79-77
1/24	Maine	W	72-69
1/28	at Parkside	W	50-48
2/3	Northern Illinois	W	81-78
2/6	Northern Colorado	W	63-51
2/7	at St. Louis	L	64-65
2/9	Lakeland	W	94-72
2/11	at Iona	L	68-81
2/13	at Wright State	L	69-71
2/18	Samford	L	62-76
2/20	at Howard	W	74-68
2/21	at UNC-Wilmington	L	57-62
2/25	Missouri-St. Louis	W	106-85
2/27	UNC-Wilmington	L	60-66
3/2	Butler	W	69-65
3/4	Valparaiso	W	102-58

# - at MECCA Arena

## 1976-1977

Head Coach: Bob Gottlieb

Record: 19-8

11/26	SW Texas State	W	80-64
11/27	Lewis	W	76-59
12/3	Loras	W	79-69
12/9	Gonzaga	W	80-62
12/13	Georgia SW	W	68-55
12/17	Whitewater	W	93-68
12/18	Howard	W	81-78
12/20	Oakland	W	91-67
12/22	at Northern Illinois	W	76-72
12/30	at Tulsa	L	71-82
1/3	at North Dakota	L	57-76
1/17	Wright State	W	75-66
1/20	Centenary	W	82-61
1/25	at Buffalo	L OT	76-77
1/26	at Valparaiso	L	61-70
1/29	at Virginia Tech	L	79-99
2/4	at Centenary	W OT	75-74
2/5	at Samford	W	61-56
2/10	Parkside	L	58-64
2/12	Robert Morris	W	88-56
2/15	Lakeland	W	99-78
2/20	Pan American	W	86-71

2/23	Minnesota-Duluth	W	70-60
2/26	at Robert Morris	W	84-77
2/28	at Pan American	L	68-82
3/2	at Houston Baptist	W	69-68
3/5	at Northern Michigan	L OT2	79-80

## 1975-1976

Head Coach: Bob Gottlieb

Record: 11-15

11/29	Lewis	W	94-66
12/1	at Wichita State	L	65-107
12/4	North Dakota	L	75-86
12/9	Whitewater	W	89-87
12/11	St. Norbert	W	79-77
12/13	Northern Iowa	L	66-67
12/19	New Orleans	L	62-65
12/20	Texas Southern	L	62-70
12/23	Shaw (Mich.)	W	79-70
12/27	St. Francis (Ind.)	W	101-77
12/30	at West Texas State	L	63-85
1/7	River Falls	W	77-63
1/10	at Wayne State	W	95-60
1/12	at Oakland	W	56-54
1/17	at Cincinnati	L	61-76
1/23	Parkside	L	81-95
1/24	Loras	W	77-70
1/28	Silver Lake	W	108-65
1/31	Northern Michigan	L	75-77
2/4	at Denver	L	88-105
2/6	at Air Force	L	44-76
2/14	SIUE	W OT	63-61
2/20	at Illinois State	L	82-106
2/25	at Jacksonville	L	53-58
3/4	at New Orleans	L	57-58
3/6	at Loyola	L	71-87

## 1974-1975

Head Coach: Bill Klucas

Record: 8-18

11/30	at Tennessee	L	65-85
12/2	at Oral Roberts	L	70-85
12/9	Eastern Illinois #	L	64-80
12/14	Wayne State #	W	95-67
12/18	Winona State #	W	74-65
12/21	Oshkosh #	L	88-99
12/29	Air Force #	L	61-65
1/2	West Texas State #	W	99-87
1/4	at Jacksonville	L	85-100
1/7	at Florida State	L	82-104
1/11	Oglethorpe #	W	83-75
1/15	Fairleigh Dickinson #	W	77-66
1/18	Eastern Michigan #	L	71-78
1/22	at Nebraska-Omaha	L	69-80
1/30	at Eastern Illinois	L	62-78
2/1	at Western Illinois	W	64-52
2/3	Nebraska-Omaha #	L	83-91
2/8	Lewis #	W	78-66
2/10	at Northern Michigan	W	65-53

## Year-by-Year Results

2/13	at S. Mississippi	L	80-100
2/15	at Memphis State	L	69-81
2/18	Illinois State	L	62-100
2/20	at Cincinnati	L	71-96
2/22	at Bowling Green	L	55-58
3/1	at Marshall	L	56-62
3/3	Western Illinois #	L	64-73
# - at MECCA Arena			

### 1973-1974

**Head Coach: Bill Klucas**

**Record: 14-12**

12/1	at Memphis State	L	68-89
12/3	at Arkansas State	L	63-98
12/6	at Eastern Illinois	W OT	78-71
12/8	Rocky Mountain	W	84-66
12/10	St. Mary's (TX)	W	71-55
12/15	San Francisco State	W	73-46
12/22	at Wisconsin	L	46-73
12/27	at Mercer ^	L	67-73
12/28	vs. Florida State ^	L	82-84
12/29	at Oglethorpe	W	83-72
1/2	at Georgia Southern	L	75-76
1/7	Northern Illinois	W	71-60
1/10	at Farleigh Dickinson	L	48-55
1/12	at Youngstown State	W OT	72-70
1/17	Missouri-St. Louis	W	78-60
1/19	Youngstown State	W	90-75
1/21	Ball State	L	63-79
1/29	at Parkside	L	59-73
2/2	Western Illinois	W	69-56
2/7	at Utah State	L	56-87
2/9	at Air Force	W	59-58
2/11	at Colorado State	L	72-98
2/16	at Illinois State	L	55-58
2/19	Oakland University	W	62-61
2/23	Indiana State	W	80-66
2/25	at Eastern Michigan	W	64-60
^ - Mercer Tournament (Macon, Ga.)			

### 1972-1973

**Head Coach: Charles Parsley**

**Record: 18-8**

11/27	at Ohio State	L	81-93
12/1	Missouri-Rolla	W	93-83
12/4	at Minnesota	L	60-79
12/7	at Bradley	W	74-72
12/9	at Brigham Young	L	83-101
12/11	South Dakota #	W	84-69
12/14	Western Illinois #	W	82-62
12/26	Long Island #	W	80-69
1/5	Racine-Dominican	W	101-85
1/8	Mercer #	W	79-60
1/11	at Missouri-Rolla	W	67-65
1/13	at Missouri-St. Louis	W	102-85
1/17	Manhattan #	W	81-77
1/23	UIC	W	94-74
1/27	at Ball State	W	96-87

1/30	Eastern Michigan	W	84-72
2/1	at Xavier	W	76-68
2/3	at Eastern Michigan	W	58-57
2/5	at Indiana State	L	63-81
2/8	St. Norbert #	W	84-55
2/10	at UIC	W	89-78
2/14	Eastern Illinois #	L	61-62
2/19	at Northern Illinois	L	87-104
2/23	at Western Illinois	L	63-79
2/27	Parkside	W	62-60
3/1	Northern Michigan	L	67-70
# - at MECCA Arena			

### 1971-1972

**Head Coach: Charles Parsley**

**Record: 15-11**

12/1	at St. Peter's (NJ)	W	81-80
12/4	at Southern Illinois	L	75-100
12/9	at SIUE	W	97-85
12/10	at Missouri-Rolla	L	60-81
12/13	Texas-El Paso #	L	41-57
12/23	at Ohio State	L	63-78
12/27	at Long Island	L	57-65
1/4	at Parkside	W	100-56
1/7	Missouri-Rolla	W	79-60
1/10	SIU-Carbondale #	W	88-77
1/17	Missouri-St. Louis #	L OT	87-88
1/20	at St. Norbert	W	100-57
1/22	Georgia Southern	W	90-87
1/25	UIC	W	108-70
1/28	Northern Michigan	W	106-77
1/31	at DePaul	L	79-80
2/2	at Xavier	L	62-82
2/5	Racine Dominican	W	88-65
2/7	Parkside #	W	94-69
2/14	St. Norbert	W	114-86
2/17	Creighton #	L	68-87
2/19	SIUE	W	83-71
2/22	at Northern Michigan	L	97-106
2/25	at UIC	W	128-74
2/28	at South Dakota	W	89-84
3/3	Oral Roberts	L	95-100
# at MECCA Arena			

### 1970-1971

**Head Coach: Charles Parsley**

**Record: 13-10**

12/5	at NE Missouri	L	61-88
12/7	New Orleans	L	88-99
12/11	Ripon	W	81-78
12/14	at Missouri-St. Louis	L	68-75
12/17	Long Beach State	L	52-77
12/19	South Alabama	W	74-59
12/21	Georgia SW	W	82-66
12/22	SIUE	W	104-96
1/4	Missouri-Rolla	W	58-54
1/6	St. Norbert	W	79-75
1/11	at Creighton	L	51-86

1/17	Green Bay	L	60-79
2/2	at Stetson	W	74-73
2/3	at Florida State	L	61-98
2/6	St. Norbert	W	71-67
2/9	at Marquette	L	56-98
2/11	at UIC	W	82-64
2/13	Parkside	W	84-59
2/16	at DePaul	L	66-81
2/18	at Green Bay	L	75-82
2/23	UIC	W	88-79
2/25	at SIUE	W	82-79
2/26	at Missouri-Rolla	W	74-72

### 1969-1970

**Head Coach: Ray Krzoska**

**Record: 14-12**

12/2	Mount St. Paul	W	100-77
12/4	Oklahoma City	L	73-81
12/6	at Marquette	L	58-86
12/10	at Ripon	W	78-73
12/13	at St. Joseph's	W	80-71
12/15	Monmouth	W	96-81
12/18	at UIC	W	88-79
12/20	Edinboro State	W	104-85
12/22	Oakland	W	112-92
12/29	North Central ^	W	68-55
12/30	UIC ^	L	70-72
1/5	St. Norbert	W	96-59
1/8	at Missouri-Rolla	L	70-78
1/10	at Missouri-St. Louis	L	75-94
1/26	at LSU-New Orleans	L	91-129
1/28	at South Alabama	L	77-84
1/29	at Samford	L	68-87
2/3	Lake Forest	W	75-74
2/5	at Creighton	L	65-102
2/7	Missouri-St. Louis	W	94-65
2/10	UIC	W	85-70
2/16	at DePaul	L	72-90
2/18	at St. Norbert	L	75-77
2/23	Missouri-Rolla	W	89-59
2/27	at Oakland	W	93-70
2/28	at Ferris State	L	95-107
^ - UWM Holiday Tournament (Milwaukee, Wis.)			

### 1968-1969

**Head Coach: Ray Krzoska**

**Record: 15-11**

11/30	Eastern Illinois	W	79-78
12/2	at North Park	L	76-82
12/3	Northeast Missouri	W	84-68
12/4	at Carthage	L	76-78
12/7	at Iowa	L	80-116
12/10	Lake Forest	W	94-70
12/12	St. Norbert	W	83-80
12/14	at Dubuque	L	84-101
12/16	at UIC	W	89-84
12/19	Creighton	W	79-78
12/21	Western Illinois	W	117-69

## Year-by-Year Results

12/27	at Monmouth	L	71-85
1/4	St. Joseph's (Ind.)	W	71-59
1/6	Dubuque	W	92-77
1/9	at St. Norbert	L	97-102
1/14	at Marquette	L	60-118
1/25	Ferris State	W	98-81
1/30	Carthage	L	83-84
2/6	Missouri-St. Louis	W	100-98
2/8	at DePaul	L	79-111
2/10	Loyola Marymount	W	73-60
2/12	at Eastern Illinois	L	54-95
2/18	UIC	W	83-72
2/22	at Missouri-St. Louis	L	106-127
2/24	at Western Illinois	W	80-72
2/26	Bellarmino	W	91-88

## 1967-1968

Head Coach: Ray Krzoska

Record: 16-11

12/2	North Park	W	91-86
12/5	at St. Joseph's (Ind.)	L	95-104
12/9	Western Ontario	W	107-56
12/11	Northland	W	92-62
12/13	Dubuque	W	102-87
12/16	at Creighton	L	81-109
12/18	Wittenberg	W	102-87
12/21	Monmouth	W	112-89
12/28	vs. Defiance ^	L	86-99
12/29	vs. Elmhurst ^	W	92-73
1/2	Northern Arizona	W	97-86
1/4	Quincy	W	101-80
1/6	at DePaul	L	69-82
1/9	at Eastern Michigan	L	86-109
1/13	at Northland	W	87-64
1/31	at Loyola Marymount	L	80-82
2/1	at Oklahoma City	L	99-127
2/3	at Missouri-St. Louis	L	81-87
2/6	Eastern Michigan	W	87-75
2/8	Washington (Mo.)	W	71-64
2/10	at St. Norbert	L	94-110
2/14	at Marquette	L	57-94
2/17	Missouri-St. Louis	W	98-75
2/22	Dominican-Racine	W	90-47
2/24	Whitewater	W	121-102
2/27	at Dubuque	L	62-72
3/2	St. Norbert	W	95-91

^ - Monmouth Tournament (Monmouth, Ill.)

## 1966-1967

Head Coach: Ray Krzoska

Record: 14-11

12/1	at St. Norbert	L	76-91
12/3	St. Joseph's (Ind.)	W	82-76
12/6	at Butler	L	86-97
12/8	St. John's (Minn.)	W	102-95
12/14	at Whitewater	L	76-82
12/16	at Dubuque	W	85-83
12/19	Illinois State	W	94-86

12/22	Western Illinois	W	84-71
12/30	Swedish Nationals #	L	83-98
1/3	at Northern Illinois	L	73-75
1/6	Western Ontario	W	100-74
1/7	at Wayne State	L	71-82
1/10	Illinois Tech	W	100-82
1/26	at Western Illinois	L	80-86
1/27	at Washington (Mo.)	W	75-69
1/31	Whitewater	W	99-66
2/4	Northern Illinois	L	75-79
2/9	Dominican-Racine	W	67-60
2/11	at Buffalo	L	77-88
2/13	St. Norbert	W	96-76
2/18	at Marquette	L	80-90
2/22	at DePaul	L	48-77
2/25	Wayne State	W	71-53
2/27	Dubuque	W	101-74
3/1	at Illinois State	W	77-69
# at MECCA Arena (exhibition game)			

## 1965-1966

Head Coach: Ray Krzoska

Record: 15-10

12/1	at Bradley	L	68-104
12/4	at Carroll	W	101-91
12/6	at Whitewater	W	85-78
12/8	North Dakota State	L	73-83
12/11	UIC	W	135-77
12/15	St. Norbert	W	102-98
12/21	vs. Lakeland ^	L	84-95
12/22	vs. Ripon ^	W	99-96
1/5	at Central Michigan	L	68-86
1/8	at Loras	L	72-94
1/11	Carroll	W	116-71
1/22	at Illinois State	L	89-97
1/26	Whitewater	W	78-55
1/29	Western Illinois	W	78-63
2/3	at Arizona State	L	86-96
2/4	vs. Southern Utah \$	W	100-84
2/6	at UNLV \$	L	67-68
2/7	at Weber State	L	94-104
2/12	Northern Illinois	W	106-84
2/16	at St. Norbert	W	84-82
2/21	at Marquette	L	64-82
2/24	Illinois Tech	W	98-80
2/26	Illinois State	W	100-80
3/1	Racine-Dominican	W	73-65
3/4	Central Michigan	W	81-80

^ - Oshkosh Tournament (Oshkosh, Wis.)

\$ - Las Vegas Tournament (Las Vegas, Nev.)

## 1964-1965

Head Coach: Ray Krzoska

Record: 9-14

12/2	Whitewater	W	81-76
12/3	at St. Norbert	L	104-109
12/5	Eastern Illinois	W	67-66
12/8	at Northern Illinois	L	80-92

12/11	at Carroll	L	74-81
12/17	Western Illinois	W	96-88
12/21	Central Michigan	W	86-74
1/4	Oshkosh	L	89-91
1/6	Loras	W	111-89
1/9	at Western Illinois	L	74-82
1/13	at Central Michigan	L	68-79
1/22	St. Mary's (Minn.)	L	78-80
1/23	at Illinois State	L	83-104
1/29	at Montana	L	62-96
1/30	Carroll (Mont.)	L	61-72
2/1	at North Dakota State	L	78-85
2/6	Wabash	W	104-79
2/9	at Whitewater	W	90-86
2/13	Illinois State	W	95-92
2/17	St. Norbert	L	83-87
2/20	at Wabash	L	63-65
2/25	at Marquette	L	65-79
2/27	Carroll	W	108-70

## 1963-1964

Head Coach: Ray Krzoska

Record: 3-18; 3-9 WSCC

12/3	St. Norbert	L	66-88
12/7	at Eastern Illinois	L	63-87
12/14	at Oshkosh*	L	66-103
12/17	Western Illinois	L	50-86
12/19	at Stevens Point*	L	64-80
12/21	Platteville*	W	89-88
12/30	Northern Illinois	L	54-66
1/2	Indiana State	L	69-77
1/4	at Marquette	L	67-98
1/8	at Loras	L	59-71
1/10	at River Falls*	L	58-71
1/11	at Superior*	L	86-100
1/14	Illinois State	L	66-72
1/29	at Illinois State	L	84-100
2/1	Whitewater*	L	73-92
2/3	Oshkosh*	L	80-82
2/8	at Platteville*	L	76-78
2/14	Stout*	W	79-76
2/15	Eau Claire*	W	94-48
2/22	Stevens Point	L	69-85
3/2	at Whitewater*	L	81-89

## 1962-1963

Head Coach: Russ Rebholz

Record: 4-17; 3-9 WSCC

12/1	at Illinois State	L	54-90
12/5	at St. Norbert	L	65-95
12/8	Stevens Point*	L	51-55
12/10	at Loyola	L	47-107
12/11	at Northern Illinois	L	44-95
12/15	Loras	W	79-47
12/20	at Whitewater*	L	61-64
12/27	Illinois State	L	72-74
1/3	at Indiana State	L	50-84
1/11	Superior*	W	74-54



## Year-by-Year Results

1/12	River Falls*	W	68-66
1/15	at Western Illinois	L	65-85
1/26	at Platteville*	L	93-102
2/2	at Stevens Point*	L	67-81
2/9	at Marquette	L	54-101
2/12	Oshkosh*	L	60-62
2/15	at Stout*	L	67-82
2/16	at La Crosse*	L	65-72
2/23	Whitewater*	L	51-80
2/25	at Oshkosh*	L	56-86
3/2	Platteville*	W	77-60

\* - WSCC game

### 1961-1962

**Head Coach: Russ Rebholz**

**Record: 4-17; 3-9 WSCC**

12/1	Eastern Illinois	W	67-59
12/6	St. Norbert	L	67-76
12/9	Whitewater*	L	70-73
12/12	at Loras	L	88-89
12/16	at Oshkosh*	L	75-91
12/18	Platteville*	W	71-57
12/21	at Stevens Point*	L	82-94
12/23	at Wittenberg	L	43-91
12/27	at Marquette	L	50-93
1/2	Northern Illinois	L	71-91
1/6	Concordia	L	60-65
1/20	at Eau Claire*	L	82-88
1/22	at River Falls*	L	71-82
1/27	at Whitewater*	L	79-93
1/31	Concordia	L	70-88
2/3	Oshkosh*	L	79-90
2/9	Stout*	W	97-79
2/10	La Crosse*	W	77-76
2/17	at Platteville*	L	69-84
2/24	Stevens Point*	L	72-78
3/3	at Central Michigan	L	79-91

\* - WSCC game

### 1960-1961

**Head Coach: Russ Rebholz**

**Record: 8-12; 5-7 WSCC**

12/1	Milton	W	95-74
12/3	at Eastern Illinois	L	87-93
12/6	at Marquette	L	63-99
12/8	at St. Norbert	W	89-83
12/10	at Platteville*	L	96-126
12/14	Loras	W	88-84
12/17	Stevens Point*	W	87-72
12/27	at Ball State	L	78-94
1/3	at Northern Illinois	L	84-103
1/6	River Falls*	W	97-61
1/7	Eau Claire*	W	80-78
1/16	at Whitewater*	W	80-78
1/21	Oshkosh*	W	85-82
1/23	at Northern Michigan	L	73-115
1/28	at Stevens Point*	L	75-84
2/4	Platteville*	L	75-87

2/10	at La Crosse*	L	85-95
2/11	at Superior*	L	75-84
2/25	Whitewater*	L	67-88
2/27	at Oshkosh*	L	97-107

\* - WSCC game

### 1959-1960

**Head Coach: Russ Rebholz**

**Record: 18-4; 10-2 WSCC**

12/1	at Milton	W	81-67
12/5	Eastern Illinois	W	101-77
12/11	St. Norbert	W	101-61
12/12	Northern Michigan	W	101-71
12/17	Whitewater*	W	90-74
12/19	Central Michigan	W	95-68
12/26	at Marquette	L	70-84
1/2	Ball State	W	91-72
1/6	at Loras	W	89-75
1/8	at Eau Claire*	W	81-59
1/9	at Stout*	W	80-59
1/16	at Oshkosh*	W	85-83
1/23	Platteville*	W	71-65
1/29	at Stevens Point*	W	75-61
2/6	at Whitewater*	L	55-70
2/12	La Crosse*	W	83-66
2/13	Superior*	W	86-83
2/20	Oshkosh*	W	87-80
2/27	at Platteville*	L	79-80
2/29	Stevens Point*	W	73-71
3/4	vs. Lincoln #	L	92-100
3/5	vs. Augustana #	W	109-82

\* - WSCC game

# - NCAA Small College Regional (Wheaton, Ill.)

### 1958-1959

**Head Coach: Russ Rebholz**

**Record: 17-4; 11-2 WSCC**

12/3	Milton	W	90-77
12/6	at Eastern Illinois	L	83-106
12/10	at St. Norbert	W	85-79
12/13	Oshkosh*	W	104-72
12/16	at Platteville*	L	77-99
12/19	La Crosse*	W	79-52
12/27	at Marquette	L	60-76
1/10	Stevens Point*	W	101-92
1/17	Stout*	W	92-84
1/24	Eau Claire*	W	101-100
1/26	at Michigan Tech	W	81-74
1/27	at Northern Michigan	W	87-81
1/31	at Whitewater*	W	83-72
2/2	at Oshkosh*	W	98-84
2/7	Platteville*	W	98-68
2/10	Beloit	W	103-53
2/13	at Superior*	W	87-85
2/14	at River Falls*	W	89-83
2/18	Loras	W	105-77
2/21	at Stevens Point*	L	43-50
3/2	Whitewater*	W	104-90

\* - WSCC game

### 1957-1958

**Head Coach: Russ Rebholz**

**Record: 13-7; 7-5 WSCC**

12/3	at Loras	W	81-72
12/6	at Macalester	W	75-73
12/10	at Milton	W	72-59
12/12	St. Norbert	W	88-77
12/18	at Stevens Point*	L	90-91
12/20	Northern Michigan	W	102-72
1/4	St. Cloud Teachers	L	72-88
1/11	Whitewater*	W	95-67
1/17	at La Crosse*	L	90-94
1/20	at Stout*	L	78-93
1/25	at Oshkosh*	L	66-74
2/1	Platteville*	W	82-71
2/3	Stevens Point*	W	91-88
2/14	River Falls*	W	85-80
2/15	Superior	W	105-88
2/21	MichiganTech	W	82-70
2/22	at Whitewater*	W	109-85
3/1	Oshkosh*	W	93-69
3/3	at Platteville	L	83-112

\* - WSCC game

### 1956-1957

**Head Coach: Russ Rebholz**

**Record: 12-7; 7-5 WSCC**

11/30	Macalester	W	74-62
12/1	Northern Illinois	W	86-70
12/4	Milton	W	74-51
12/8	Loras	W	77-70
12/12	at St. Norbert	L	68-71
12/15	Whitewater*	W	87-80
12/18	Oshkosh*	W	80-65
12/21	Allen Bradley	L	83-91
1/4	at Michigan Tech	W	81-55
1/12	at Platteville	L	80-96
1/18	La Crosse*	W	99-70
1/19	Stout*	W	97-79
1/26	Stevens Point*	W	90-86
2/4	Whitewater*	W	94-86
2/9	at Oshkosh*	L	59-68
2/15	at Eau Claire*	L	90-95
2/16	at River Falls*	L	89-105
2/23	Platteville*	W	87-81
3/2	at Stevens Point*	L	72-84

\* - WSCC game

### 1955-1956

**Head Coach: Russ Rebholz**

**Record: 13-8; 7-5 WSCC**

12/2	at Northern Illinois	L	82-88
12/3	Carroll	W	86-58
12/5	Milton	W	107-55
12/6	at DePaul	L	68-86
12/10	Platteville*	L	85-91

## Year-by-Year Results

12/13	St. Norbert	W	84-82
12/17	at Stevens Point*	L	66-67
1/10	at Carroll	W	67-63
1/13	at Superior*	L	74-88
1/14	at La Crosse*	L	50-85
1/18	at Great Lakes Navy	W	115-66
1/21	Whitewater*	W	89-78
1/28	at Oshkosh*	W	90-78
1/30	at Platteville*	L	74-92
2/4	Stevens Point*	W	76-67
2/10	Eau Claire*	W	87-83
2/11	River Falls*	W	98-82
2/16	at St. Norbert	L	67-87
2/18	Michigan Tech	W	118-107
2/25	at Whitewater*	W	82-75
2/27	Oshkosh*	W	90-79
* - WSCC game			

## 1955-1954

Head Coach: Russ Rebholz

Record: 11-10; 7-5 WSUC

11/30	at St. Norbert	L	65-77
12/1	at Michigan Tech	L	76-89
12/4	at Central Michigan	L	57-79
12/7	Milton	W	97-39
12/10	at Carroll	W	92-59
12/18	at Whitewater*	L	57-77
1/8	Oshkosh*	W	84-78
1/11	at Lawrence	L	52-68
1/14	Superior*	W	95-86
1/15	La Crosse*	W	101-77
1/18	St. Norbert	L	81-84
1/22	at Platteville*	L	70-82
1/29	Stevens Point*	W	94-70
2/5	Whitewater*	L	77-90
2/8	Carroll	W	97-76
2/11	at Stout*	W	93-87
2/12	at Eau Claire*	L	47-72
2/15	Lawrence	W	86-74
2/19	at Oshkosh*	W	84-79
2/26	Platteville	W	87-72
2/28	at Stevens Point*	L	59-83
* - WSCC game			

## 1953-1954

Head Coach: Russ Rebholz

Record: 14-7; 9-3 WSUC

11/21	at Milton	W	71-46
11/24	St. Norbert	W	89-80
12/4	at De Paul	L	47-102
12/8	Concordia	W	68-61
12/12	at Oshkosh*	L	82-85
12/19	Platteville*	W	71-67
1/5	at Carroll	L	54-85
1/7	Milton	W	97-48
1/9	Stevens Point*	W	67-59
1/15	at River Falls*	W	95-78
1/16	at Superior*	W	67-61

1/23	at St. Norbert	L	63-73
1/26	Carroll	W	83-68
1/30	Whitewater*	W	73-54
2/1	Oshkosh*	W	96-74
2/6	at Platteville	L	68-113
2/12	Stout*	W	96-74
2/13	Eau Claire*	L	78-86
2/20	Stevens Point	W	82-62
2/27	at Lawrence	L	60-58
3/1	at Whitewater*	W	76-62
* - WSUC Game			

## 1952-1953

Head Coach: Russ Rebholz

Record: 9-11; 6-6 WSUC

11/20	Milton	W	70-62
11/29	at Luther	L	69-80
12/5	Illinois Tech	L	59-76
12/6	at Central Michigan	L	49-68
12/13	Stevens Point*	L	67-78
1/10	at Whitewater*	W	79-60
1/12	at Illinois Tech	L	76-78
1/16	Superior*	W	66-61
1/17	River Falls*	W	92-77
1/24	Oshkosh*	W	78-65
1/27	at Carroll	L	58-65
1/31	at Platteville*	L	80-88
2/2	at Stevens Point*	L	79-82
2/3	Carroll	W	76-70
2/13	at Stout*	W	88-69
2/14	at La Crosse*	L	77-91
2/21	Whitewater*	W	75-51
2/27	Oshkosh*	L	92-103
2/28	Central Michigan	W	74-64
3/2	Platteville*	L	73-78
* - WSUC Game			

## 1951-1952

Head Coach: Guy Penwell

Records: 5-15; 3-9 WSUC

11/29	Milton	W	72-70
12/7	at Illinois Tech	L	47-74
12/8	at Central Michigan	L	48-68
12/15	Whitewater*	L	54-61
12/20	Luther	W	64-57
1/5	Illinois Tech	L	50-79
1/7	at De Paul	L	44-97
1/9	at Oshkosh*	L	53-67
1/12	River Falls*	L	70-71
1/14	at Eau Claire*	L	66-78
1/19	Platteville	W	56-50
1/24	at Milton	L	43-79
1/26	at Stevens Point*	L	66-71
2/4	at Whitewater*	L	52-77
2/6	Central Michigan	L	51-81
2/9	Oshkosh*	L	67-88
2/16	Stout*	W	77-63
2/18	La Crosse*	L	72-75

2/23	at Platteville*	L	60-70
3/1	Stevens Point*	W	66-52

## 1950-1951

Head Coach: Guy Penwell

Record: 6-15; 3-9 WSUC

11/18	at Milton	L	59-61
11/24	Concordia (Wis.)	W	50-44
12/1	Lutheran Seminary	L	49-55
12/9	at Macalester	L	47-73
12/16	at Platteville*	L	54-83
12/20	Stevens Point*	W	68-66
12/28	vs. Anderson (Ind.) ^	L	48-51
12/29	vs. SE Missouri ^	L	45-55
1/11	at Illinois Tech	L	76-78
1/13	Eau Claire*	L	44-58
1/20	River Falls*	L	44-66
1/27	at Whitewater*	L	41-43
2/2	Oshkosh*	W	57-48
2/5	Platteville*	L	45-53
2/10	at Stevens Point*	L	52-60
2/17	at La Crosse*	L	34-50
2/19	at Superior*	L	35-42
2/23	Illinois Tech	W	58-55
2/24	at Concordia	W	53-49
3/3	Whitewater*	L	52-62
3/5	at Oshkosh*	W	55-53

\* - WSUC Game

^ - Central States Tournament (Charleston, Ill.)

## 1949-1950

Head Coach: Guy Penwell

Record: 20-7; 9-4 WSTCC

11/16	at Allen-Bradley	W	47-46
11/21	Whitewater*	W	62-50
11/30	Milton	W	71-24
12/3	at Concordia	W	67-42
12/8	at Illinois Tech	L	59-65
12/9	at Eastern Illinois	L	41-74
12/10	at Illinois State	W	70-60
12/11	at Caterpillar Diesels	L	41-73
12/15	Whitewater*	W	55-44
12/16	Macalaster	W	62-56
12/21	Allen-Bradley	W	70-62
1/6	Illinois Tech	W	76-64
1/10	at Oshkosh*	W	65-61
1/12	Carroll	W	49-43
1/13	at Stout*	W	70-59
1/14	at Eau Claire*	L	62-66
1/21	Platteville*	W	59-46
1/28	at Stevens Point*	W	47-46
2/3	Concordia	W	72-58
2/8	at Whitewater*	L	65-70
2/11	La Crosse*	W	50-41
2/13	Superior*	W	60-49
2/17	Oshkosh*	L	67-72
2/18	Chicago State	W	73-60
2/21	at Carroll	W	56-54

## Year-by-Year Results

2/25	at Platteville*	L	50-66
2/27	Stevens Point*	W	61-41
* - WSTCC Game			

### 1948-1949

**Head Coach: Guy Penwell**

**Record: 10-12; 5-7 WSTCC**

11/16	Harlem Legionaires	W	68-38
11/19	Concordia (Wis.)	W	59-25
11/21	at Caterpillar Deisels	L	40-66
12/1	at St. Norbert	L	47-52
12/3	Oshkosh*	W	58-54
12/10	Platteville*	L	45-52
12/17	Stevens Point*	W	52-42
12/18	Concordia (Wis.)	W	67-31
1/8	at Chicago State	L	47-51
1/14	Eau Claire*	L	58-74
1/15	Stout*	W	40-35
1/20	at Whitewater*	L	63-65
1/29	Eastern Illinois	L	78-79
2/5	at Platteville*	L	72-76
2/8	St. Norbert	L	60-62
2/11	at Superior*	L	54-63
2/12	at River Falls*	L	75-100
2/17	at Oshkosh*	L	57-67
2/18	at Stevens Point*	W	74-55
2/19	Illinois Tech	W	56-46
2/23	Whitewater*	W	74-47
2/25	at Illinois Tech	W	50-48
* - WSTCC Game			

### 1947-1948

**Head Coach: Guy Penwell**

**Record: 13-8; 5-3 WSTCC-South**

11/30	Rhinelanders	W	45-44
12/4	at Loyola ^	L	38-55
12/5	vs. Illinois Tech ^	W	46-43
12/6	Concordia (Wis.)	W	77-46
12/12	at Miami (Ohio)	L	56-63
12/13	at Ball State	L	49-53
12/17	St. Norbert	W	61-48
12/19	Central Michigan	W	47-44
1/3	Eau Claire	W	66-57
1/9	at Platteville*	W	68-61
1/15	Whitewater*	W	55-41
1/17	at Michigan Central	L	48-54
1/21	at Concordia	W	62-34
1/24	at Stevens Point*	W	67-44
1/30	at Oshkosh*	L	30-57
2/6	Stevens Point*	L	51-63
2/10	at Carroll	W	45-36
2/13	Platteville*	L	59-61
2/18	at Whitewater*	W	65-43
2/20	Oshkosh*	W	48-46
2/21	Carroll	W	81-51
2/27	at St. Norbert	L	49-73

\* - WSTCC-South Game

^ - Loyola University Invitational (Chicago, Ill.)

### 1946-1947

**Head Coach: Guy Penwell**

**Record: 11-8; 6-2 WSTCC-South**

11/26	Carroll	W	43-34
11/29	at Loyola	L	41-78
12/7	Stout	W	45-43
12/21	Central Michigan	W	64-40
12/23	Ball State	L	42-73
12/30	at Iowa State	W	44-35
1/3	at Central Michigan	L	44-47
(no other results listed)			

### 1941-1942

**Head Coach: Guy Penwell**

**Record: 11-5; 6-2 WSTCC**

11/12	Alumni	L	41-49
11/26	at Great Lakes	L	44-59
12/4	at Carroll	W	60-38
12/10	at St. Norbert	L	46-47
12/13	Iowa State Teachers	W	50-33
1/10	Carroll	W	50-38
1/16	at Platteville*	W	55-42
1/20	Whitewater*	W	60-31
1/22	at Oshkosh*	W	56-31
2/5	Stevens Point*	L	42-57
2/12	Oshkosh*	W	56-31
2/14	at Stevens Point*	L	43-44
2/17	at Whitewater*	W	44-34
2/20	Platteville*	W	45-36
2/27	St. Norbert	W	62-36
3/6	at Chicago Teachers	W	49-31
* - WSTCC Game			

### 1940-1941

**Head Coach: Guy Penwell**

**Record: 16-0; 8-0 WSTCC**

12/3	at Carroll	W	28-21
12/6	Chicago Teachers	W	37-25
12/13	River Falls	W	54-31
12/21	Wayne Teachers	W	58-38
1/7	Carroll	W	49-42
1/10	at Stevens Point*	W	51-48
1/14	St. Norbert	W	45-36
1/17	at Platteville*	W	91-51
1/21	Oshkosh*	W	62-42
1/25	at George Williams	W	52-45
1/31	at Whitewater*	W	58-48
2/7	Stevens Point*	W	61-42
2/11	at St. Norbert	W	51-36
2/18	Whitewater*	W	63-38
2/21	Platteville*	W	87-50
2/28	Oshkosh*	W	40-39

### 1939-1940

**Head Coach: Guy Penwell**

**Record: 12-4; 7-1 WSTCC**

12/8	at Carroll	L	37-53
12/15	at Chicago Teachers	W	35-32

12/16	at Illinois Normal	L	33-43
12/21	at Peru Teachers	L	32-45
12/22	at Wayne Teachers	W	53-44
1/5	Carroll	W	49-37
1/13	at St. Norbert	W	50-42
1/18	at Oshkosh*	W	52-41
1/20	at Stevens Point*	W	48-44
1/23	Whitewater*	W	55-42
1/26	at Platteville*	W	59-36
2/3	St. Norbert	W	50-48
2/9	Stevens Point*	W	58-44
2/13	at Whitewater*	L	39-40
2/16	Oshkosh*	W	59-53
2/23	Platteville*	W	53-32
* - WSTCC Game			

### 1938-1939

**Head Coach: Guy Penwell**

**Record: 9-7; 5-3 WSTCC**

12/3	Concordia (Wis.)	W	46-34
12/6	Carroll	L	32-56
12/9	St. Norbert	L	44-57
12/16	Jordan	W	41-38
12/20	Carroll	L	26-56
1/2	Illinois National	L	26-31
1/6	Oshkosh*	W	39-31
1/13	Platteville*	W	39-31
1/17	Whitewater*	L	38-58
1/27	Stevens Point*	L	28-31
2/3	George Williams	W	43-20
2/10	Platteville*	L	40-43
2/14	Whitewater*	W	45-40
2/17	Stevens Point*	W	45-34
2/18	St. Norbert	W	48-42
3/2	Oshkosh*	W	49-31

### 1937-1938

**Head Coach: Guy Penwell**

**Record: 11-5; 5-3 WSTCC**

12/3	Concordia (Wis.)	W	38-22
12/10	at St. Norbert	W	33-32
12/11	at Jordan College	W	38-37
12/16	Hamline	L	36-42
1/3	Illinois Normal	L	37-41
1/7	at Wright JC	W	45-39
1/8	at George Williams	W	52-24
1/14	Oshkosh*	L	28-35
1/20	St. Norbert	W	36-34
1/25	at Whitewater*	W	42-37
2/4	at Platteville*	W	13-9
2/11	at Oshkosh*	L	31-38
2/15	Whitewater*	W	50-45
2/18	at Stevens Point*	L	45-54
2/25	Platteville*	W	35-34
3/4	Stevens Point*	W	37-35

\* - WSTCC Game



## Year-by-Year Results

**1936-1937****Head Coach: Guy Penwell****Record: 7-9; 3-5 WSTCC**

12/4	Wright JC	W	21-19
12/11	Alumni	L	15-34
12/12	at North Central	W	24-23
12/18	Hamline	L	16-25
12/21	at Illinois Normal	L	37-59
1/5	River Falls	W	39-32
1/8	Stevens Point*	L	26-39
1/15	at Oshkosh*	W	31-27
1/22	at Platteville*	L	18-30
2/5	Platteville*	W	37-35
2/12	St. Norbert	W	23-22
2/19	Oshkosh*	L	21-35
2/23	Whitewater*	W	37-32
2/26	at Stevens Point*	L	35-49
3/2	at Whitewater*	L	32-49
3/5	at Concordia	L	17-24

\* - WSTCC Game

**1935-1936****Head Coach: Guy Penwell****Record: 12-5; 6-2 WSTCC**

12/3	Marquette	L	25-29
12/6	Carroll	W	33-31
12/13	St. Norbert	W	39-18
12/20	Minnesota	L	26-30
12/21	River Falls	W	43-41
12/28	Stevens Point*	L	31-39
1/11	Carroll	L	33-37
1/14	Whitewater*	W	41-24
1/17	Stevens Point*	L	29-31
1/18	St. Norbert	W	43-35
1/24	Oshkosh*	W	30-23
2/1	Concordia	W	35-25
2/7	Platteville*	W	33-29
2/14	Concordia	W	40-22
2/21	Oshkosh*	W	43-38
2/25	Whitewater*	W	48-28
3/3	Platteville*	W	49-35

**1934-1935****Head Coach: Guy Penwell****Record: 9-6; 5-3 WSTCC**

12/1	Concordia	W	45-22
N/A	YMCA	W	19-17
1/13	at Whitewater*	W	28-20
1/16	at Platteville*	L	15-25
1/17	at La Crosse*	L	16-20
1/23	at Oshkosh*	W	23-17
1/27	at YMCA	W	27-22
2/10	Northwestern	W	38-36
2/13	Platteville*	W	40-19
2/20	La Crosse*	L	29-36
2/24	Whitewater*	W	28-24
2/27	Oshkosh*	L	29-33
3/6	at River Falls	L	17-31

3/7	at Eau Claire	W	32-20
-----	---------------	---	-------

\*WSTCC Game

**1929-1930****Head Coach: Milton Murray****Record: 6-7; 4-4 WSTCC**

12/5	Alumni	W	24-20
12/12	at Marquette	L	16-20
12/16	Northwestern	L	26-30
1/8	YMCA Reds	W	31-24
1/11	at Whitewater*	W	20-17
1/17	at Oshkosh*	W	31-29
1/21	La Crosse*	W	25-22
1/24	Platteville*	L	27-28
2/5	Oshkosh*	W	33-31
2/13	at La Crosse*	L	24-30
2/14	at Platteville*	L	26-29
2/21	Whitewater*	L	20-27
2/28	Northwestern	L	14-28

\* - WSTCC Game

**1928-1929****Head Coach: Milton Murray****Record: 5-10; 2-7 WSTCC**

12/7	Alumni	W	35-34
12/12	Wauwatosa Sem.	W	42-37
12/14	at Northwestern	W	25-23
1/12	at YMCA	L	24-26
N/A	YMCA	L	30-31
1/18	La Crosse*	W	40-27
1/25	at Oshkosh*	L	17-27
1/26	Stevens Point*	L	24-41
N/A	Northwestern	L	20-28
2/6	at La Crosse*	L	22-25
2/7	at Platteville*	L	17-27
2/13	at Whitewater*	L	18-38
2/19	Whitewater*	L	26-33
N/A	Oshkosh*	W	34-25
3/1	Platteville*	L	15-29

\* - WSTCC Game

**1927-1928****Head Coach: Milton Murray****Record: 5-12; 2-7 WSTCC**

12/8	at Marquette	L	24-31
12/13	at Carroll	L	30-35
12/16	at Loyola	L	24-48
N/A	YMCA	W	27-19
1/7	Concordia	W	52-21
1/14	Whitewater*	L	18-23
N/A	Milton College	L	28-33
1/23	La Crosse*	L	22-24
2/4	Platteville*	L	19-24
2/10	Stevens Point*	L	31-34
N/A	YMCA	L	25-30
2/18	at La Crosse*	W	23-21
2/20	at Platteville*	L	24-47
2/24	at Oshkosh*	L	24-42

2/27	Whitewater*	W	25-16
3/2	Oshkosh*	L	24-49
N/A	Milton College	W	38-34

\* - WSTCC Game

**1926-1927****Head Coach: Milton Murray****Record: 1-11; 1-6 WNC**

12/22	Alumni	L	19-25
1/5	YMCA	L	18-43
1/15	Platteville*	L	21-37
1/26	at Whitewater*	L	15-22
2/5	Oshkosh*	W	28-24
2/12	at La Crosse*	L	27-33
2/14	at Platteville*	L	33-55
2/15	Loyola	L	34-35
2/25	at Oshkosh*	L	19-29
2/26	at Stevens Point	L	24-26
3/1	YMCA	L	34-36

\* - WNC Game

**1925-1926****Head Coach: Barney Anderson****Record: 5-9; 2-6 WNC**

12/1	Alumni	W	34-20
12/5	at Marquette	L	14-30
12/15	at La Crosse*	L	23-36
12/18	Oshkosh*	L	12-27
1/11	YMCA	L	21-24
1/26	at American College	W	34-26
1/30	American College	W	34-19
2/6	La Crosse*	L	26-30
2/10	Platteville*	L	16-22
2/13	at Whitewater*	L	12-20
2/17	at Oshkosh*	L	18-34
2/19	Whitewater*	W	26-24
2/20	at Milton College	L	25-32
2/24	at Platteville*	W	16-6

\* - WNC Game

**1924-1925****Head Coach: Barry Anderson****Record: 7-10; 2-4 WNC**

N/A	Alumni	W	36-17
12/16	Alumni	L	24-28
1/7	at Marquette	L	11-16
1/13	American College	W	24-17
1/17	at Carroll	L	10-30
1/20	YMCA	L	24-26
1/23	Stevens Point	W	24-15
1/27	La Crosse*	L	13-38
1/31	at Whitewater*	W	15-11
2/3	Carroll	L	15-31
2/6	Oshkosh*	L	14-21
2/11	at St. John Military Acad.	L	19-25
2/13	at La Crosse*	L	28-39
2/17	Whitewater*	W	22-12
2/18	St. John's Mil. Acad.	W	30-22

## Year-by-Year Results

2/24	at Oshkosh*	L	11-27
2/27	at Stevens Point	W	20-18
* - WNC Game			

### 1923-1924

**Head Coach: Barney Anderson**

**Record: 11-5; 3-3 WNC**

12/10	at Marquette	L	5-22
12/12	Concordia	W	24-17
12/15	at American College	W	16-14
12/18	at Carroll	L	15-25
1/8	Alumni	W	22-9
1/12	at La Crosse*	L	16-34
1/19	at Whitewater*	W	18-13
1/22	at Loyola	W	23-13
1/25	Oshkosh*	L	27-28
1/30	St. John's Military Acad.	W	33-12
N/A	at St. John Military Acad.	W	34-14
2/2	American College	W	23-15
2/8	Loyola	W	25-24
2/15	at Oshkosh*	W	26-23
2/20	at La Crosse*	L	17-34
2/26	Whitewater*	W	18-5
* - WNC Game			

### 1922-1923

**Head Coach: Barney Anderson**

**Record: 2-10; 1-7 WNC**

N/A	Alumni	W	36-17
12/16	at Carroll	L	15-24
1/16	Carroll	L	14-15
1/19	Platteville*	L	20-28
1/22	Whitewater*	W	13-12
2/2	at Platteville*	L	18-30
2/7	at Oshkosh*	L	9-31
2/10	La Crosse*	L	20-25
2/13	Oshkosh*	L	18-33
2/16	at Stevens Point	L	30-43
2/21	at La Crosse*	L	13-54
2/26	at Whitewater*	L	8-21
* - WNC Game			

### 1921-1922

**Head Coach: Barney Anderson**

**Record: 6-7; 4-3 WNC**

12/13	Wisconsin Extension	W	22-8
12/15	Alumni	L	23-26
12/20	Concordia	W	16-11
1/13	at Platteville*	W	20-15
1/17	Carroll	L	13-22
1/20	La Crosse*	L	13-22
1/24	at Carroll	L	13-37
1/27	Stevens Point	L	12-19
2/3	Platteville*	L	10-24
2/10	at Whitewater*	W	22-19
2/15	at Oshkosh*	L	4-26
2/21	Platteville*	W	15-9
2/28	Whitewater*	W	15-9

\* - WNC Game

### 1920-1921

**Head Coach: Barney Anderson**

**Record: 2-9; 1-5 WNC**

12/21	Alumni	L	21-25
1/7	at Carroll	L	21-23
1/13	at Whitewater*	L	12-18
1/21	at Oshkosh*	L	11-39
1/29	at Platteville*	L	19-21
2/1	Carroll	L	12-22
2/3	Whitewater*	W	26-25
2/9	Concordia	W	35-16
2/12	Platteville*	L	10-17
2/26	Oshkosh*	L	10-43
* - WNC Game			

### 1919-1920

**Head Coach: George F. Downer**

**Record: 5-7; 3-3 WNC**

12/19	M.A.C.	W	45-15
12/23	Alumni	W	34-14
1/1	Wisconsin	L	10-36
1/16	at Whitewater*	W	26-13
1/20	Carroll	L	22-29
1/23	at Platteville*	L	10-28
1/26	at Marquette	L	18-22
2/4	Whitewater*	W	37-14
2/10	Marquette	L	14-31
2/13	Platteville*	W	15-11
2/19	at Oshkosh*	L	17-18
2/27	Oshkosh*	L	10-12

### 1918-1919

**Head Coach: George F. Downer**

**Record: 10-5**

12/30	Wisconsin	L	19-39
1/11	West Allis St. Guards	W	10-6
1/17	Carroll	W	41-25
1/20	Knts. of Columbus	W	27-16
1/22	Concordia	W	58-23
1/25	Carroll	L OT	26-28
2/1	YMCA	W	53-13
2/5	at Concordia	W	44-15
2/7	West Bend A.C.	W	50-10
N/A	Grand Ave. Cong.	W	30-13
2/13	Burlington A.C.	W	65-15
2/15	Beloit College	L	11-17
2/27	River Falls	L	10-15
2/28	Platteville	W	21-15
2/29	River Falls	L	23-36

### 1917-1918

**Head Coach: Paul Stothart**

**Record: 1-9; 0-8 WNC**

1/11	Platteville*	L	17-35
1/18	Oshkosh*	L	18-28
1/26	at La Crosse*	L	21-44

2/1	La Crosse*	L	15-31
2/8	at Whitewater*	L	11-20
2/12	Concordia	W	12-11
2/15	at Platteville*	L	13-47
2/16	at Champion College	L	12-14
2/22	at Oshkosh*	L	14-16
2/27	Whitewater*	L	12-16
* - WNC Game			

### 1916-1917

**Head Coach: Barney Anderson**

**Record: 3-11; 3-5 WNC**

12/20	Alumni	L	6-26
1/12	Carroll	L	6-35
1/17	at Whitewater*	L	21-43
1/20	at Marquette	L	10-21
1/26	Oshkosh*	W	16-14
2/2	at Carroll	L	15-47
2/7	Whitewater*	L	19-27
2/8	at Platteville*	L	14-26
2/9	at Champion	L	3-32
2/16	Oshkosh*	W	Forfeit
2/20	Marquette	L	7-22
2/22	Platteville*	L	13-27
2/23	at La Crosse*	L	24-41
3/2	La Crosse*	W	21-6
* - WNC Game			

### 1915-1916

**Head Coach: Barney Anderson**

**Record: 8-10; 5-1 WNC**

12/21	Alumni	L	21-35
12/31	Wisconsin	L	12-51
1/2	Wisconsin	L	8-39
1/7	at Lewis	L	11-17
1/8	at Carroll	T	20-20
1/27	Lewis	W	30-15
1/28	Oshkosh*	W	21-15
2/2	Milton	W	29-14
2/4	Lawrence	L	17-23
2/5	at Whitewater*	W	17-13
2/9	Whitewater*	W	25-12
2/18	Platteville*	W	25-12
2/19	at Lawrence	L	23-34
2/24	at Milton	W	22-15
2/25	at Platteville*	L	20-26
2/26	at Champion	L	12-27
3/3	Oshkosh*	W	17-14
N/A	at River Falls	L	20-34
N/A	River Falls	L	23-29
* - WNC Game			

### 1914-1915

**Head Coach: Barney Anderson**

**Record: 15-5; 5-0 WNC**

12/12	Wauwatosa Ag.	W	116-10
12/15	Marquette Dentists	W	43-9
12/18	at Fond du Lac	L	22-38

## Year-by-Year Results

12/21	Alumni	L	21-25	2/26	at Lewis Inst. of Chi.	W	30-18	2/11	at Wayland Acad.	N/A	N/A
12/28	Milwaukee All Stars	W	65-28	3/1	Carroll	W	37-17	2/18	Lawrence	L	16-35
1/2	Wisconsin	L	10-21	3/8	Oshkosh*	W	36-21	2/25	St. John's M.A.	L	18-50
1/7	Marquette Dentists	W	39-20	3/14	Stein & Callens	W	54-29	3/4	Beloit College	L	17-35
1/9	at Milton	W	34-23	3/28	at Stevens Point	W	43-30	3/11	at Whitewater	L	25-31
1/13	at Lewis Inst. of Chi.	W	37-18	* - WNC Game				3/18	Perserverance	L	23-25
1/20	Lewis Inst. of Chi.	W	44-11	<b>1911-1912</b>				<b>1908-1909</b>			
1/22	Oshkosh*	W	25-15	<b>Head Coach: Emmett "Doc" Angell</b>				<b>Head Coach: Charles Davies</b>			
1/23	at Carroll	L	19-27	<b>Record: 14-2; 4-1 WNC</b>				<b>Record: 7-8</b>			
1/29	Carroll	W	22-21	12/15	Stevens Point	W	25-18	11/21	Cardinals	W	54-19
2/10	Whitewater*	W	24-16	12/17	C.C. Business College	W	53-21	12/4	Red Ravens	L	17-43
2/11	at Milton	W	22-21	12/19	at Carroll	L	23-29	12/11	Carroll	L	22-31
2/12	at Platteville*	W	33-22	12/23	Concordia	W	47-23	12/18	Whitewater	W	36-13
2/13	at Champion	W	19-18	12/26	University Cardinals	W	49-23	1/8	Carroll	L	28-29
2/20	Ripon	L	18-27	2/2	Oshkosh*	W	23-19	1/16	Sacred Heart	L	29-32
2/24	at Whitewater*	N/A	N/A	2/9	U. Wisc. Engineers.	W	42-26	1/23	Lawrence	L	12-33
2/26	at Oshkosh*	W	31-27	2/10	at Whitewater*	W	66-9	1/29	Whitewater	W	37-23
2/27	Platteville*	W	34-15	2/16	Carroll	W	25-20	2/5	Sacred Heart	W	28-16
* - WNC Game				2/21	Northminister	W	28-21	2/9	Concordia	W	31-29
<b>1913-1914</b>				2/23	at Oshkosh*	L	5-12	2/20	Wayland Academy	L	21-31
<b>Head Coach: Emmett "Doc" Angell</b>				3/1	Whitewater*	W	57-9	2/27	St. John's M.A.	L	21-31
<b>Record: 11-8; 4-2 WNC</b>				3/8	at La Crosse*	W	42-16	3/6	Lawrence	W	17-12
12/13	Westminster	W	34-20	3/9	Ripon College	W	32-22	3/12	Wayland Academy	W	22-20
N/A	Alumni	L	21-23	3/15	G.A.C. Pirates	W	43-21	3/19	St. John's M.A.	L	17-55
1/9	Wauwatosa Aggies	W	72-12	* - WNC Game				<b>1907-1908</b>			
1/16	at Carroll	L	18-19	<b>1910-11</b>				<b>Record: 3-5</b>			
1/17	Ripon	L	28-32	<b>Head Coach: Emmett "Doc" Angell</b>				10/18	at South Milwaukee	NA	NA
1/21	at Lewis Inst. of Chi.	W	34-25	<b>Record: 12-5</b>				10/23	Grand Av. Cong.	NA	NA
1/24	Federals	W	23-21	11/11	Juniors	W	29-3	11/4	Concordia	NA	NA
1/31	Carroll	W	30-19	11/18	Alumni	W	19-17	11/15	West Side Ath. Club	W	36-25
2/5	Lewis Inst. of Chi.	W	27-12	11/25	Perserverance	W	27-16	11/29	Yellow Perils	NA	NA
2/7	at Oshkosh*	W	20-13	11/29	Alumni	W	30-15	12/6	at Burlington	NA	NA
2/11	Whitewater*	W	46-13	12/2	Northminister	W	24-18	12/13	at Wauwatosa	W	43-41
2/12	at Platteville*	W	37-22	12/9	Wisconsin Coll. P&S	W	34-22	12/14	at Carroll	NA	NA
2/13	at Champion	W OT	14-12	12/16	Racine	L	13-18	1/17	Carroll	L	16-39
N/A	at Fond du Lac	L	24-32	1/6	Oshkosh	L	16-36	1/24	at Whitewater	L	40-47
2/20	Lawrence	L	20-40	1/13	Juniors	W	48-10	2/8	Burlington	W	40-15
2/21	at Whitewater*	W	11-9	1/20	Whitewater	W	48-20	2/15	at Sacred Heart	L	29-30
2/26	Co. E. Fond du Lac	L	16-22	2/17	Racine	W	58-18	2/21	Grand Ave. Cong.	NA	NA
2/27	Oshkosh*	L	20-28	2/23	Missouri House Coll.	W	32-26	2/28	Whitewater	L	19-23
3/6	Platteville*	L	14-27	3/3	at Whitewater	W	37-16	3/13	South Milwaukee	L	11-12
* - WNC Game				3/10	Perserverance	L	19-21	4/3	West Side Ath. Club	NA	NA
<b>1912-1913</b>				<b>1909-1910</b>				<b>1906-1907</b>			
<b>Head Coach: Emmett "Doc" Angell</b>				<b>Head Coach: Charles Davies</b>				<b>Record: 2-3</b>			
<b>Record: 14-2; 6-0 WNC</b>				<b>Record: 4-11</b>				11/17	Concordia	NA	NA
1/10	at Whitewater*	W	52-15	12/3	Northminister	W	45-13	11/20	Cream Cty. Bus. Co.	W	87-5
1/11	Lawrence	L	14-20	12/10	Carroll	W	36-17	11/24	at Aerial, Manitowoc	NA	NA
1/17	Platteville*	W	31-16	12/15	Mission House	L	26-28	11/27	Tuscaroras	NA	NA
1/24	at Platteville*	W	36-22	12/17	Concordia	L	25-27	12/3	at Kenosha YMCA	L	19-49
1/25	at Carroll	W	23-22	1/7	Oshkosh	L	26-47	12/7	West Side Ath. Club	NA	NA
1/28	Concordia	W	51-22	1/15	at Carroll	L	26-44	12/11	Milwaukee Acad.	NA	NA
1/31	Whitewater*	W	51-5	1/19	Concordia	W	N/A	12/14	Kenosha YMCA	NA	NA
2/1	at Lawrence	L	9-33	1/20	Wayland Academy	W	40-22	12/20	East Division H.S.	L	21-31
2/8	at Oshkosh*	W	21-13	1/28	Oshkosh	L	12-36	1/4	at Burlington	NA	NA
2/15	Lewis Inst. of Chi.	W	54-15	2/4	at Lawrence	L	5-36	1/8	West Division H.S.	W	28-17
2/21	University Olympics	W	44-21								



## Year-by-Year Results

1/11	Carroll	L	14-55
1/18	at St. John's M.A.	NA	NA
1/25	Burlington	NA	NA
2/1	at Carroll	NA	NA

### 1905-1906

#### Record: 2-6

11/17	Kenosha	W	21-20
12/15	at St. John's	NA	NA
1/11	West Side A.C.	L	26-37
1/12	at Burlington	L	21-28
1/20	at Carroll	NA	NA
1/23	South Division H.S.	L	16-36
1/26	Burlington	W	NA
2/24	West Side Athletics	L	24-39
3/3	at Carroll	L	17-25
3/9	at Sheboygan City	NA	NA
3/10	Sheboygan City	NA	NA
3/16	Oshkosh	L	15-32

### 1904-1905

#### Record: 2-6

12/9	Burlington	W	37-30
12/16	East Side H.S.	L	23-29
1/6	at Carroll	L	26-45
1/14	at Iroquois	L	33-43
1/20	at Kenosha YMCA	L	26-57
1/21	R.R. YMCA	NA	NA
1/27	at Burlington	W	38-20
2/3	Carroll	L	27-36
2/10	at St. John's Military Acad.	L	
16-27			
2/17	at Sheboygan	NA	NA
2/18	at Reach Ath. Club	NA	NA
3/3	Racine H.S.	NA	NA

### 1903-1904

#### Record: 13-5

12/2	Cardinals	W	58-6
12/4	West Side	W	33-22
12/12	at Burlington	W	29-22
12/18	East Side	W	40-22
NA	S.S. High	W	52-13
1/8	at Racine	W	38-33
1/15	at Sheboygan	L	25-41
1/19	at Two Rivers	L	25-65
1/22	at Kenosha YMCA	L	32-42
1/29	Racine High	W	51-30
2/6	at St. John's Military Acad.	W	
42-9			
2/8	North Side	W	21-10
2/18	at South Side	W	46-20
2/20	at Iroquois	L	28-32
2/23	Independents	W	64-15
2/27	Central YMCA	W	39-37
3/4	M.A.C.	L	37-40
3/12	Burlington	W	42-19

### 1902-1903

#### Record: 8-9

NA	Cardinals	W	44-6
NA	Sheboygan	L	21-34
1/7	Westiders High	W	30-14
NA	Alumni	L	13-21
NA	Academy	W	46-12
NA	M. Medics	W	28-6
NA	Fond du Lac Co. E.	L	14-32
NA	W.D. High	W	28-18
NA	S.D. High	L	9-18
NA	Cardinals	W	25-10
NA	Academy	L	15-16
NA	S.D. High	L	16-17
NA	Kenosha YMCA	L	25-28
NA	W.D. High	W	38-14
NA	Racine	L	25-36
NA	Kenosha YMCA	L	25-27
NA	Milwaukee YMCA	W	36-17

### 1901-1902

#### Record: 15-2

NA	Cardinals	W	65-13
NA	Alumni	L	18-27
11/29	Wisconsin	L	18-37
NA	South Side High	W	35-24
NA	Phys. & Surgeons	W	65-9
NA	West Side High	W	33-17
1/18	Company E.	W	36-26
1/26	Waukesha High	W	64-32
NA	East Side High	W	27-19
2/7	Oshkosh	W	33-28
2/22	Lawrence	W	27-17
NA	Cardinals	W	50-1
NA	Sodality Athletics	W	97-9
NA	Marquette	W	35-16
NA	Alumni	W	30-19
NA	West Side High	W	28-11
NA	All Stars	W	38-7

### 1900-1901

#### Record: 13-3

10/26	Alumni	W	19-14
11/2	West Side High	W	14-13
11/23	Alumni	W	19-16
12/15	Fond du Lac	L	9-45
1/9	South Side High	W	34-15
1/20	YMCA	W	34-17
2/1	Waukesha High	W	42-23
2/4	East Side High	W	35-15
2/6	M.A.C.	W	19-17
2/16	Racine	W	25-19
2/23	Cardinals	W	40-10
3/1	YMCA	L	20-29
3/6	Company E.	W	32-8
3/15	YMCA	W	33-20
3/22	Battery A	W	48-9
3/29	M.A.C.	L	21-29

### 1899-1900

#### Record: 0-3

12/20	South Side	L	11-12
1/10	South Side	L	11-13
1/26	at Badgers	L	16-38

### 1899-1900

#### Record: 7-1

12/21	East Side High	W	59-8
1/6	Alumni	L	21-25
1/27	Alumni	W	36-8
2/9	East Side High	W	51-10
2/16	South Side High	W	55-14
3/1	South Side High	W	27-19
3/2	M.A.C.	W	20-18
3/21	at South Side High	W	32-16

### 1897-1898

#### Record: 5-1

12/12	YMCA Yellows	W	16-11
1/8	Racine YMCA	W	20-12
1/15	East Side High	W	14-13
2/4	Racine YMCA	L	20-29
2/12	East Side High	W	22-18
3/25	Racine YMCA	W	25-20

### 1896-1897

#### Record: 9-2

11/7	YMCA Blues	W	28-23
11/14	YMCA Whites	W	6-4
11/21	YMCA Whites	L	1-5
12/4	YMCA Blues	L	13-29
12/11	at YMCA Blues	W	24-18
1/15	YMCA Bowlers	W	41-10
2/5	YMCA Whites	W	34-10
2/13	YMCA Bus.	W	33-23
3/13	YMCA Reds	W	19-6
4/2	at East Side High	W	19-6
4/9	YMCA Students	W	29-5

1895-1896 - Only a team roster on file

## Horizon League Players of the Year

### Ed McCants • 2004-05

McCants capped his career in a Panther uniform with the League Player of the Year award in 2004-05. He ranked second in the league in scoring while standing first in three-point field goals made, seventh in assists and 11th in three-point field goal percentage. He led UWM in scoring and steals and passed 1,000 points in his Milwaukee career in just two seasons.

McCants posted a number of stellar outings throughout the year, including a 38-point effort against Detroit. He scored in double figures in 19-straight games and passed 20 points in 11 of those games during the streak. He also made a three-point basket in every game during the regular season and led the Panthers in scoring 12 times. McCants is a two-time award-winner, having won League Newcomer of the Year and first-team all-league honors in his first season in a Panther uniform in 2003-04.

### Dylan Page • 2003-04

Page became the first-ever Panther to earn Horizon League Player of the Year honors when he won the award following the 2003-04 campaign. The Horizon League's leading scorer for the season, he ranked in the top 10 in the league in seven statistical categories. A National Association of Basketball Coaches First-Team All-District 11 honoree, Page held or shared team-high scoring honors 20 times during the season. He was in double figures in scoring in all 27 regular-season games, while scoring 20 or more points 17 times. He was named the Horizon League Player of the Week twice and added three double-doubles in 2003-04, giving him five for his career. His career point total wrapped up at 1,388, making him one of just seven Panthers to have passed the 1,000-point barrier since UWM moved back to the Division I ranks in 1990.

#### Associated Press

##### Honorable Mention All-America

Ed McCants	2004-05
Dylan Page	2003-04

#### National Association of Basketball Coaches

##### First Team All-District

Dylan Page	2003-04
Dylan Page	2001-02

#### NABC Second Team All-District

Matt Tiby	2015-16
Anthony Hill	2010-11
Clay Tucker	2001-02
Von McDade	1990-91

### Horizon League/ Midwestern Collegiate Conference (1994-Present)

#### Coach of the Year

Rob Jeter	2010-11
Bruce Pearl	2001-02
Bruce Pearl	2002-03
Bruce Pearl	2004-05

#### Player of the Year

Dylan Page	2003-04
Ed McCants	2004-05

#### Newcomer of the Year

Ed McCants	2003-04
------------	---------

#### All-League First Team

Matt Tiby	2015-16
Anthony Hill	2010-11
Joah Tucker	2005-06
Joah Tucker	2004-05
Ed McCants	2004-05
Ed McCants	2003-04
Dylan Page	2003-04
Dylan Page	2002-03
Clay Tucker	2002-03
Clay Tucker	2001-02
Chad Angeli	1999-2000

#### All-League Second Team

Jordan Johnson	2015-16
Steve McWhorter	2014-15
Matt Tiby	2014-15
Jordan Aaron	2013-14
Kaylon Williams	2011-12
Ricky Franklin	2009-10
Tone Boyle	2008-09
Paige Paulsen	2007-08
Boo Davis	2005-06
Adrian Tigert	2005-06
Ronnie Jones	2001-02
Clay Tucker	2000-01
Chad Angeli	1998-99
Roderick Johnson	1995-96
Shannon Smith	1994-95

#### All-Defensive Team

Ryan Allen	2011-12
Adrian Tigert	2005-06
Clay Tucker	2002-03
Clay Tucker	2001-02

#### All-Newcomer Team

Jordan Aaron	2012-13
Kaylon Williams	2010-11
Tone Boyle	2008-09
James Eayrs	2008-09
Deonte Roberts	2007-08
Paige Paulsen	2006-07
Ed McCants	2003-04
Joah Tucker	2003-04
Adrian Tigert	2001-02

James Wright	2000-01
Clay Tucker	1999-2000
Damion Ninkovic	1997-98
Roderick Johnson	1995-96
Shannon Smith	1994-95

#### All-Tournament Team

Brock Stull	2016-17
Brett Prah	2016-17
Jordan Aaron (MVP)	2013-14
Kyle Kelm	2013-14
Matt Tiby	2013-14
Anthony Hill	2010-11
Adrian Tigert (MVP)	2005-06
Boo Davis	2005-06
Joah Tucker	2005-06
Joah Tucker (MVP)	2004-05
Ed McCants	2004-05
Dylan Page	2003-04
Clay Tucker (MVP)	2002-03
Ronnie Jones	2002-03
Dylan Page	2002-03

#### Player of the Week

Jordan Johnson	Dec. 21, 2015
Jordan Johnson	Dec. 7, 2015
Steve McWhorter	Feb. 23, 2015
Steve McWhorter	Nov. 18, 2013
Tony Meier	Feb. 27, 2012
James Haarsma	Nov. 28, 2011
Tony Meier	Feb. 28, 2011
Anthony Hill	Feb. 7, 2011
Anthony Hill	March 1, 2010
James Eayrs	Nov. 30, 2009
James Eayrs	Jan. 19, 2009
Avery Smith	Jan. 5, 2008
Marcus Skinner	Jan. 28, 2008
Paige Paulsen	Jan. 22, 2007
Adrian Tigert	Feb. 13, 2006
Adrian Tigert	Jan. 2, 2006
Boo Davis	Dec. 26, 2005
Joah Tucker	Jan. 17, 2005
Ed McCants	Jan. 10, 2005
Kalombo Kadima	Feb. 2, 2004
Dylan Page	Jan. 12, 2004
Dylan Page	Dec. 29, 2003
Joah Tucker	Nov. 24, 2003
Clay Tucker	March 3, 2003
Dylan Page	Dec. 23, 2002
Dylan Page	Dec. 16, 2002
Jason Frederick	Feb. 11, 2002
Clay Tucker	Jan. 21, 2002
Ronnie Jones	Dec. 10, 2001
Clay Tucker	Feb. 26, 2001
Chad Angeli	Jan. 17, 2000
Cyrus Caldwell	Nov. 23, 1998
Roderick Johnson	Feb. 11, 1996
Shannon Smith	Jan. 22, 1995

The Panthers have returned to downtown Milwaukee for home men's basketball games.

In November of 2013, the University of Wisconsin-Milwaukee men's basketball team returned after a one-year hiatus, and in 2014, the university went even further, acquiring naming rights, and making the newly-renamed "UW-Milwaukee Panther Arena" a focus of their community outreach and marketing. Corresponding investments by the Wisconsin Center District include replacing all of its 8,910 permanent seats, installing a new, state-of-the art \$1.1 million scoreboard, and new exterior lighting and signage.

The University and the Wisconsin Center District also started a new five-year agreement to allow the Panthers to play at the Arena, which has hosted some of the most memorable basketball events in Milwaukee history. The Panthers had played nearly all of their exhibition, regular season and postseason games at the Arena since 2003-04 before playing on-campus during the 2012-13 campaign.

Milwaukee's previous return for the 2003-04 campaign was sparked by a highly-successful 2003 Horizon League Men's Basketball Tournament. After drawing more than 7,000 fans for the seminal round, UWM drew a then-record 10,115 for the title-game win over Butler. The combination of Milwaukee basketball and what was then the U.S. Cellular Arena looked to be a winning one for all involved.

"It is exciting to be moving our men's basketball games back downtown," Milwaukee Director of Athletics Amanda Braun said at the time. "We've had great discussions with officials from the Wisconsin Center District over the last few months about our partnership, and we've constructed an agreement that is extremely positive for everyone. We are seeking the best opportunities for all of our programs to be successful, and this makes sense as the home for our men's basketball program."

The Wisconsin Center District was also excited to restart the partnership.

"Downtown Milwaukee serves as a hub for Panthers' fans and we are excited to be partnering once again with UWM and the Panthers' basketball team," Wisconsin Center District Board Chairman Franklyn Gimbel said. "The location, as well as the intimate atmosphere, positions the Arena as a first-class college basketball venue."

"We look forward to welcoming the team back to downtown and joining with students and fans to cheer the Panthers on to victory," Wisconsin Center District President and CEO Richard Geyer said.

The Panthers actually have a fairly extensive history at the Arena, which has also been known as the MECCA, U.S. Cellular Arena and the Wisconsin Center District Arena over the years. UWM moved its schedule downtown for the 1992-93 season, two years after returning to the Division I ranks, and proceeded to win all 12 of its home games that season while drawing more than 8,000 fans for a contest with Green Bay. The Panthers continued to play their games at the Arena through the 1997-98 campaign before moving back to the on-campus Klotsche Center for the next five seasons.

The storied building, originally built in 1950 and also currently the home for indoor soccer's Milwaukee Wave, has been the home to the NBA's Milwaukee Bucks. In fact, the Bucks played their first game at the Arena on Oct. 16, 1968, falling to the Chicago Bulls, 89-84, in front of 8,468 fans. Just four years later, the Bucks were

celebrating playing in the NBA Finals at the Arena, claiming the 1971 NBA title. The Bucks called the Arena home until 1988, when they moved across the street to the Bradley Center. Marquette and coaching legends Hank Raymond and Al McGuire also called the Arena home during some of its finest moments. Then the Warriors, Marquette won the 1977 National Championship after playing in the 1974 Final Four. Now the Golden Eagles, Marquette has also played at the Bradley Center since 1988.

Since those days, the building has undergone extensive renovations in recent seasons and ranks as one of the finest facilities in the Horizon League. That proved to be the case again in the spring of 2016, when the Milwaukee Admirals signed a 10-year lease to return to playing at the facility. Included in the move comes \$6.3 million in arena upgrades. Upgraded concession stands, modernized bathrooms, an expanded fan store for all teams that call the Arena home and renovated locker rooms are just some of the long list of improvements that have gone into making UWM Panther Arena better for all.

The Arena provides a number of amenities for players, media and fans that make it a first-class college basketball venue.

## **UW-Milwaukee Panther Arena Single-Game Attendance Records**

1.	10,783	Detroit	3/8/05
2.	10,437	Butler	3/8/11
3.	10,254	UIC	3/9/04
4.	10,143	Wisconsin	12/13/11
5.	10,120	Wisconsin	12/10/14
6.	10,115	Butler	3/11/03
7.	10,021	Butler	3/7/06
8.	10,017	Wisconsin	12/12/07
9.	8,703	Green Bay	1/31/04
10.	8,653	Loyola	3/8/05
11.	8,631	Green Bay	1/13/93
12.	7,502	Loyola	3/4/06
13.	7,431	Valparaiso	3/5/11
14.	7,411	UIC	3/8/03
15.	7,120	Marquette	11/27/10
16.	6,660	Missouri State	2/18/06
17.	6,637	Wright State	1/21/06
18.	6,455	Youngstown State	2/12/05
19.	6,435	Butler	1/26/12
20.	6,190	Green Bay	1/27/07

## **UWM's Season Average Attendance Records**

1.	2005-06	79,572	5,305
2.	2004-05	70,923	5,066
3.	2003-04	60,541	4,324
4.	2002-03	55,453	4,266
5.	2011-12	66,462	4,154
5.	2010-11	62,306	4,154





With no obstructed-view seats, the Arena's configuration puts every patron close to the action and the Arena is well-known for being spectator-friendly. The building continues to undergo renovations and improvements and now has added Panther branding and other black and gold features.

In 2013, the Milwaukee men's basketball team returned after a year hiatus, and in 2014, the university went even further, acquiring naming rights, and making the newly-renamed "UW-Milwaukee Panther Arena" a focus of their community outreach and marketing. Corresponding investments by the Wisconsin Center District include replacing all of its 8,910 permanent seats, installing a new, state-of-the art \$1.1 million high-definition scoreboard, and new exterior lighting and signage. With the signing a 10-year lease to play in the building starting in 2016-17, another \$6.3 million will be invested by the Milwaukee Admirals and the WCD over three years.

In 2000, ice-making ability was restored, and bold new outdoor lighting, signage and electronic messaging systems were added. More recently, construction of a new, outdoor, public promenade alongside the building - the Wisconsin Athletic Walk of Fame - was completed.

A new media room provides ample workspace for members of the media before, during and after events, and the area rates as the best media-services area in the Horizon League. Plus, the renovated home locker room is truly a home away from home for the Panthers, including large wood lockers, a television, a separate coaches' room and a training room.

UWM has also put its own touches on the basketball setup at the Arena. Courtside seating provides some fans an up-close look at the action, with a second row of courtside seats and additional courtside seating on the baseline added over the past few years. Plus, UWM has also set up a VIP pregame and halftime reception area - the ATI Club - in the south end-zone, giving fans a close-by location to purchase beverages and mingle before and during the game.

The Panthers have played a total of 269 games as the home team at the Arena, compiling a 163-106 mark. They have won 119 of their 163 contests downtown since returning for the 2002-03 postseason (the team also did not play downtown in 2012-13).

UWM has also played Marquette a handful of times as the road team at the Arena.

Year by Year Record at UW-Milwaukee Panther Arena	
2016-17	5-8
2015-16	9-4
2014-15	9-4
2013-14	4-6
2011-12	11-3
2010-11	9-5
2009-10	10-4
2008-09	12-3
2007-08	9-8
2006-07	7-7
2005-06	13-2
2004-05	13-1
2003-04	8-3
2002-03	2-0
1997-98	2-10
1996-97	6-4
1995-96	5-7
1994-95	2-10
1993-94	5-7
1992-93	11-0
1991-92	2-1
1990-91	3-2
1977-78	1-0
1974-75	6-6
1972-73	6-1
1971-72	2-3
TOTAL	163-106

# UNITED WE ROAR



## ABOUT THE UW-MILWAUKEE PANTHER ARENA

The UW-Milwaukee Panther Arena, once known popularly as the MECCA and the U.S. Cellular Arena, has been home to Milwaukee's basketball champions over its 67 years of existence.

The Milwaukee Panthers have won three regular season Horizon League titles and appeared in four NCAA Tournaments while calling the UW-Milwaukee Panther Arena home.

Marquette played its home games at the Arena when it won the NCAA National Championship in 1977.

The Milwaukee Bucks won the 1971 NBA Championship while playing at the Arena. The team also advanced to the NBA Finals in 1974 and advanced to the conference finals four other times while calling the building home.

Nearly all of the "50 Greatest Players In NBA History" played at the Arena.

The 1977 NBA All-Star Game was played in the Arena. The game's MVP was Julius Erving and the rosters included stars like John Havlicek, Pete Maravich and Kareem Abdul-Jabbar.

## UWM MILESTONE DATES AT THE ARENA

- **Dec. 13, 1971:** UWM plays its first-ever game at the Arena, then known as the MECCA. The Panthers fell to UTEP, 57-41. The Panthers beat Southern Illinois the next month for their first win downtown.
- **Dec. 1, 1992:** UWM plays its first game downtown as a permanent tenant in the Arena, beating Western Michigan, 84-75.
- **Jan. 13, 1993:** UWM and Green Bay play an overtime contest in front of a then-record 8,631 downtown. The Panthers win, 75-68.
- **March 8, 2003:** UWM plays at the Arena for the first time in five years, beating UIC, 75-73, in the Horizon League Tournament semifinals. Three days later, UWM beats Butler, 69-52, to win the Horizon League Championship in front of a national-television audience and 10,115 fans.
- **Nov. 22, 2003:** UWM returns its regular season games downtown, beating Montana, 95-83, in the season opener.
- **March 9, 2004:** UWM falls to UIC in the league title game in front of 10,254 fans.
- **March 8, 2005:** In front of a sellout crowd of 10,783, UWM beats Detroit, 59-58, to win the Horizon League Tournament and claim its second ever berth in the NCAA Division I Tournament.
- **March 7, 2006:** In front of more than 10,000 fans, the Panthers dominate Butler, 87-71, to return to the NCAA Tournament for a third time.
- **Feb. 18, 2009:** The Panthers beat No. 21 Butler, 63-60, claiming their first-ever regular season victory over a nationally-ranked team.
- **Nov. 27, 2010:** UWM is the home team in a matchup with Marquette for the first time ever, falling in a 75-72 heartbreaker.
- **March 8, 2011:** The Panthers return to the league title contest, falling to eventual national runner-up Butler in front of 10,437 fans.
- **Dec. 13, 2011:** UWM nearly upsets rival Wisconsin in front of 10,143 fans. The Panthers had the game tied with five minutes remaining.
- **Oct. 31, 2013:** The Panthers return downtown after a one-year absence with an 80-52 exhibition victory over Marian University.
- **June 26, 2014:** The University of Wisconsin-Milwaukee and the Wisconsin Center District announce a new 10-year partnership that rebrands the old Arena as the UW-Milwaukee Panther Arena.
- **Nov. 6, 2014:** The Panthers claim a 68-54 exhibition victory over Platteville in the program's first official "home" game at UWM Panther Arena.
- **Dec. 10, 2014:** A crowd of 10,120 fills the Arena as the Panthers take on the No. 5/6 Wisconsin Badgers, a team that ended up as NCAA runner-ups on the season.



# 2017-18 SCHEDULE

<b>Date</b>	<b>Opponent</b>	<b>Location</b>	<b>Time</b>
Nov. 2	<b>WISCONSIN LUTHERAN (EXHIBITION)</b>	Klotsche Center	7 p.m.
Nov. 10	<b>LA CROSSE</b>	UWM Panther Arena	7 p.m.
Nov. 13	at Iowa State	Ames, Iowa	7 p.m.

## BLACK & GOLD SHOOTOUT

Nov. 17	<b>CONCORDIA ST. PAUL</b>	UWM Panther Arena	8 p.m.
Nov. 18	<b>FIU</b>	UWM Panther Arena	5:30 p.m.
Nov. 19	<b>ELON</b>	UWM Panther Arena	3:30 p.m.

Nov. 24	at Wisconsin	Madison, Wis.	8 p.m.
Nov. 29	at Northern Illinois	Dekalb, Ill.	8:30 p.m.
Dec. 2	<b>MONTANA STATE</b>	UWM Panther Arena	3 p.m.
Dec. 5	at Jacksonville	Jacksonville, Fla.	6 p.m.
Dec. 9	at Western Illinois	Macomb, Ill.	7 p.m.
Dec. 13	at Belmont	Nashville, Tenn.	6:30 p.m.
Dec. 16	<b>LOYOLA</b>	UWM Panther Arena	1 p.m.
Dec. 22	<b>WESTERN MICHIGAN</b>	UWM Panther Arena	7 p.m.
Dec. 28	<b>OAKLAND*</b>	UWM Panther Arena	7 p.m.
Dec. 30	<b>DETROIT MERCY*</b>	UWM Panther Arena	6 p.m.
Jan. 4	at Youngstown State*	Youngstown, Ohio	6:35 p.m.
Jan. 6	at Cleveland State*	Cleveland, Ohio	2:30 p.m.
Jan. 10	at IUPUI*	Indianapolis, Ind.	6 p.m.
Jan. 12	at UIC*	Chicago, Ill.	7 p.m.
Jan. 15	at Green Bay*	Green Bay, Wis.	7 p.m.
Jan. 18	<b>NORTHERN KENTUCKY*</b>	UWM Panther Arena	7 p.m.
Jan. 20	<b>WRIGHT STATE*</b>	UWM Panther Arena	7 p.m.
Jan. 25	<b>YOUNGSTOWN STATE*</b>	UWM Panther Arena	7 p.m.
Jan. 27	<b>CLEVELAND STATE*</b>	UWM Panther Arena	1 p.m.
Jan. 29	<b>UIC*</b>	UWM Panther Arena	7 p.m.
Feb. 2	<b>GREEN BAY*</b>	UWM Panther Arena	7 p.m.
Feb. 8	at Northern Kentucky*	Highland Heights, Ky.	6:30 p.m.
Feb. 10	at Wright State*	Dayton, Ohio	6 p.m.
Feb. 16	<b>IUPUI*</b>	UWM Panther Arena	7 p.m.
Feb. 22	at Detroit Mercy*	Detroit, Mich.	6 p.m.
Feb. 24	at Oakland*	Rochester, Mich.	2 p.m.

## MOTOR CITY MADNESS HORIZON LEAGUE CHAMPIONSHIP

March 2-6	Joe Louis Arena	Detroit, Mich.	TBA
-----------	-----------------	----------------	-----

All Times Central and Subject to Change | Home Games in **BOLD**

**MKEPANTHERS.COM**



@MKEPANTHERS  
@MKE\_MBB